

Socio-Economic Trends

March 2023

Contents

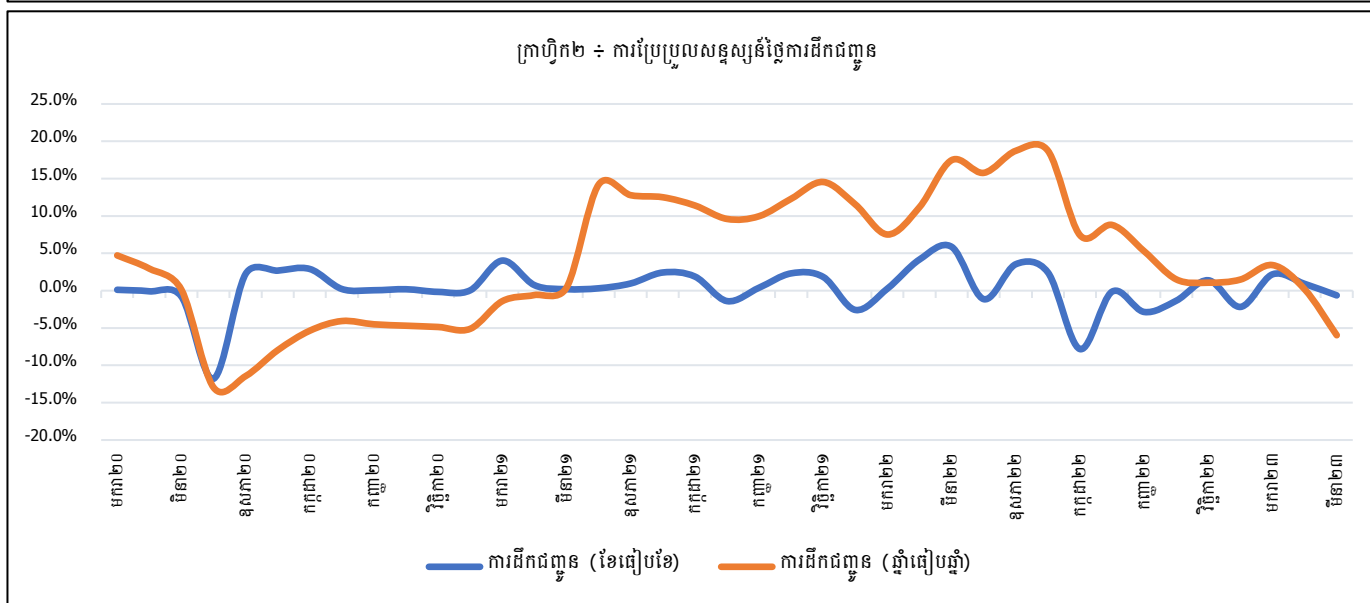
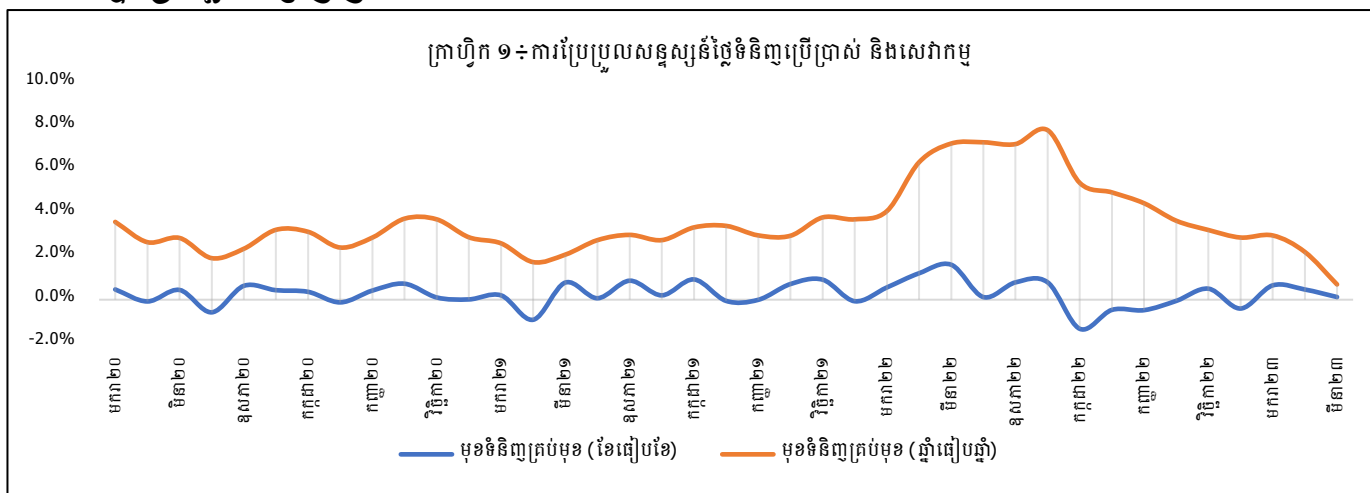
Executive summary	1
1. Cambodia economic trends	2
1.1. Consumer Price Index	2
1.2. Trade	2
1.3. Private investment	4
1.5. Tourism	4
1.4. Construction	5
2. International commodity prices	5
2.1. Crude oil price: Brent, WTI, Dubai	5

Executive summary

1. For 2023, although the effects of the war, combined with the scars left over from the Covid-19 crisis, will continue to have an impact on Cambodia's socio-economic landscape, the Cambodian economy is expected to continue the path to growth. In addition, the path to growth is driven by China's economic recovery. However, the regional economy could be affected by "slow global economic growth, rising commodity prices and tightening financial conditions in response to long-term inflation.". This is due to the achievement of community resilience as well as adaptation to the new normal path of the general population as well as businesses, despite some risks. In addition, the Royal Government has been implementing policy intervention measures, especially the introduction of intervention packages for vulnerable families due to rising inflation, which will reduce the impact on people's livelihoods as well as support economic growth for the year.
2. In March 2023, commodity prices in (1) **Cambodia Market:** the average price of gasoline was 4,367riel/liter, decreased by 3.4%, and the average price of diesel was 4,167 riel/liter, decreased by 5.7% compared to the previous month and (2) **International market:** the average price of crude oil (Brent) was 78.5 dollars/barrel, decreased by 5.1% and the average price of Crude oil of WTI was 73.4 dollars/barrel, decreased by 4.5% compared to the previous month.
3. As of March 2023, Cambodia's total export (excluding gold) achieved a total amount of 4,344 million dollars, decreased by 9.8% compared to the same period last year, driven by the increase of garments, bicycles, agriculture and other export goods. Meanwhile, the total import value (excluding gold) achieved 3,563 million dollars, decreased by 10.7% compared to last year, mainly due to the increase in imports of imports, construction equipment, petroleum, and other products.
4. As of March 2023, total international tourist arrivals achieved 1,292 thousand people, an increase by 709.5% compared to the same period last year. The increase of the international tourists was mainly due to the increase tourists from Thailand, Laos PDR, Vietnam, Malaysia, and China.
5. As of March 2023, a total number of construction proposals reached 1,023 projects, increased by 22 projects, with a value of 1,284 million dollars, decreased by 150.5% of which the constructions proposals for housing accounted for 896 projects (87.6% of the total construction proposals) decreased by 25 projects compared the same period last year.
6. As of March 2023, the total investment projects have achieved 27 projects declined by 13 projects and created approximately 37 thousand new jobs, increased by 21.0% and worth a total investment value of 193 million dollars decreased by 90.9% compared to the same period last year.
7. In March 2023, according to the National Institution of Statistics (NIS), the Consumer price index increased by 0.7% compared to the same period last year. The slowed growth of the overall CPI was due to the major price indices such as food and non-alcoholic beverages increased 2.4%, transport decreased by 6.0% Housing, Water, Electricity, Gas and Other Fuels decreased by 3.0%.

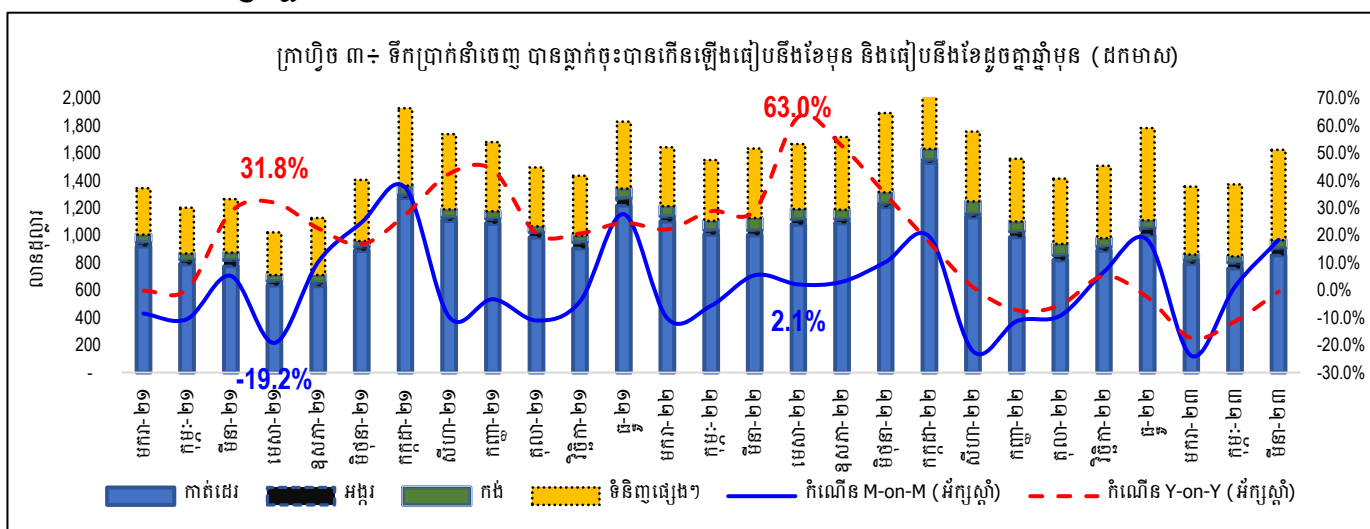
១. ទិដ្ឋភាពសេដ្ឋកិច្ចកម្ពុជា / Cambodia economic trends

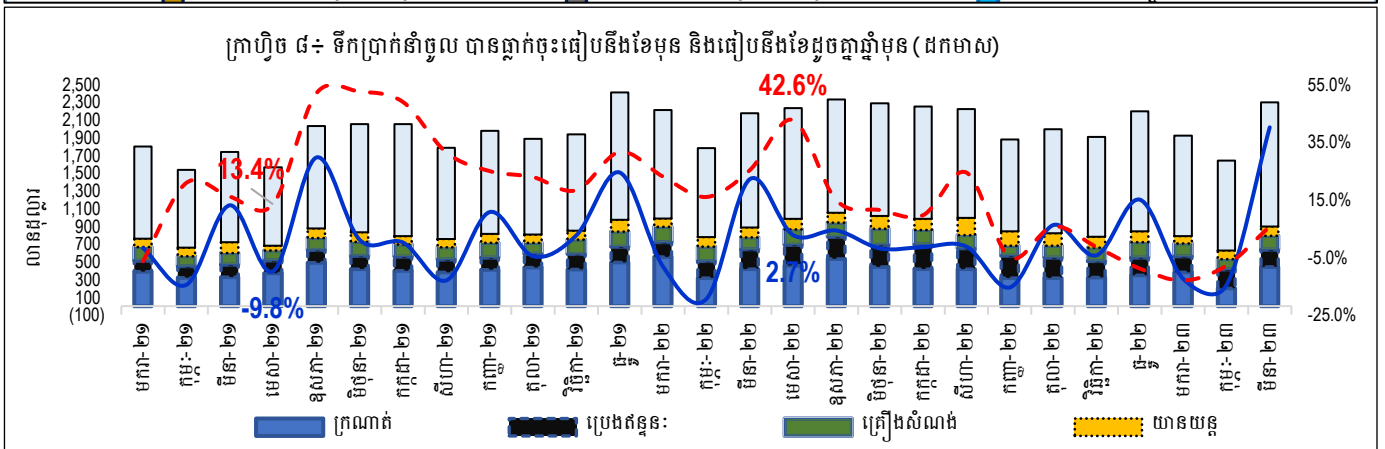
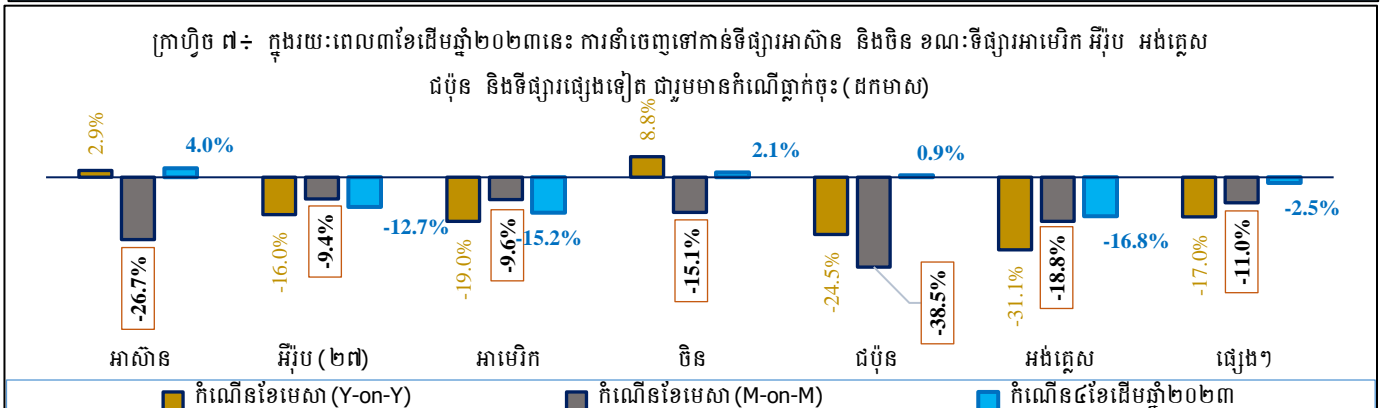
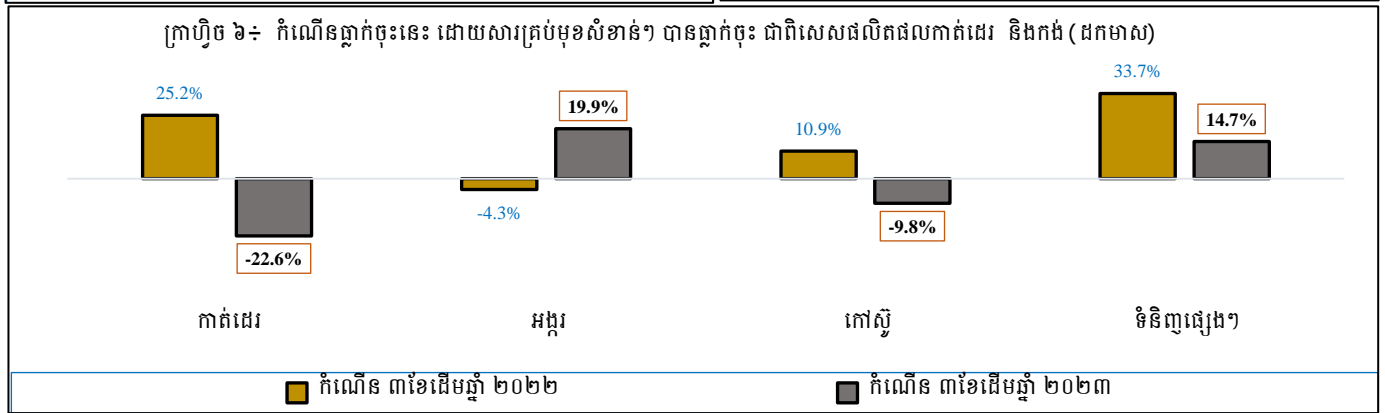
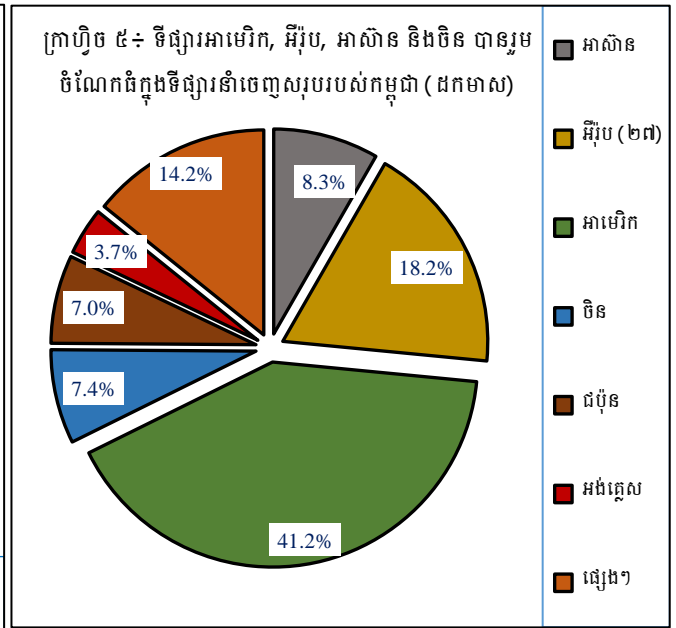
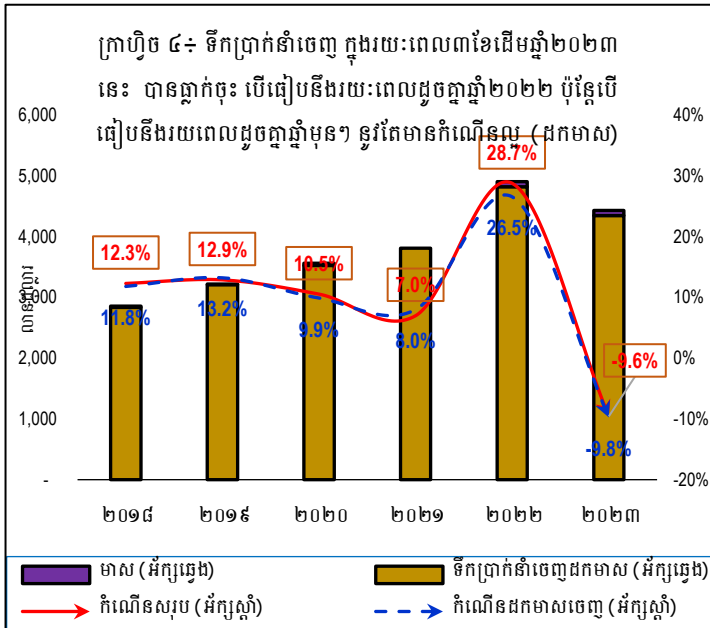
១.១. សង្គមស្រីផ្ទៃក្នុងនិងការប្រើប្រាស់ / Consumer price index



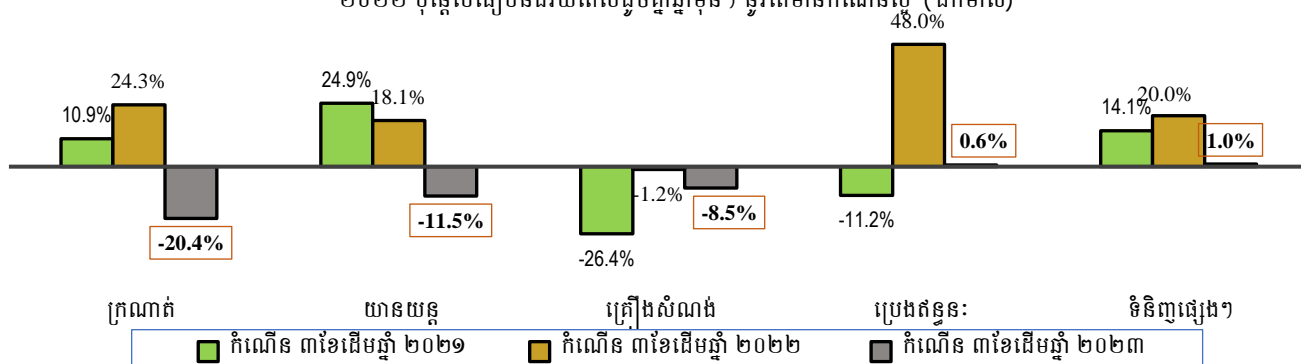
ប្រភព: វិទ្យាស្ថានជាតិស្ថិតិ

១.២. វិស័យពាណិជ្ជកម្ម / Trade

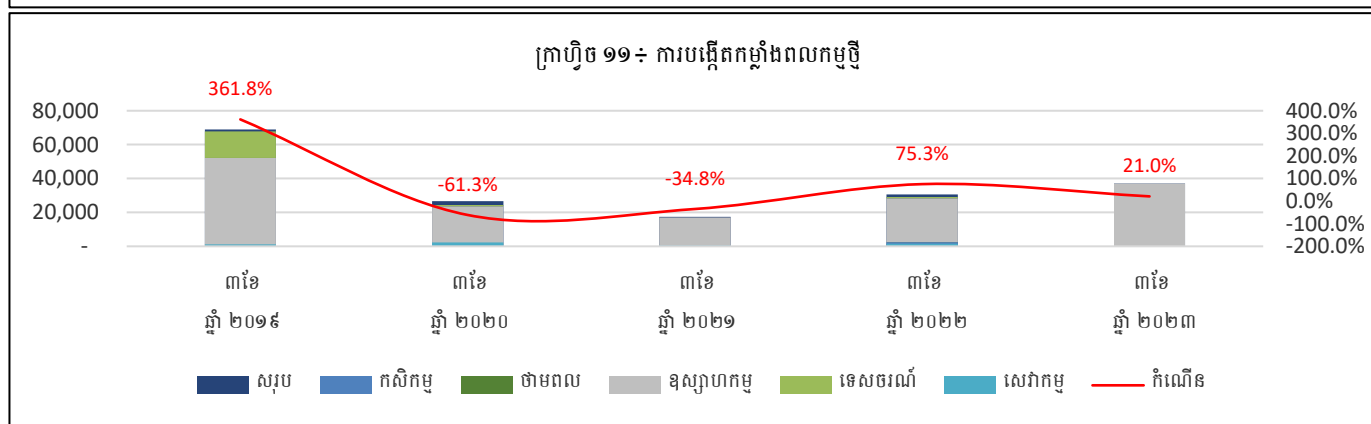
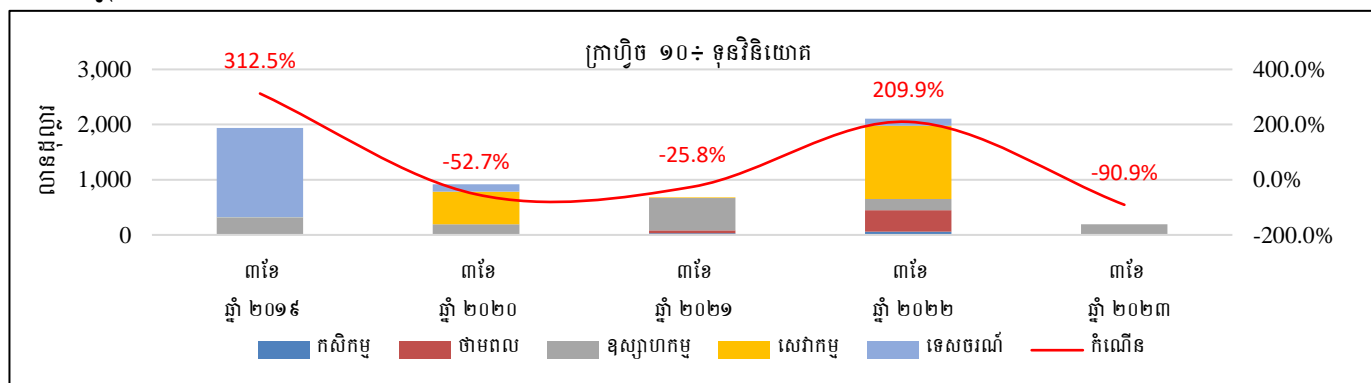




ក្រាហ្វិច ៩៖ ទឹកប្រាក់នាំចូល ក្នុងរយៈពេល៤ខែដើមឆ្នាំ២០២៣នេះ បានធ្លាក់ចុះសឹងតែទាំងស្រុង បើធៀបនឹងរយៈពេលដូចគ្នាឆ្នាំ ២០២២ ប៉ុន្តែបើធៀបនឹងរយៈពេលដូចគ្នាមុនៗ នូវតែមានកំណើនល្អ (ដកមាស)

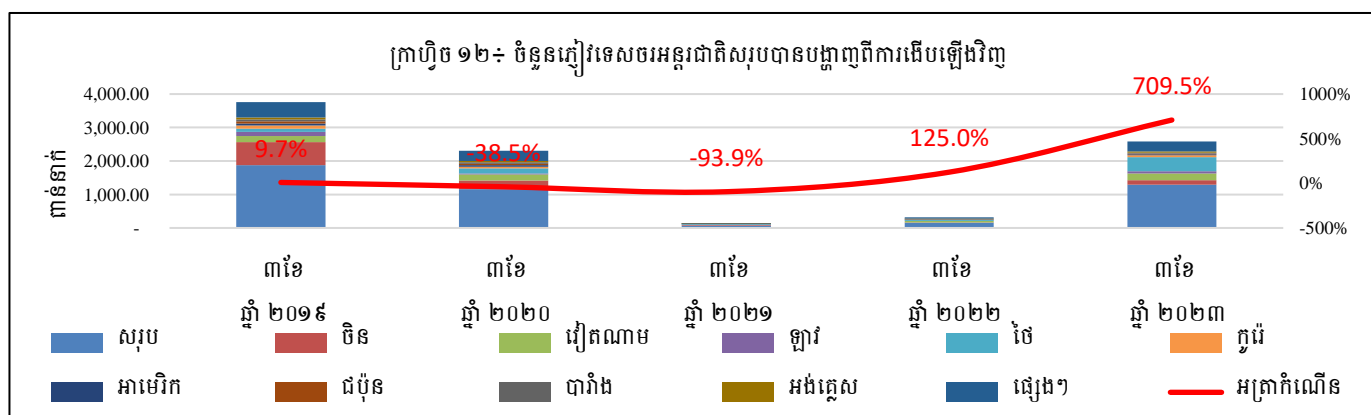


១.៣. ស្ថានភាពវិនិយោគ / Investment



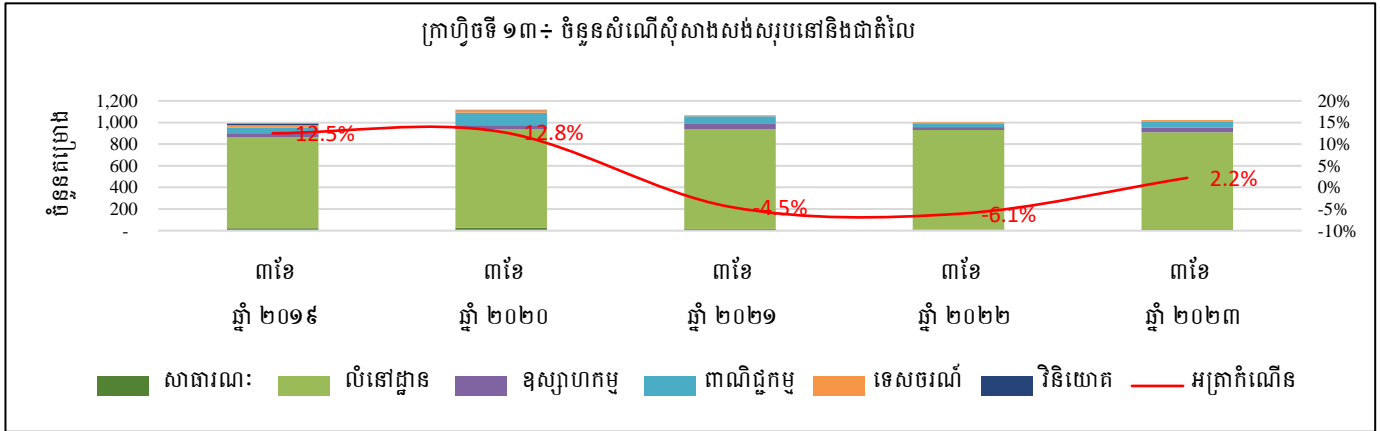
ប្រភព៖ ក្រុមប្រឹក្សាអភិវឌ្ឍន៍កម្ពុជា

១.៤. វិនិយោគទេសចរណ៍ / Tourism



ប្រភព៖ ក្រសួងទេសចរណ៍

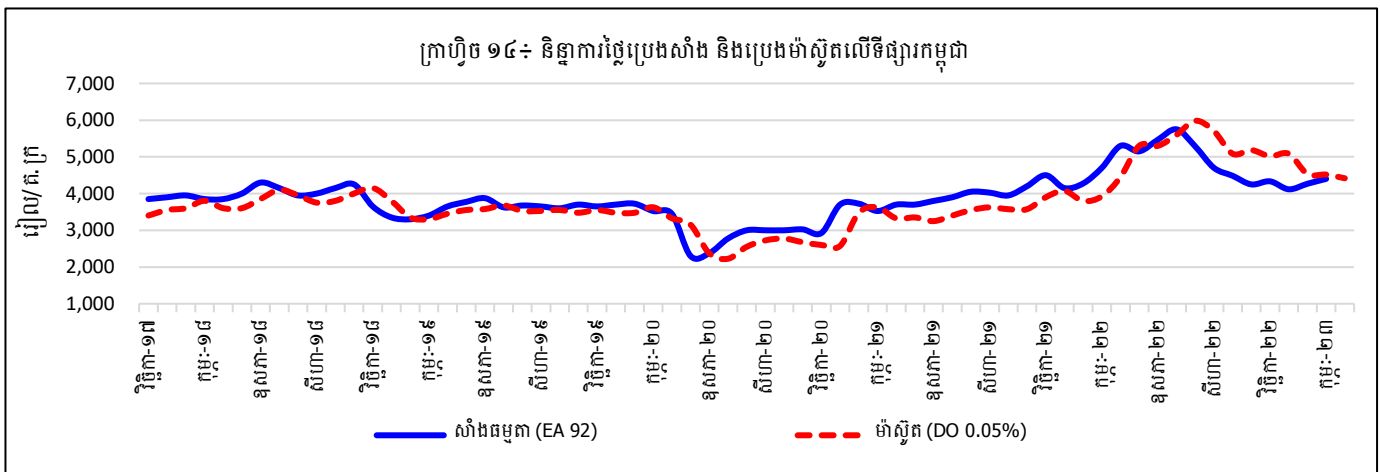
១.៥. ស្ថានភាពសំណង់ / Construction



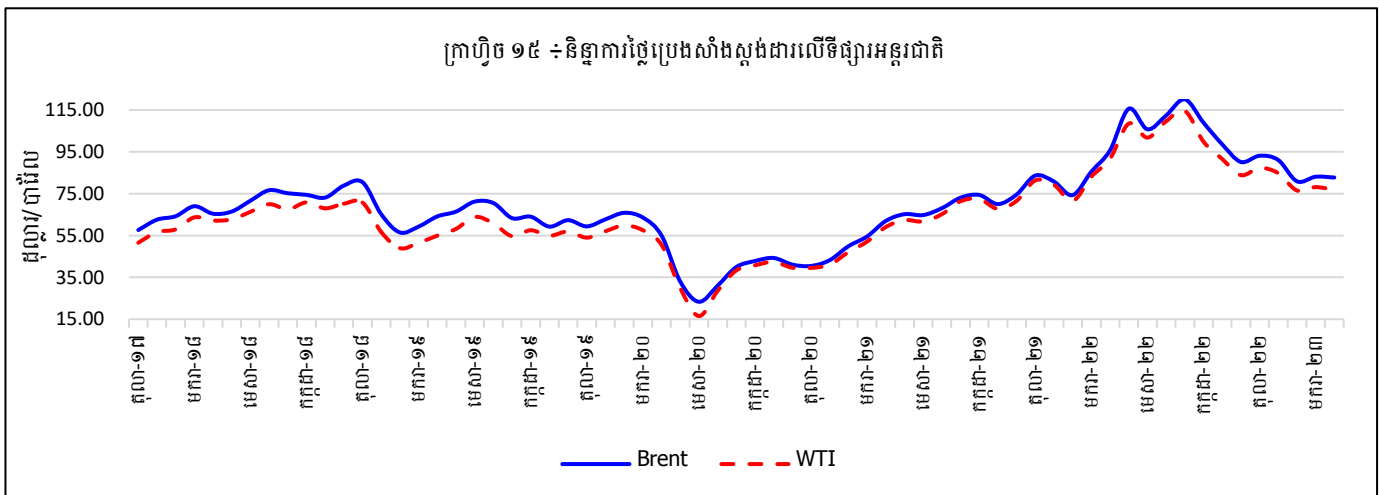
ប្រភព៖ ក្រសួងរៀបចំដែនដី នគរូបនីយកម្ម និងសំណង់

២. តម្លៃទំនិញសំខាន់ៗ / Commodity prices

២.១. ថ្លៃប្រេង÷



ប្រភព៖ ក្រសួងពាណិជ្ជកម្ម



ប្រភព៖ ធនាគារពិភពលោក (Pink Sheet)

Prepared by Statistics and Economic Analysis Department

General Department of Policy

Ministry of Economy and Finance

Contacts:

Tel: 017 366 553, 010 713 459

Working Hours: 7:00 AM - 11:00 AM, and 14:00 PM - 17:00 PM

Noted:

The responsibility for opinions expressed in this publication rests solely with the working team of the General Department.

The publication does not constitute an endorsement by Ministry of Economy and Finance or Royal Government of Cambodia.