

# Socio-Economic Trends

Annual 2022

## Contents

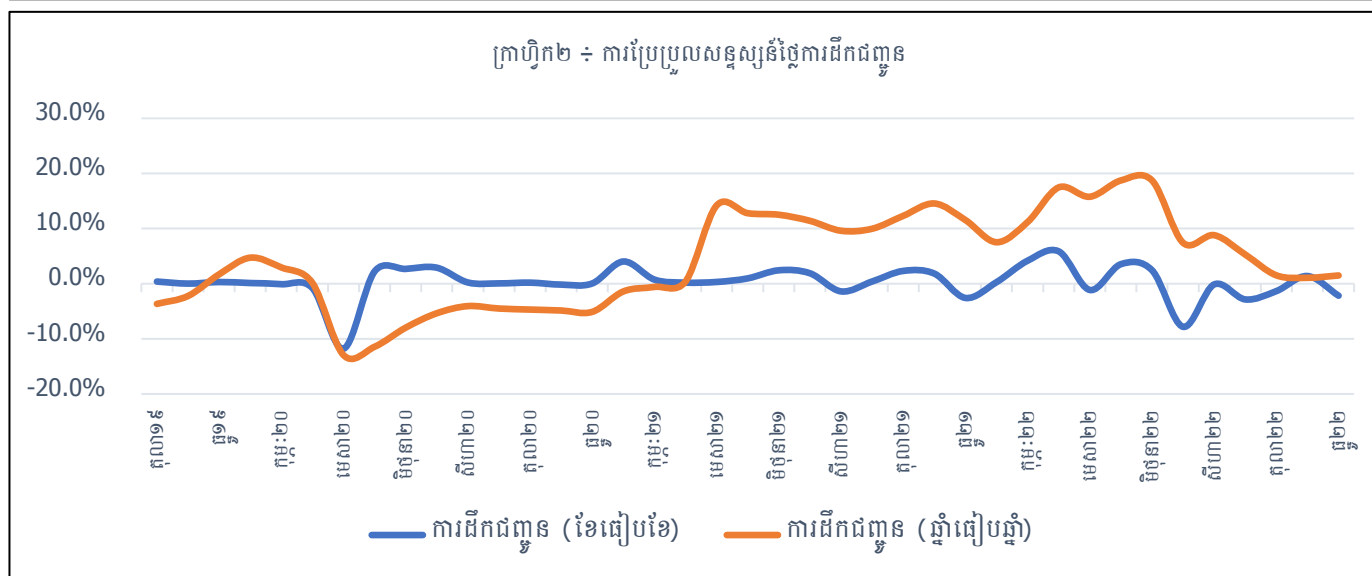
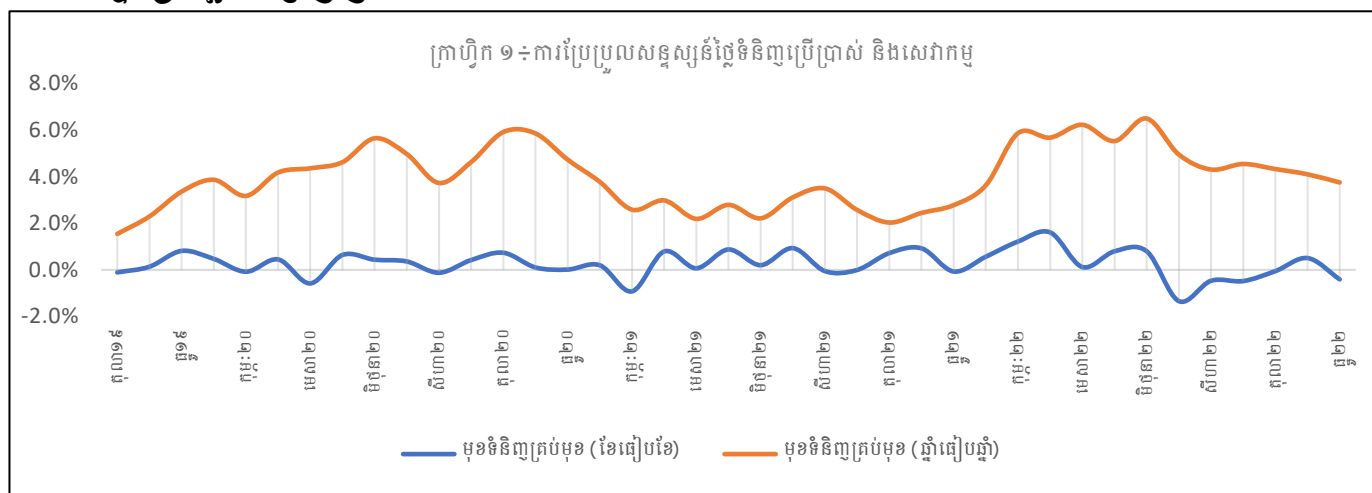
<b>Executive summary</b>	<b>1</b>
<b>1. Cambodia economic trends</b>	<b>2</b>
1.1. Consumer Price Index	2
1.2. Trade	2
1.3. Private investment	4
1.5. Tourism	4
1.4. Construction	5
<b>2. International commodity prices</b>	<b>5</b>
2.1. Crude oil price: Brent, WTI, Dubai	5

## Executive summary

1. In 2022 Cambodia's Economy is expected to continue to grow in 2022 and supported by the positive global demands even after the impacts of the Russian-Ukrainian war. The high vaccination rate and reopening the country has given the country's economy to return to normal. With the current momentum of the recent recovery of economic activities, the perspectives on the Cambodian economy is showing positive signs especially on the production line which reflects the continuous growth in industrial production, garments, and non-garment exports. In addition, the implementation "**Strategic Framework and Programs for Economic Recovery in the Context of Living with Covid-19 in a New Normal 2021-2023**" is expected to accelerate key growth drivers including garment, non-garment, tourism and agriculture.
2. In December 2022, commodity prices in (1) **Cambodia Market**: the average price of gasoline was 4,117 riel/liter, decreased by 5.0%, and the average price of diesel was 4,533 riel/liter, decreased by 10.8% compared to the previous month and (2) **International market**: the average price of crude oil (Brent) was 80.9 dollars/barrel, decreased by 11.2% and the average price of Crude oil of WTI was 76.5 dollars/barrel, decreased by 9.7% compared to the previous month.
3. In 2022, Cambodia's total export (excluding gold) achieved a total amount of 20,344.1 million dollars, increased by 16.7% compared to the same period last year, driven by the increase of garments, bicycles, agriculture and other export goods. Meanwhile, the total import value (excluding gold) achieved 25,460.4 million dollars, increased by 11.9% compared to last year, mainly due to the increase imports of imports, construction equipment, petroleum, and other products.
4. In 2022, total international tourist arrivals achieved 2,277 thousand people, increased by 1058.6% compared to the same period last year. The increase of the international tourists was mainly due to the increase of Thai Tourists, Vietnamese tourists and Chinese tourists.
5. In 2022, a total number of construction proposals reached 4,275 projects, declined by 28 projects, with a value of 2,968 million dollars, decreased by 46.8% of which the constructions proposals for housing accounted for 3,768 projects (88.1% of the total construction proposals) declined by 7 projects compared the same period last year.
6. In 2022, the total investment projects have achieved 132 projects increased by 24 projects and created approximately 122 thousand new jobs, increased by 35.9% and worth a total investment value of 3,230 million dollars increased by 87.9% compared to the same period last year.
7. In 2022, according to National Institution of Statistics (NIS), the Consumer price index increased by 2.9% compared to the same period last year. The increase of overall CPI was driven by major price indices such as food and non-alcoholic beverages increased 3.8%, Housing, Water, Electricity, Gas and Other Fuels 0.9% and transport 1.5%.

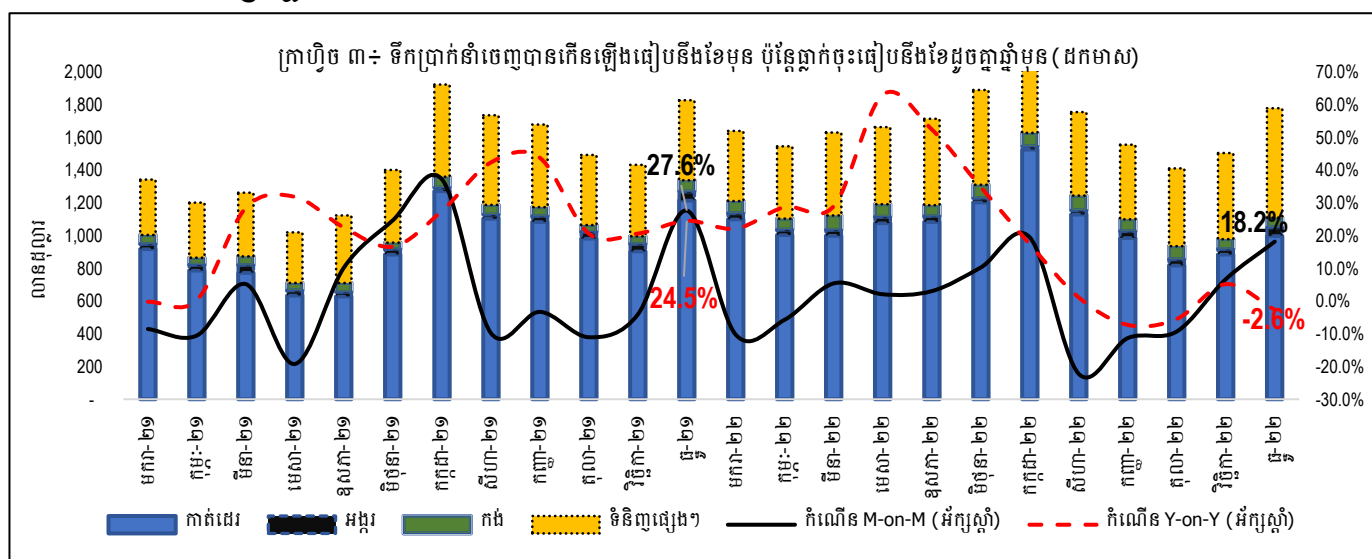
## ១. ទិដ្ឋភាពសេដ្ឋកិច្ចកម្ពុជា / Cambodia economic trends

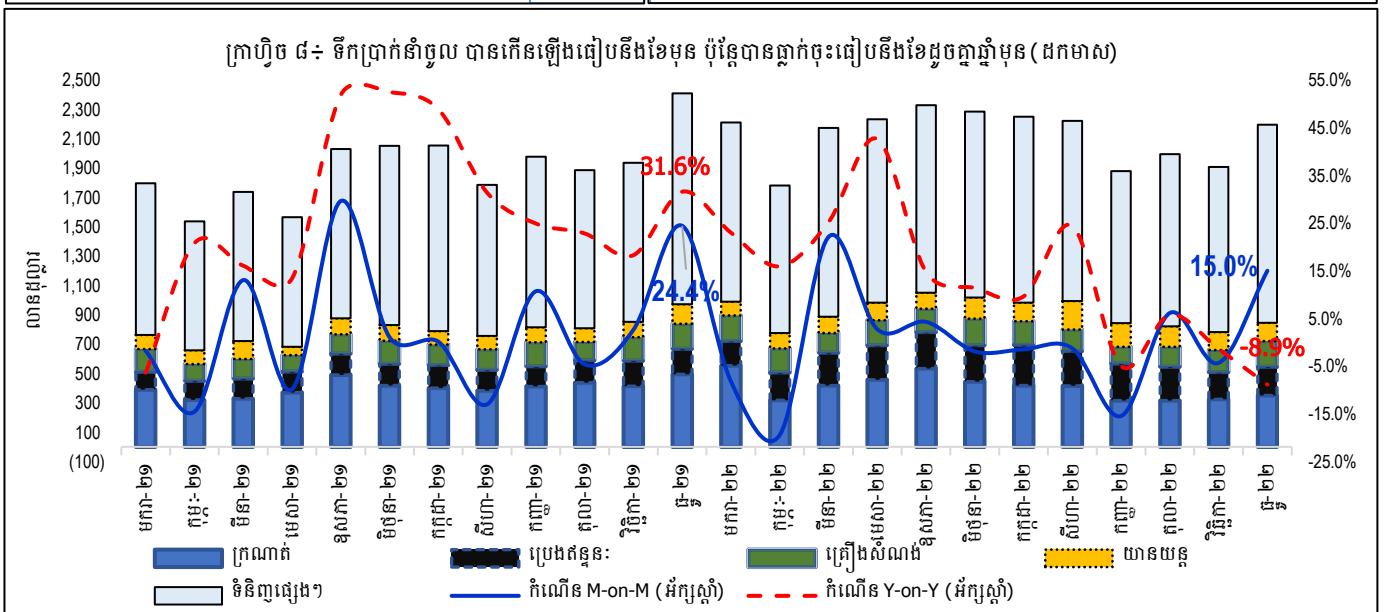
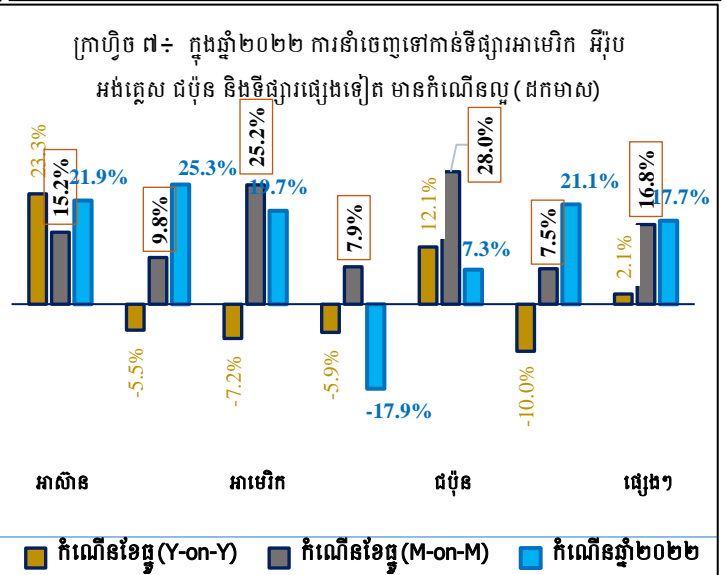
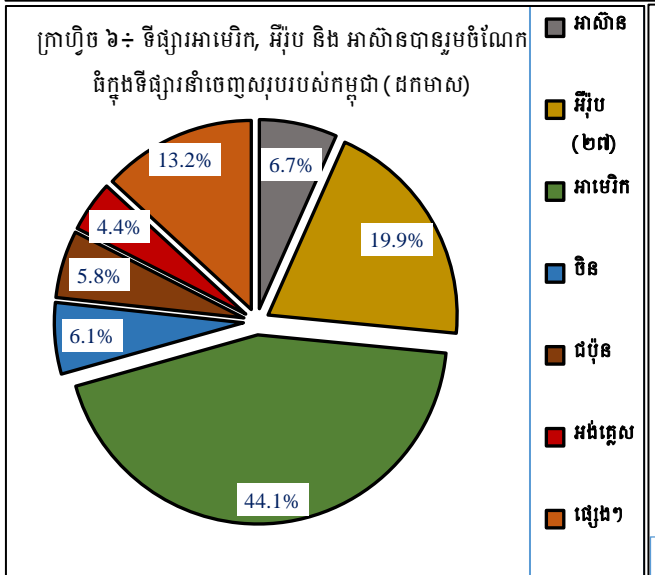
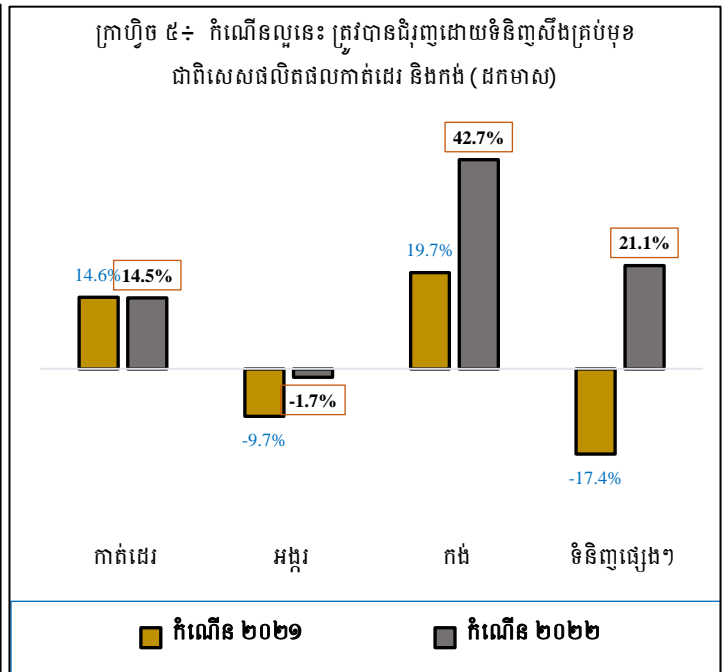
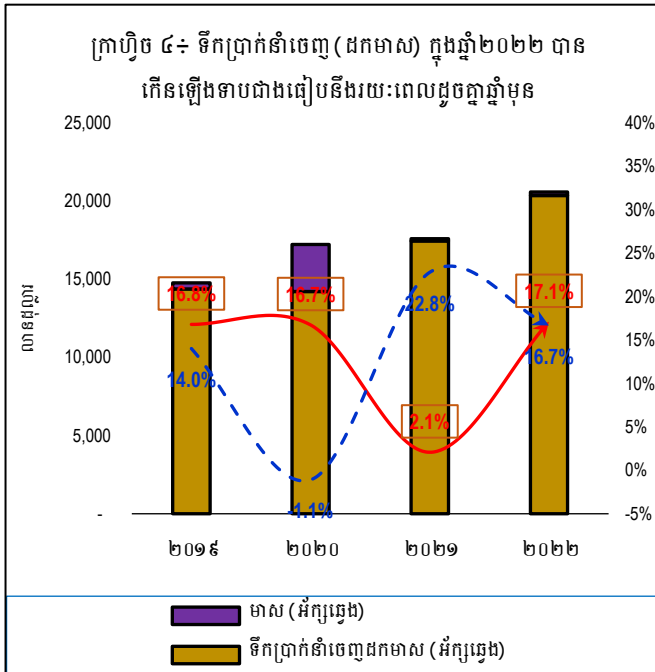
### ១.១. សន្ទស្សន៍ថ្លៃទំនិញប្រើប្រាស់ / Consumer price index



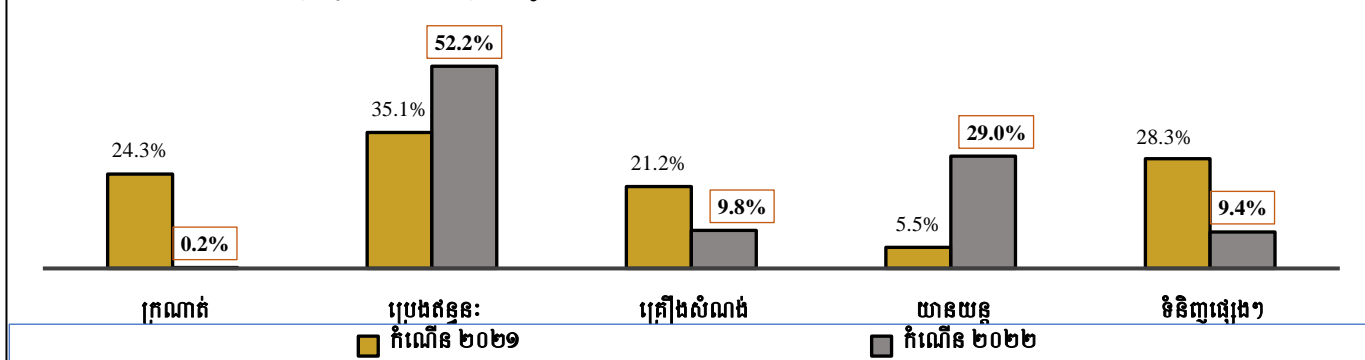
ប្រភព: វិទ្យាស្ថានជាតិស្ថិតិ

### ១.២. វិស័យពាណិជ្ជកម្ម / Trade

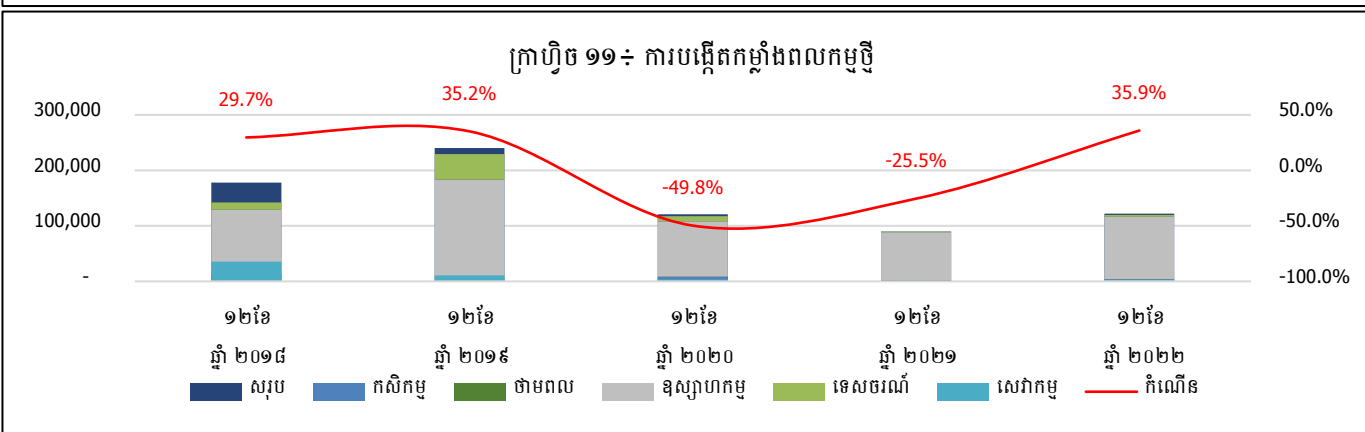
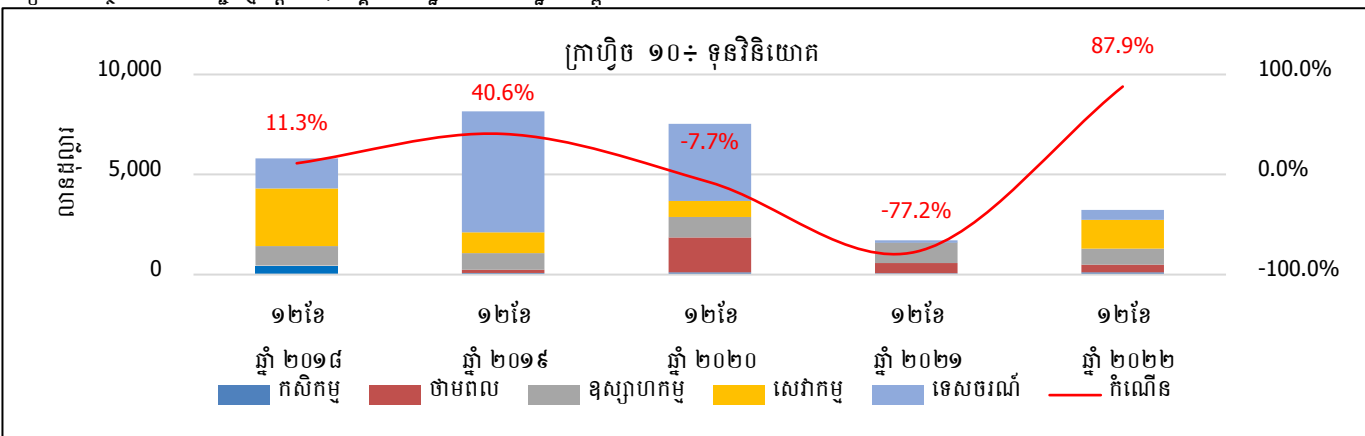




ក្រាហ្វិច ៩៖ ទំហំទឹកប្រាក់តំបន់ទំនិញសំខាន់ៗទាំងអស់ បានកើនឡើង (ដកមាស)

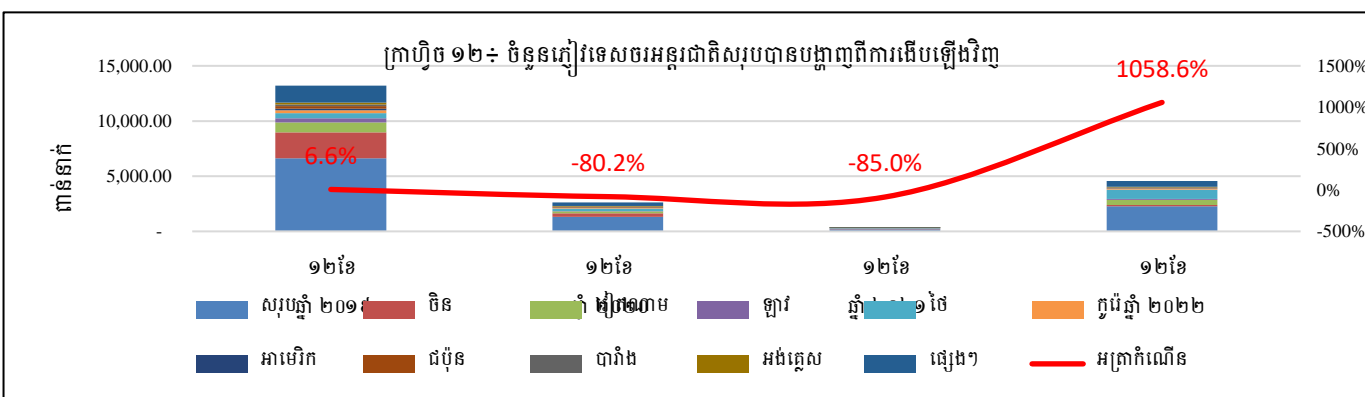


ប្រភេទ៖ ស្ថិតិទំហំពាណិជ្ជកម្មអន្តរជាតិ, អគ្គនាយកដ្ឋានគយនិងរដ្ឋាករកម្ពុជា



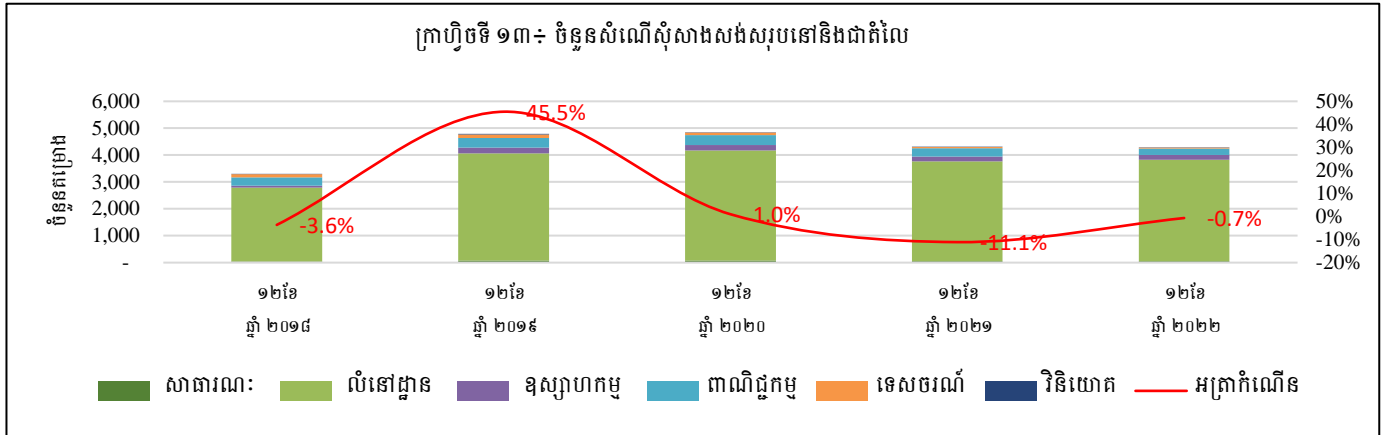
ប្រភេទ៖ ក្រុមប្រឹក្សាអភិវឌ្ឍន៍កម្ពុជា

## ១.៤. វិស័យទេសចរណ៍ /Tourism



ប្រភេទ៖ ក្រសួងទេសចរណ៍

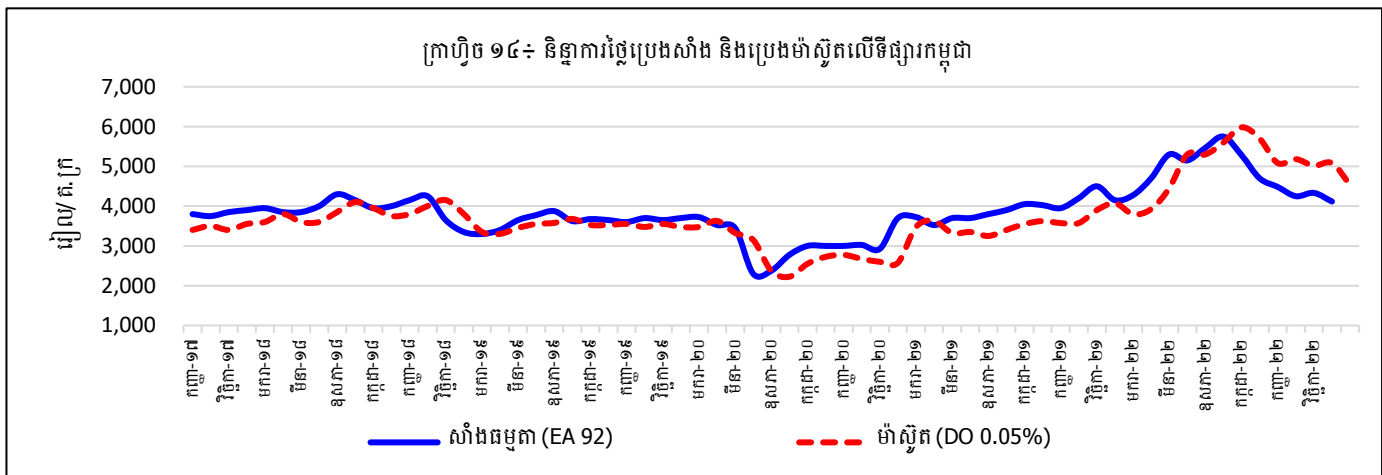
## ១.៥. ស្ថានភាពសំណង់ / Construction



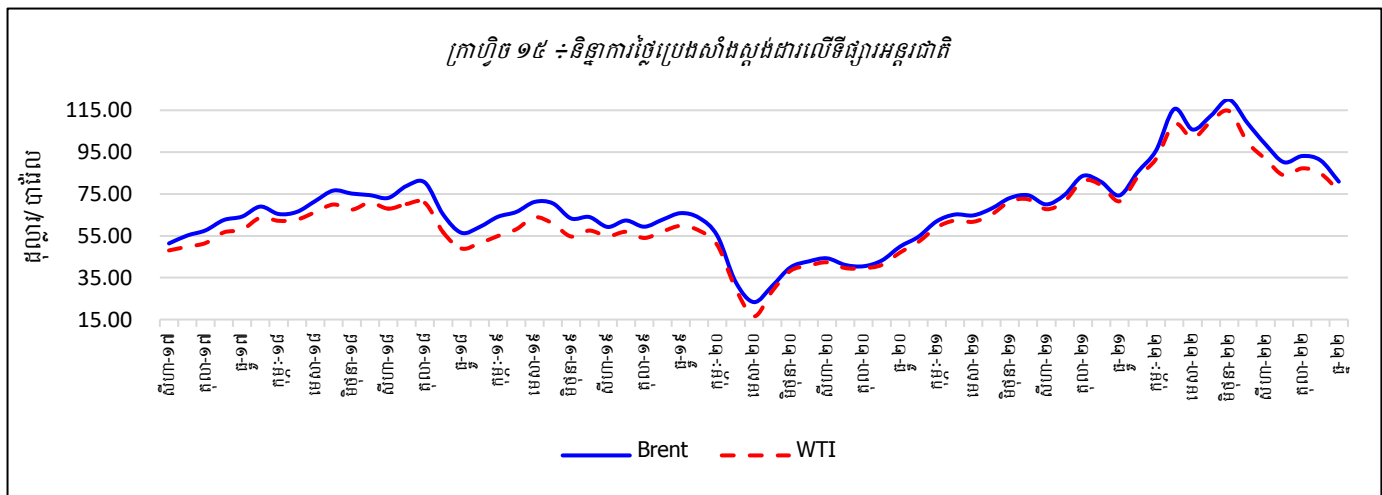
ប្រភព៖ ក្រសួងរៀបចំដែនដី នគរូបនីយកម្ម និងសំណង់

## ២. ទិដ្ឋភាពថ្លៃទំនិញសំខាន់ៗ / Commodity prices

### ២.១. ថ្លៃប្រេង៖



ប្រភព៖ ក្រសួងពាណិជ្ជកម្ម



ប្រភព៖ ធនាគារពិភពលោក (Pink Sheet)

\*\*\*\*\*

\*\*\*\*\*

*Prepared by Statistics and Economic Analysis Department*

*General Department of Policy*

*Ministry of Economy and Finance*

*Contacts:*

*Tel: 017 366 553, 010 713 459*

*Working Hours: 7:00 AM - 11:00 AM, and 14:00 PM - 17:00 PM*

*Noted:*

*The responsibility for opinions expressed in this publication rests solely with the working team of the General Department.*

*The publication does not constitute an endorsement by Ministry of Economy and Finance or Royal Government of Cambodia.*