

# Socio-Economic Trends

August 2022

## Contents

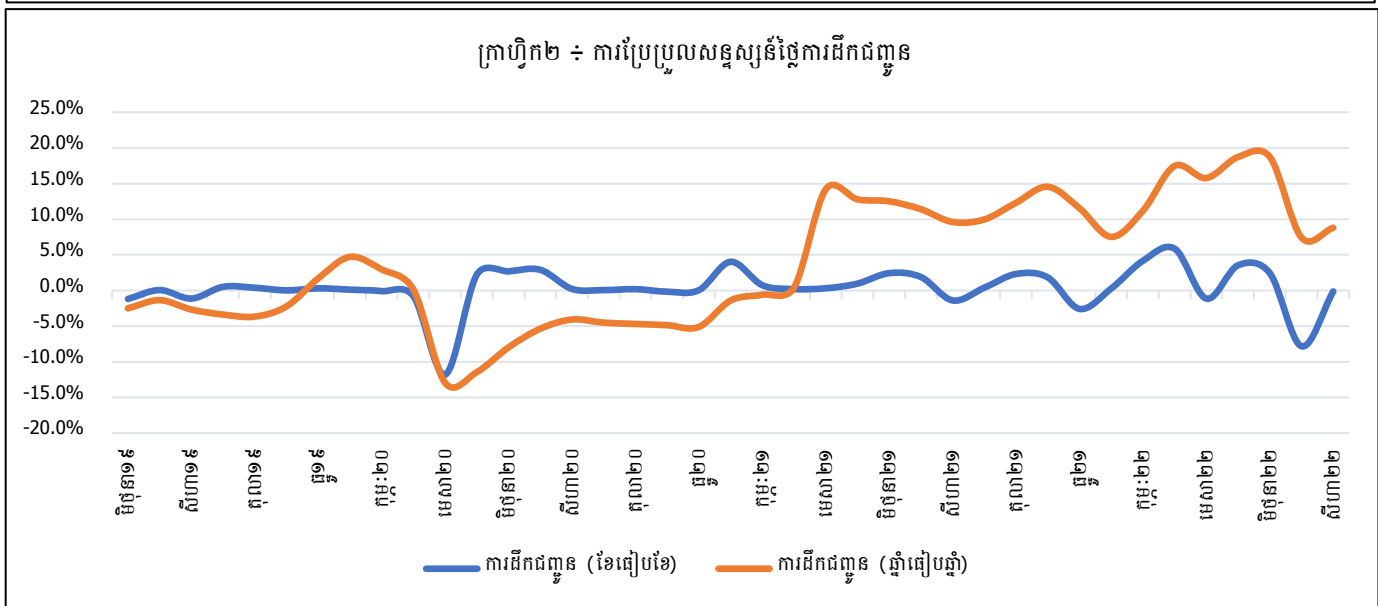
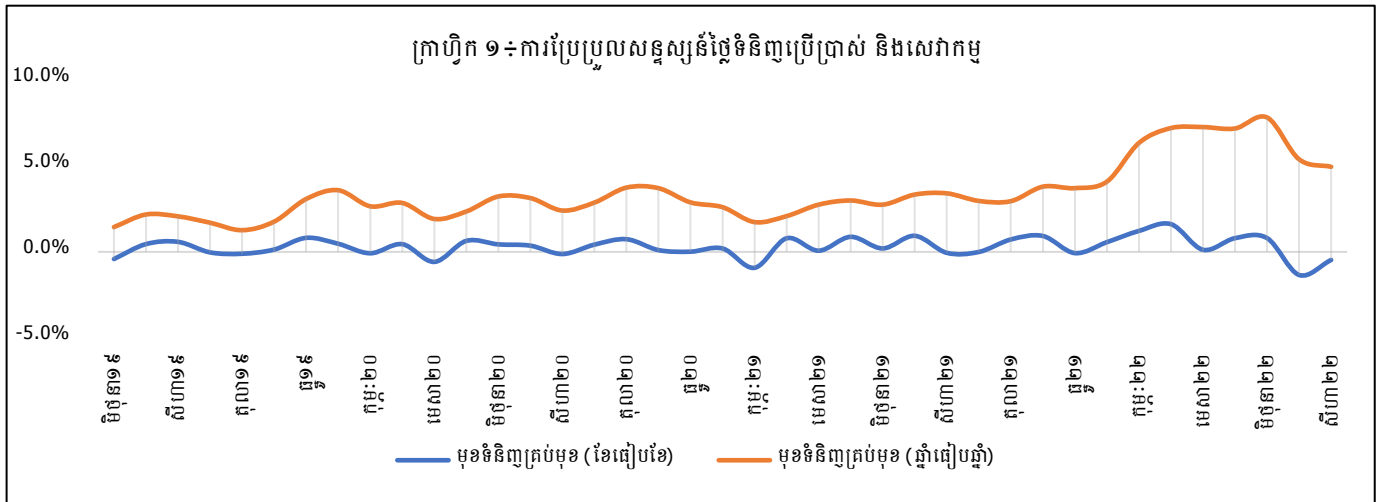
<b>Executive summary</b>	<b>1</b>
<b>1. Cambodia economic trends</b>	<b>2</b>
1.1. Consumer Price Index	2
1.2. Trade	2
1.3. Private investment	4
1.5. Tourism	4
1.4. Construction	5
<b>2. International commodity prices</b>	<b>5</b>
2.1. Crude oil price: Brent, WTI, Dubai	5
2.2. Rice price: 5%, 25%, 100% broken	6
2.3. Rubber price: TSR20, RSS3	7

## Executive summary

1. In August 2022 Cambodia's Economy is expected to continue to grow in 2022 and supported by the positive global demands even after the impacts of the Russian-Ukrainian war. The high vaccination rate and reopening the country has given the country's economy to return to normal. With the current momentum of the recent recovery of economic activities, the perspectives on the Cambodian economy is showing positive signs especially on the production line which reflects the continuous growth in industrial production, Garments, and non-garment exports. In addition, the implementation "**Strategic Framework and Programs for Economic Recovery in the Context of Living with Covid-19 in a New Normal 2021-2023**" is expected to accelerate key growth drivers including garment, non-garment, tourism and agriculture..
2. In August 2022, commodity prices in (1) **Cambodia Market:** the average price of gasoline was 4,700 riel/liter, decreased by 11%, and the average price of diesel was 5,283 riel/liter, decreased by 10.8% compared to the previous month and (2) **International market:** the average price of crude oil (Brent) was 98.6 dollars/barrel, decreased by 9.5% and the average price of Crude oil of WTI was 91.6 dollars/barrel, decreased by 8.3% compared to the previous month.
3. As of August 2022, Cambodia's total export (excluding gold) achieved a total amount of 14,092.1 million dollars, increased by 28% compared to the same period last year, driven by the increase of garments, bicycles, agriculture and other export goods. Meanwhile, the total import value (excluding gold) achieved 17,484.4 million dollars, increased by 20.1% compared to last year, mainly due to the increase imports of imports, construction equipment, petroleum, and other products.
4. As of August 2022, total international tourist arrivals achieved 998 thousand people, increased by 720.1% compared to the same period last year. The increase of the international tourists was mainly due to the increase of Thai Tourists and Vietnamese tourists.
5. As of August 2022, a total number of construction proposals reached 2,811 projects, declined by 90 projects, with a value of 1,419 million dollars, decreased by 57.7% of which the constructions proposals for housing accounted for 2,521 projects (89.7% of the total construction proposals) declined by 9 projects compared the same period last year.
6. As of August 2022, the total investment projects have achieved 94 projects increased by 19 projects and created approximately 79 thousand new jobs, increased by 37.8% and worth a total investment value of 2,592 million dollars increased by 134.4% compared to the same period last year.
7. In August 2022, according to National Institution of Statistics (NIS), the Consumer price index increased by 4.9% compared to the same period last year. The increase of overall CPI was driven by major price indices such as food and non-alcoholic beverages increased 4.3%, Housing, Water, Electricity, Gas and Other Fuels 4.9% and transport 8.8%.

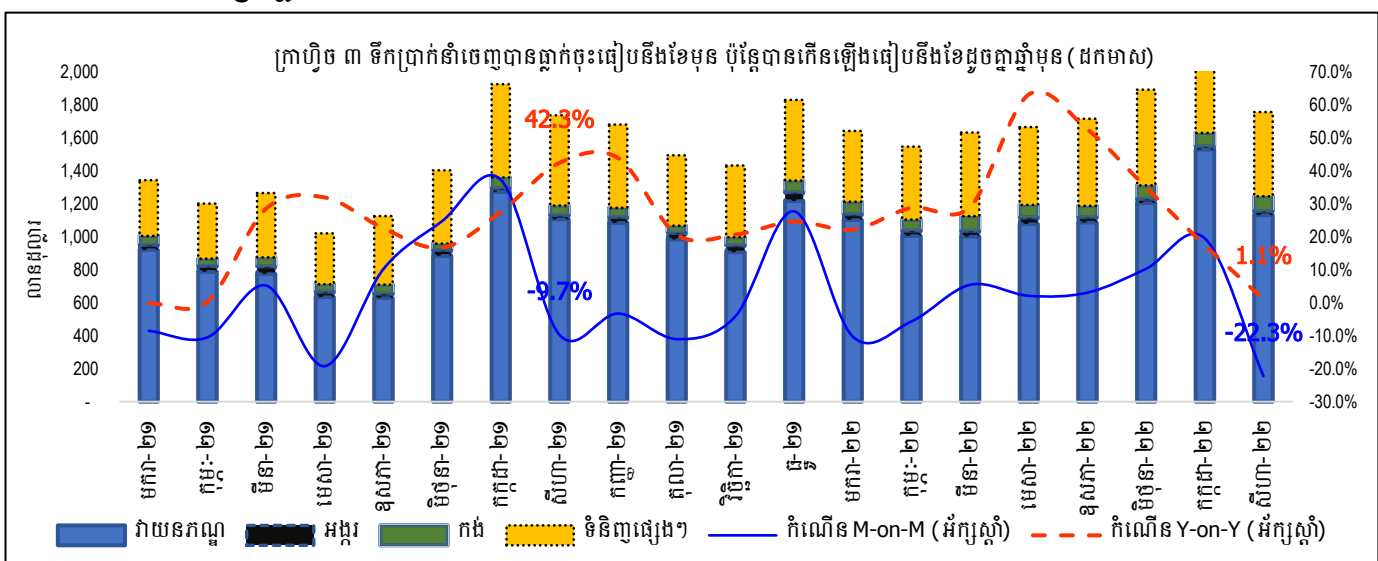
## ១. ទិដ្ឋភាពសេដ្ឋកិច្ចកម្ពុជា / Cambodia economic trends

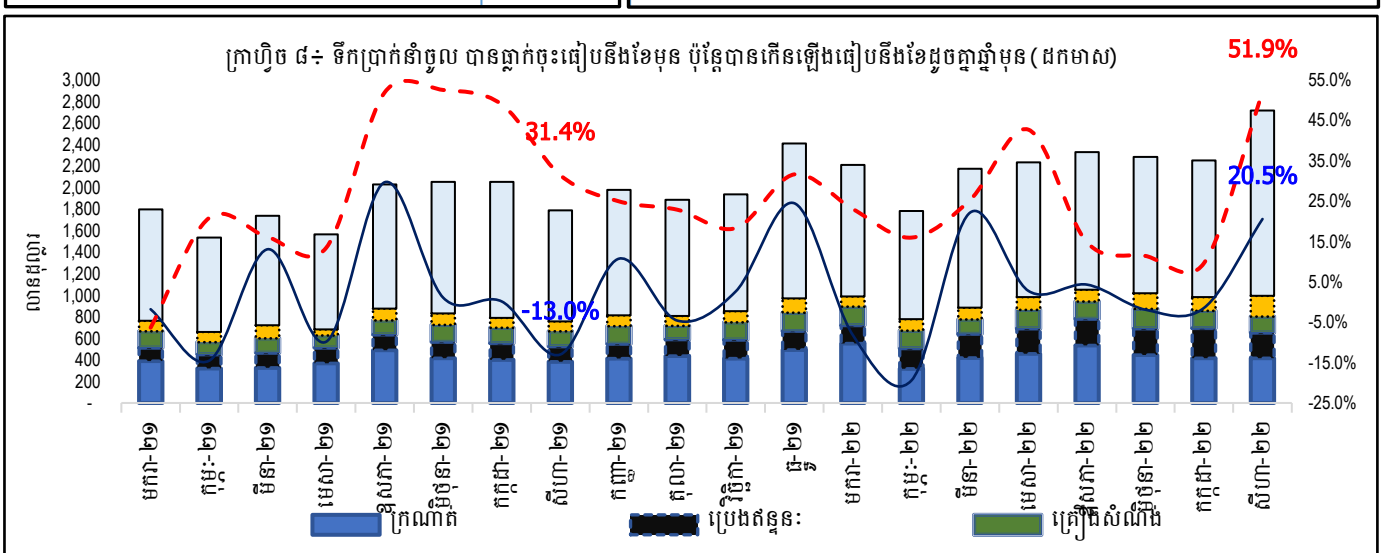
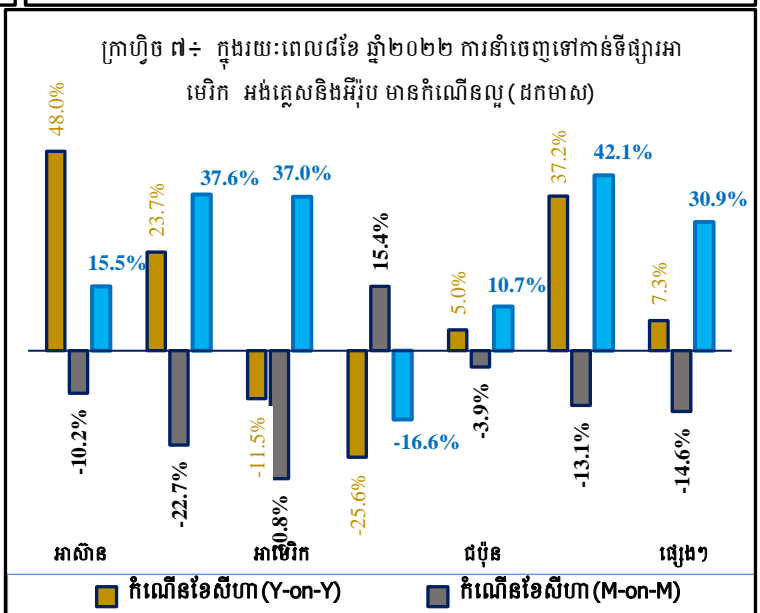
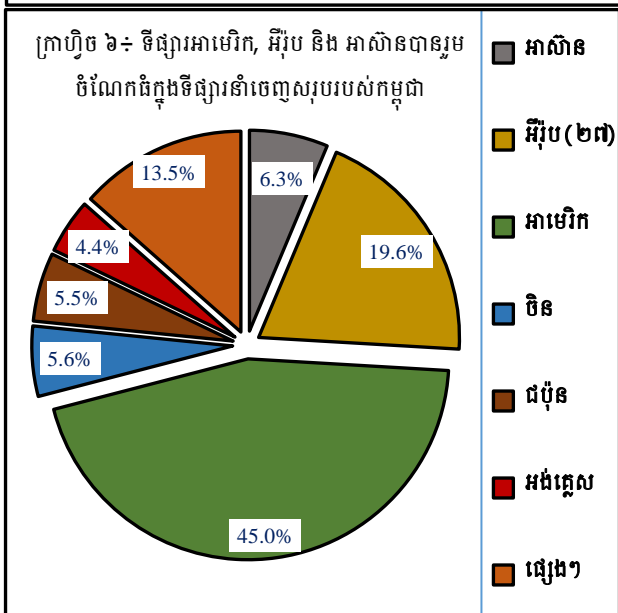
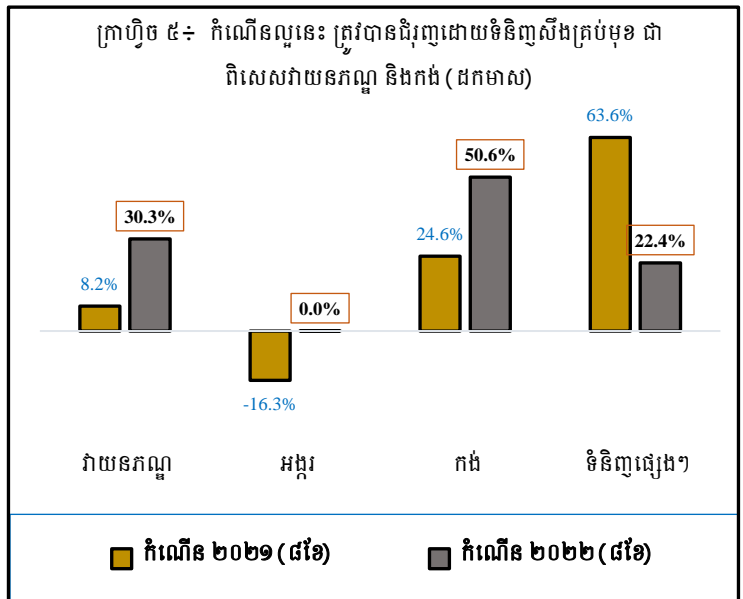
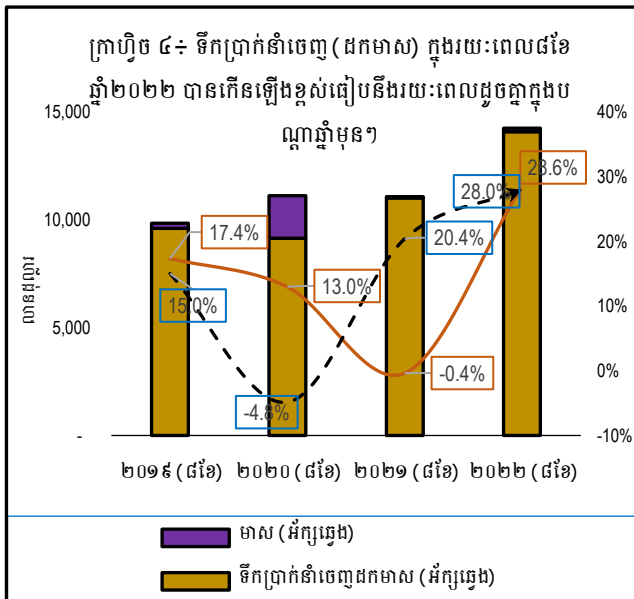
### ១.១. សន្ទស្សន៍ថ្លៃទំនិញប្រើប្រាស់ / Consumer price index

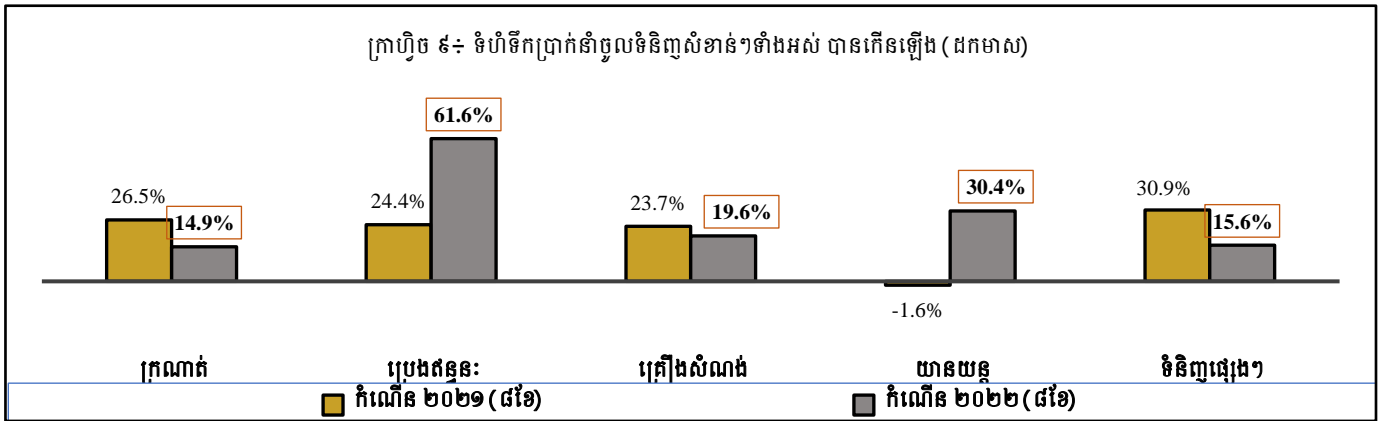


ប្រភព: វិទ្យាស្ថានជាតិស្ថិតិ

### ១.២. វិស័យពាណិជ្ជកម្ម / Trade

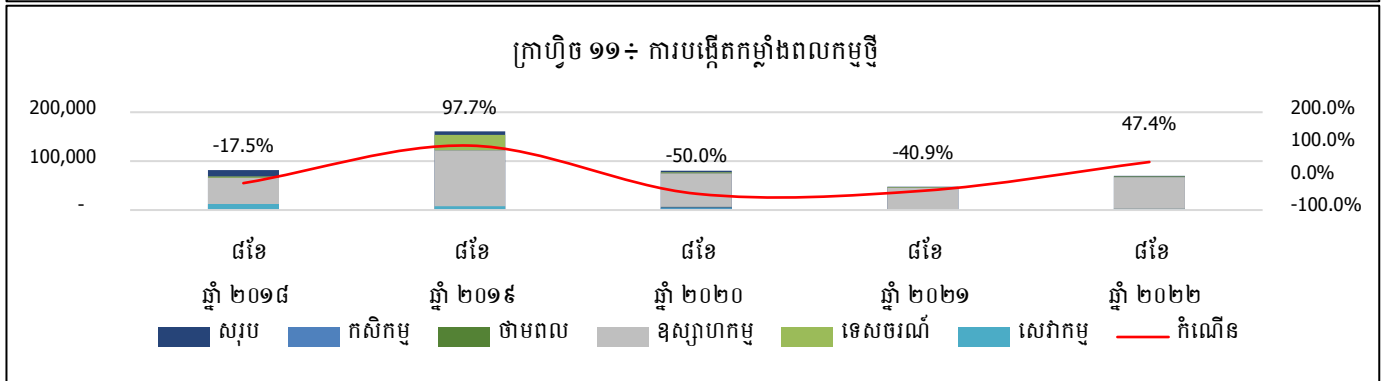
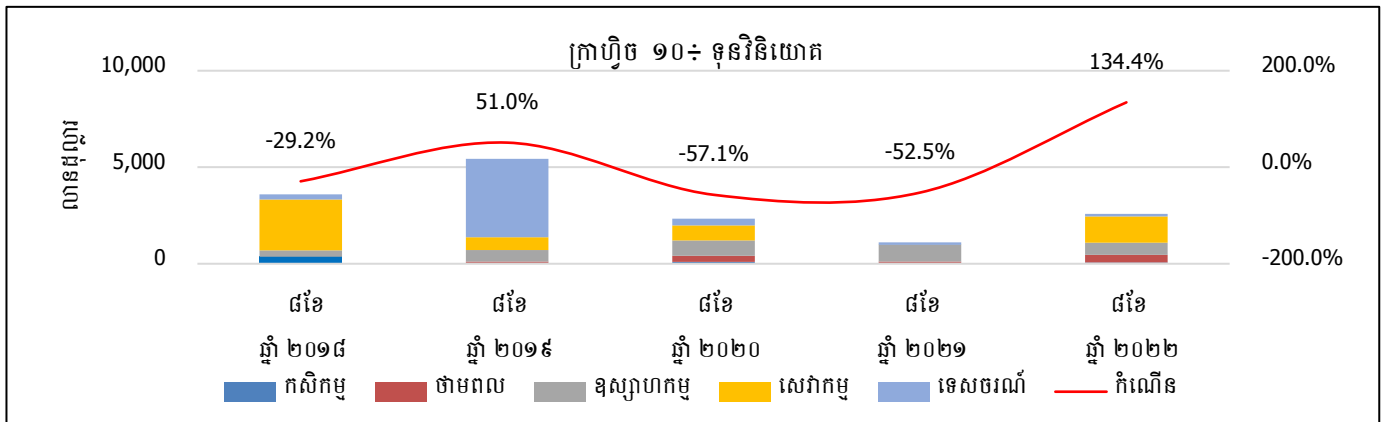






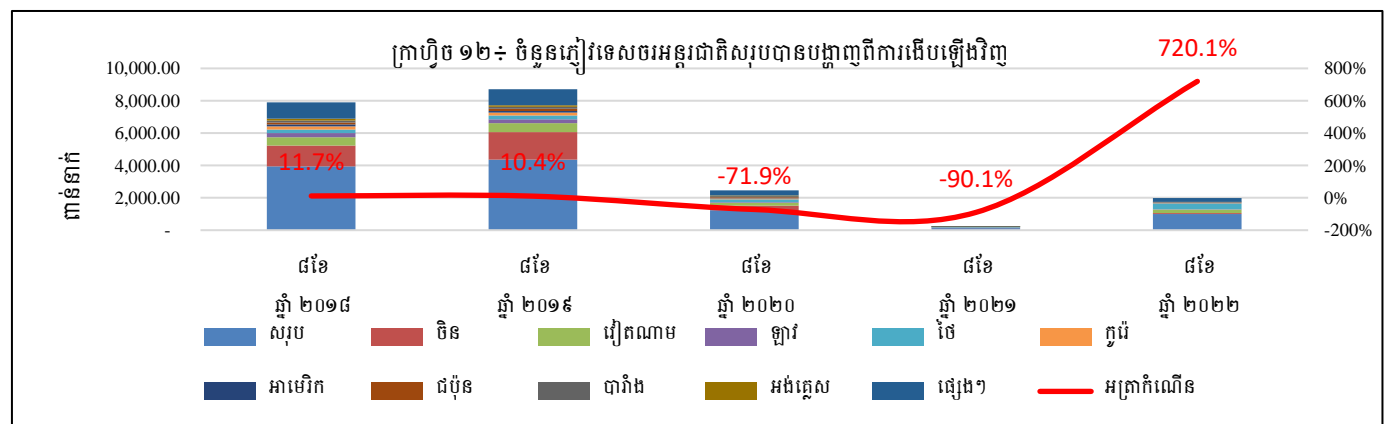
ប្រភព៖ ស្ថិតិទំហំពាណិជ្ជកម្មអន្តរជាតិ, អគ្គនាយកដ្ឋានគយនិងរដ្ឋាករកម្ពុជា

### ១.៣. ស្ថានភាពវិនិយោគ / Investment



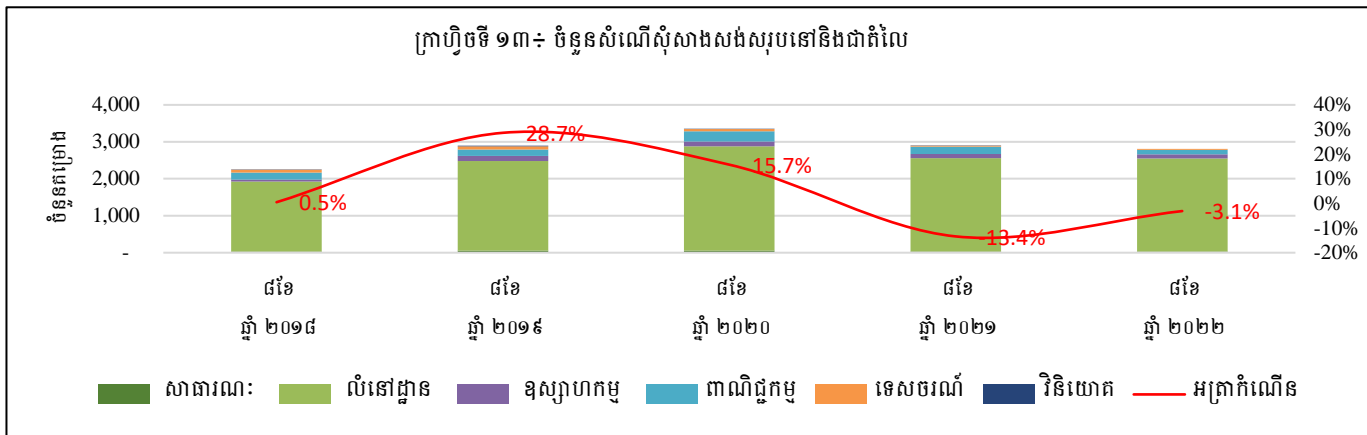
ប្រភព៖ ក្រុមប្រឹក្សាអភិវឌ្ឍន៍កម្ពុជា

### ១.៤. វិនិយោគទេសចរណ៍ / Tourism



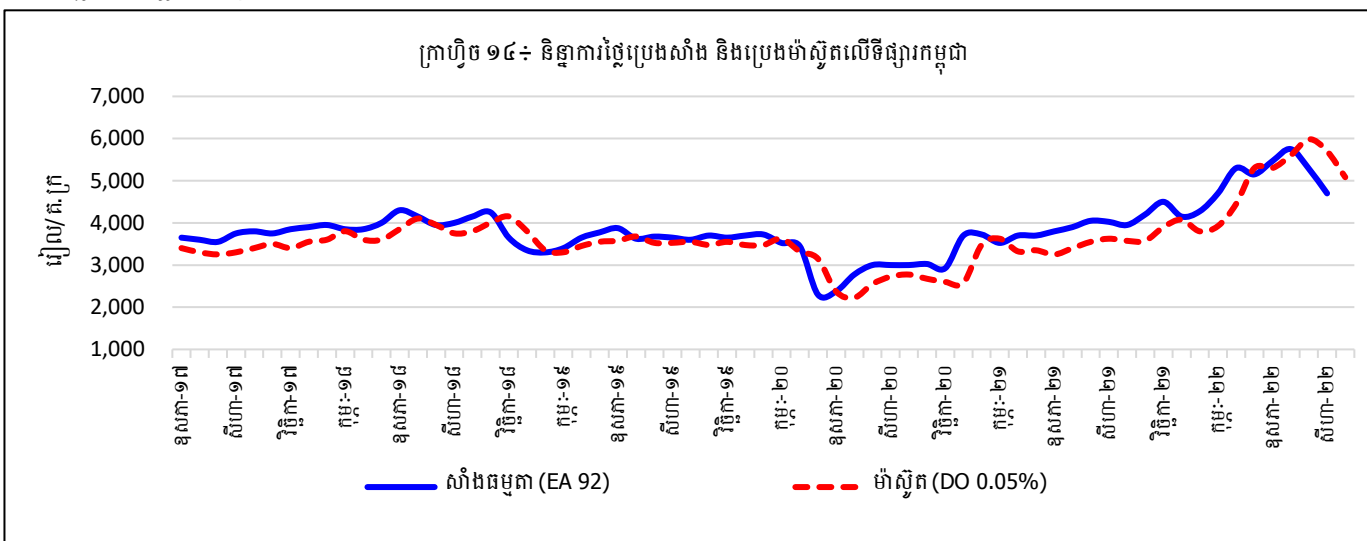
ប្រភព៖ ក្រសួងទេសចរណ៍

## ១.៥. ស្ថានភាពសំណង់ / Construction

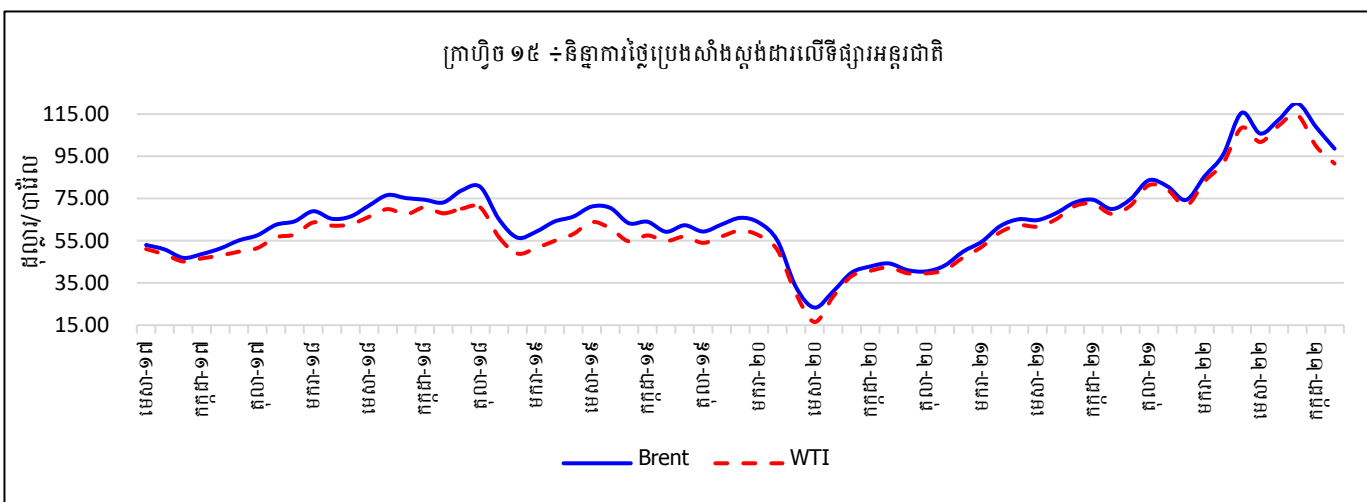


ប្រភព៖ ក្រសួងរៀបចំដែនដី នគរូបនីយកម្ម និងសំណង់

## ២. ទីផ្សារថ្លៃទំនិញសំខាន់ៗ / Commodity prices

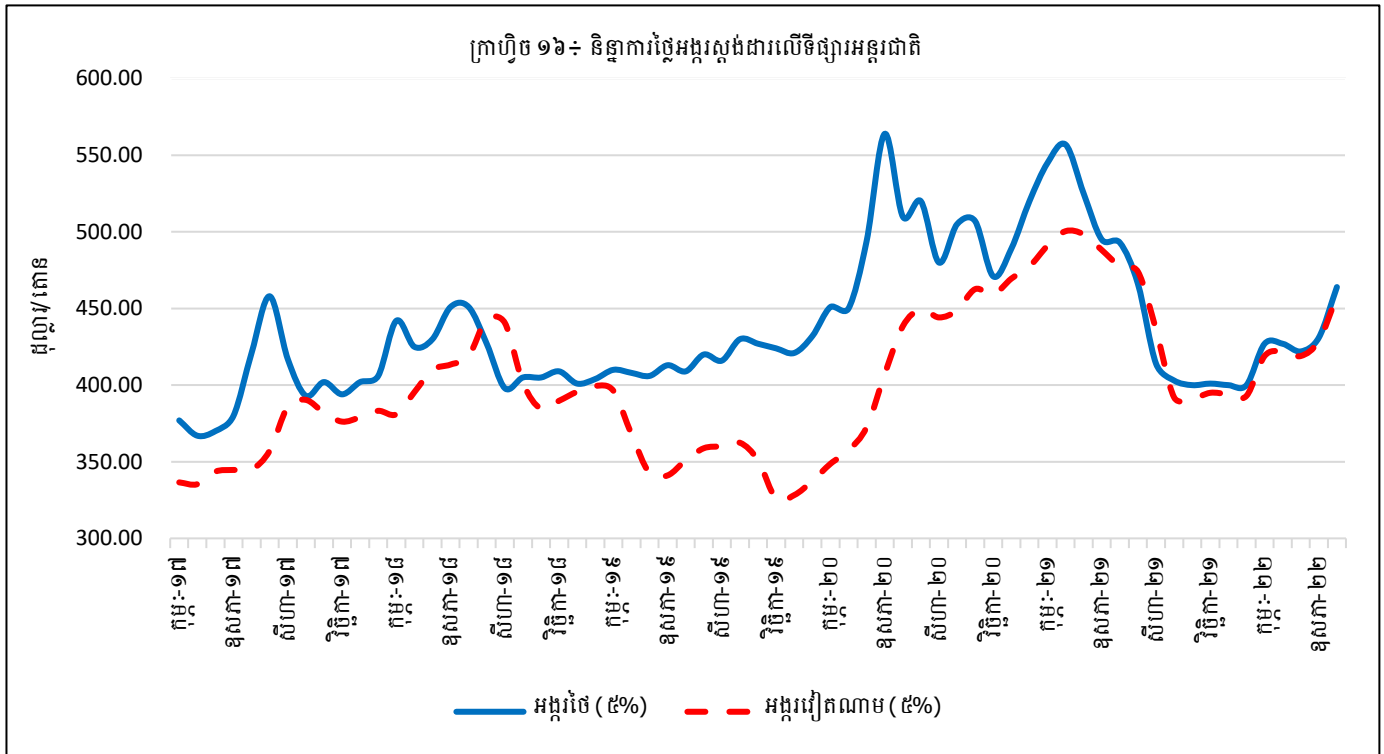


ប្រភព៖ ក្រសួងពាណិជ្ជកម្ម



ប្រភព៖ ធនាគារពិភពលោក (Pink Sheet)

## ២.២. ថ្លៃអគ្គរៈ



ប្រភព៖ World Bank (Pink Sheet)

\*\*\*\*\*

\*\*\*\*\*

*Prepared by Statistics and Economic Analysis Department*

*General Department of Policy*

*Ministry of Economy and Finance*

*Contacts:*

*Tel: 017 366 553, 010 713 459*

*Working Hours: 7:00 AM - 11:00 AM, and 14:00 PM - 17:00 PM*

*Noted:*

*The responsibility for opinions expressed in this publication rests solely with the working team of the General Department.*

*The publication does not constitute an endorsement by Ministry of Economy and Finance or Royal Government of Cambodia.*