

Socio-Economic Trends

July 2022

Contents

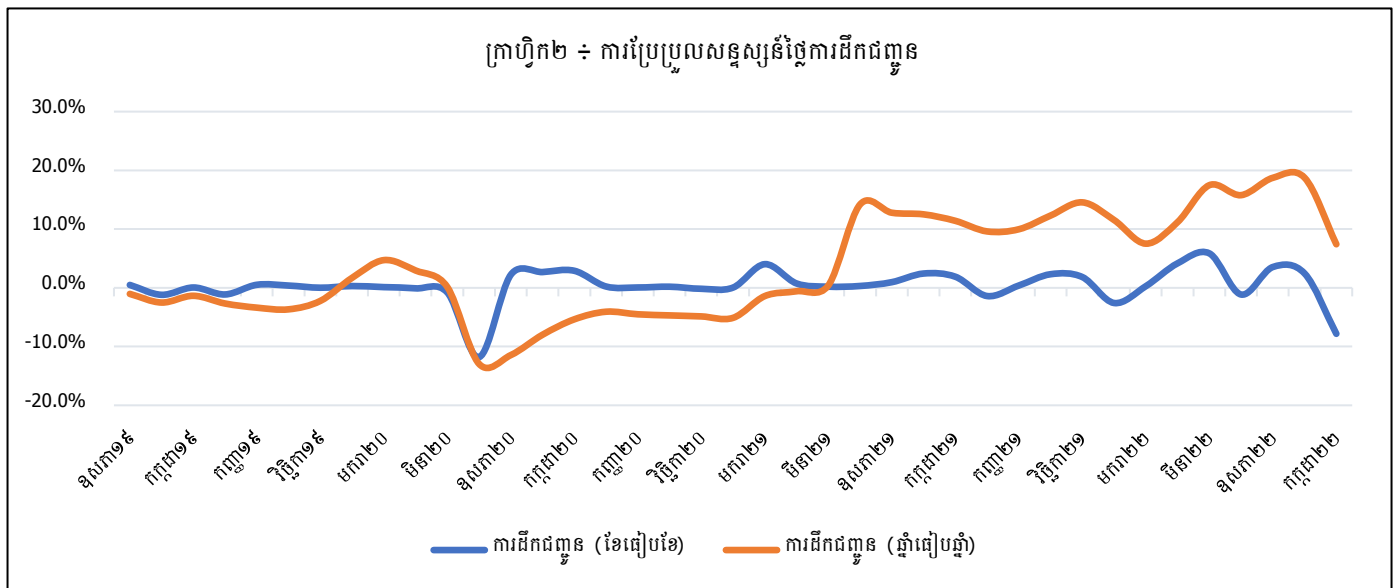
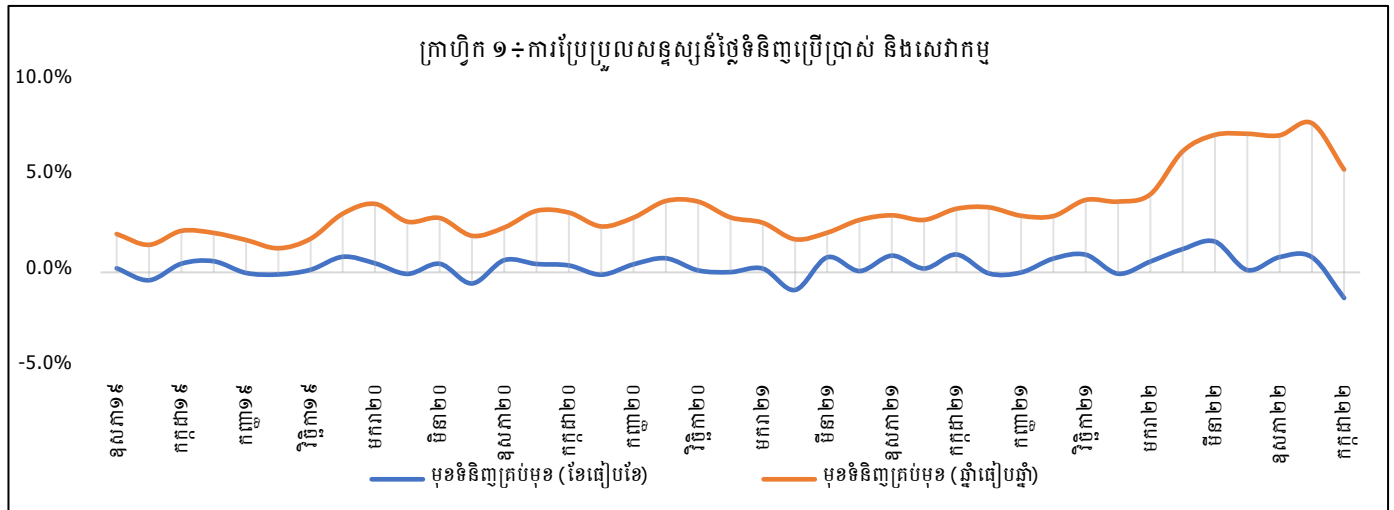
Executive summary	1
1. Cambodia economic trends	2
1.1. Consumer Price Index	2
1.2. Trade	2
1.3. Private investment	4
1.5. Tourism	4
1.4. Construction	5
2. International commodity prices	5
2.1. Crude oil price: Brent, WTI, Dubai	5
2.2. Rice price: 5%, 25%, 100% broken	6

Executive summary

1. In July 2022, Cambodia's Economy is expected to continue to grow in 2022 and supported by the positive global demands even after the impacts of the Russian-Ukrainian war. The high vaccination rate and reopening the country has given the country's economy to return to normal. With the current momentum of the recent recovery of economic activities, the perspectives on the Cambodian economy is showing positive signs especially on the production line which reflects the continuous growth in industrial production, Garments, and non-garment exports. In addition, the implementation "**Strategic Framework and Programs for Economic Recovery in the Context of Living with Covid-19 in a New Normal 2021-2023**" is expected to accelerate key growth drivers including garment, non-garment, tourism and agriculture.
2. In July 2022, commodity prices in (1) **Cambodia Market**: the average price of gasoline was 5,283 riel/liter, decreased by 8.1%, and the average price of diesel was 5,700 riel/liter, decreased by 5.7% compared to the previous month and (2) **International market**: the average price of crude oil (Brent) was 108.9 dollars/barrel, decreased by 9.3% and the average price of Crude oil of WTI was 99.9 dollars/barrel, decreased by 12.9% compared to the previous month.
3. As of July 2022, Cambodia's total export (excluding gold) achieved a total amount of 12,338 million dollars, increased by 33% compared to the same period last year, driven by the increase of garments, bicycles, agriculture and other export goods. Meanwhile, the total import value (excluding gold) achieved 13,001 million dollars, increased by 21.4% compared to last year, mainly due to the increase imports of imports, construction equipment, petroleum, and other products.
4. As of July 2022, total international tourist arrivals achieved 743 thousand people, increased by 560.4% compared to the same period last year. The increase of the international tourists was mainly due to the increase of Thai Tourists and Vietnamese tourists. Meanwhile, Chinese tourists still continue to decline.
5. As of July 2022, a total number of construction proposals reached 2,411 projects, declined by 193 projects, with a value of 1,419 million dollars, decreased by 57.7% of which the constructions proposals for housing accounted for 2,178 projects (90.3% of the total construction proposals) declined by 101 project compared the same period last year.
6. As of July 2022, the total investment projects have achieved 83 projects increased by 24 projects and created approximately 70 thousand new jobs, increased by 47.4% and worth a total investment value of 2,478 million dollars increased by 146.4% compared to the same period last year.
7. In July 2022, according to National Institution of Statistics (NIS), the Consumer price index increased by 5.4% compared to the same period last year. The increase of overall CPI was driven by major price indices such as food and non-alcoholic beverages increased 5.0%, Housing, Water, Electricity, Gas and Other Fuels 5.9% and transport 7.4%.

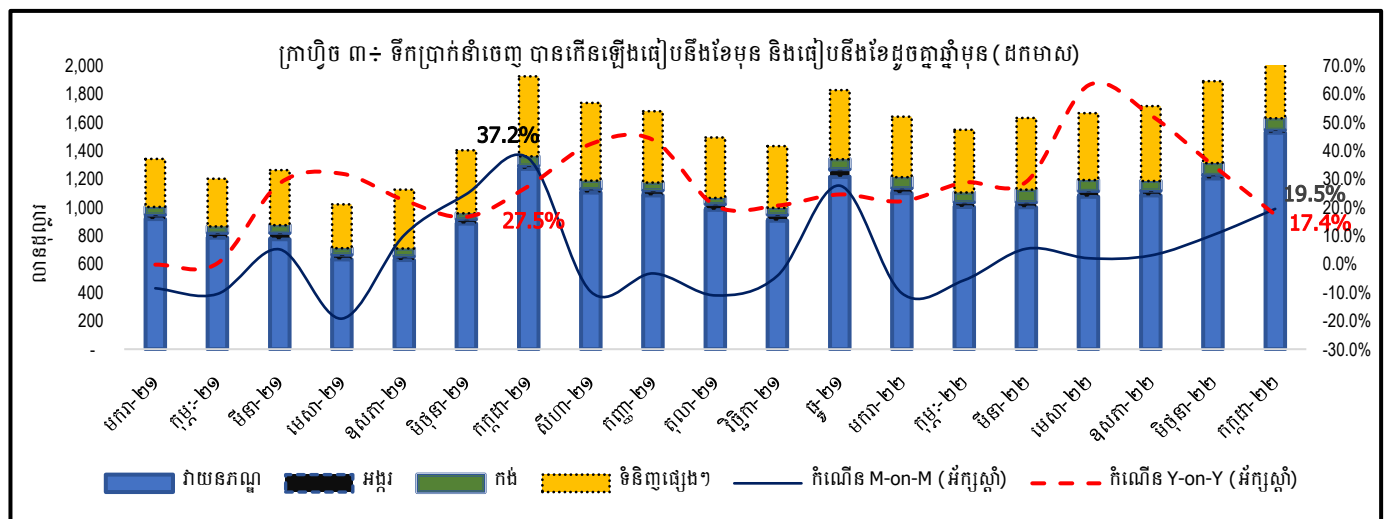
១. ទិដ្ឋភាពសេដ្ឋកិច្ចកម្ពុជា / Cambodia economic trends

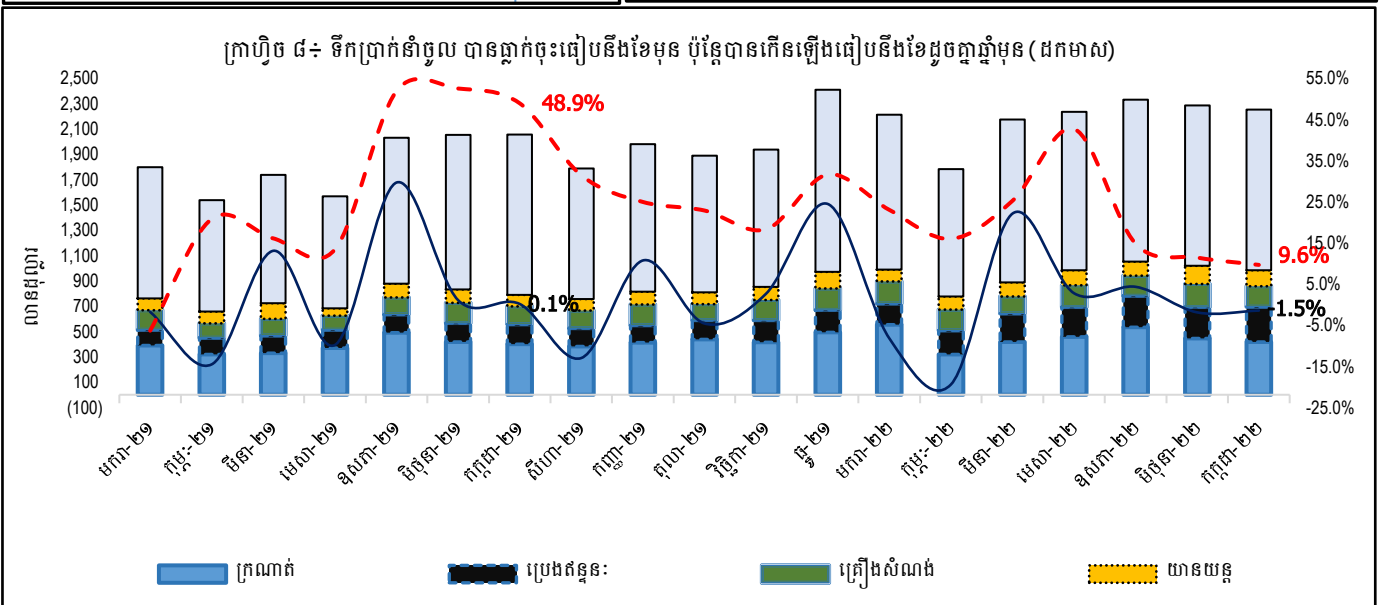
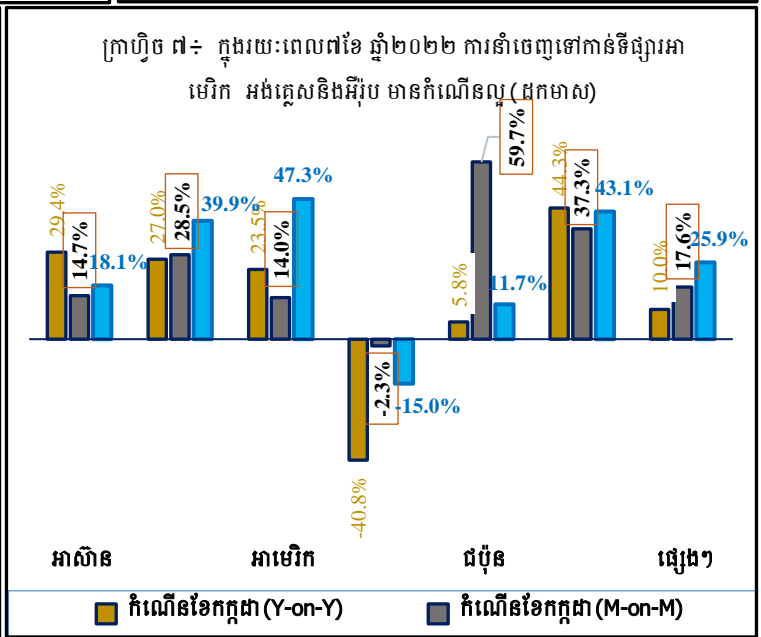
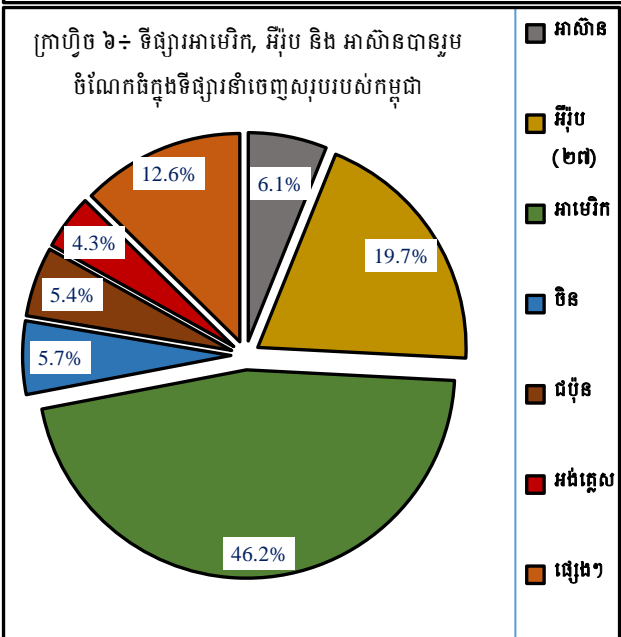
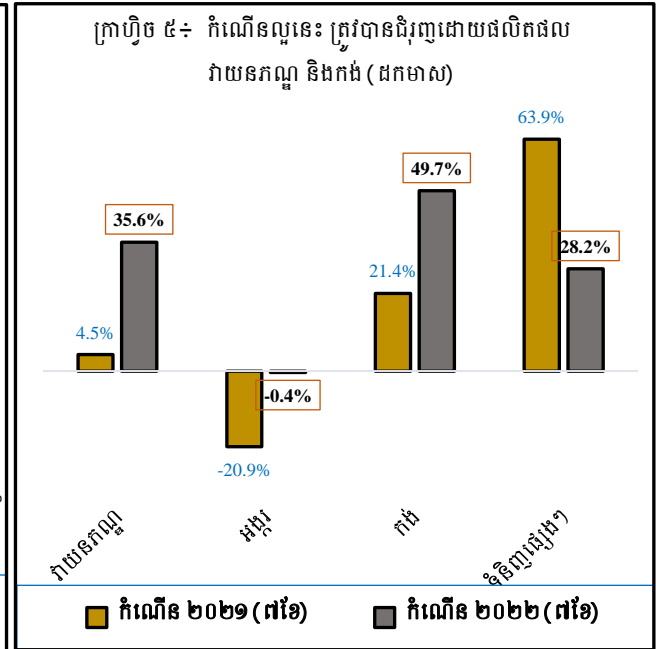
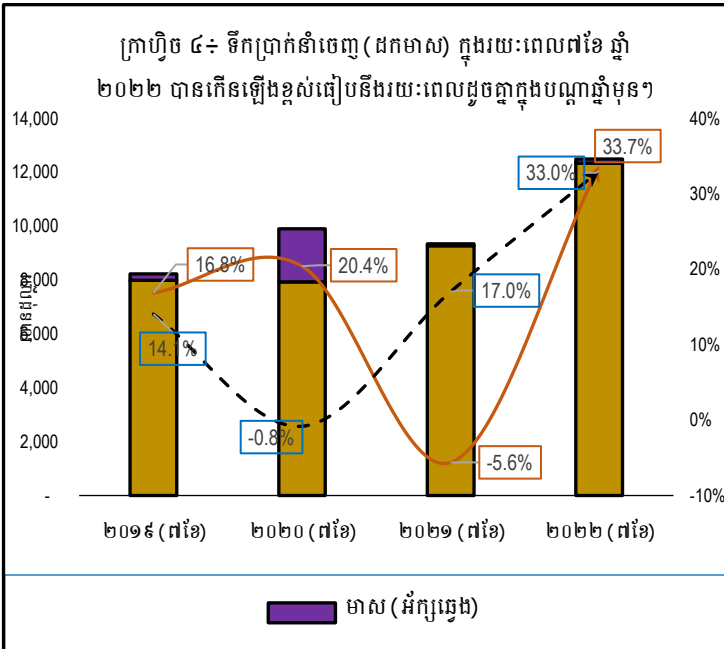
១.១. សន្ទស្សន៍ថ្លៃទំនិញប្រើប្រាស់ / Consumer price index



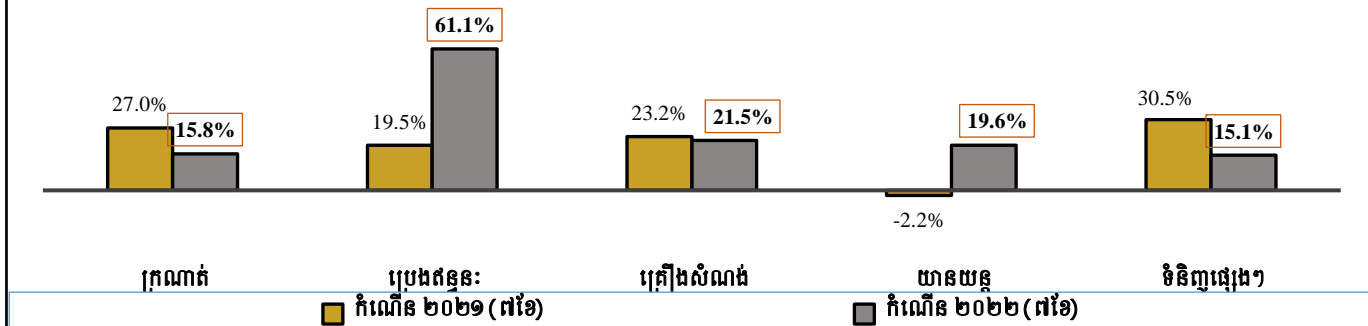
ប្រភព: វិទ្យាស្ថានជាតិស្ថិតិ

១.២. វិស័យពាណិជ្ជកម្ម / Trade



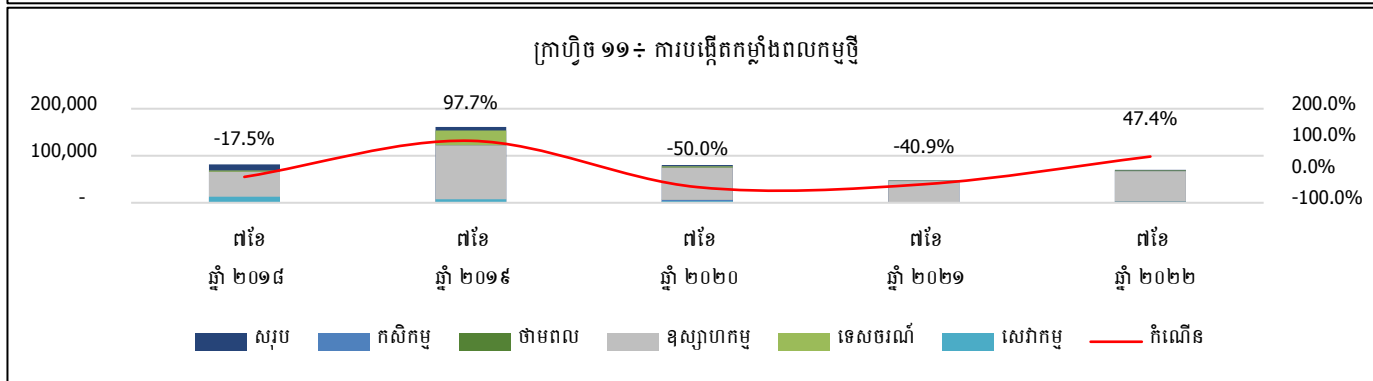
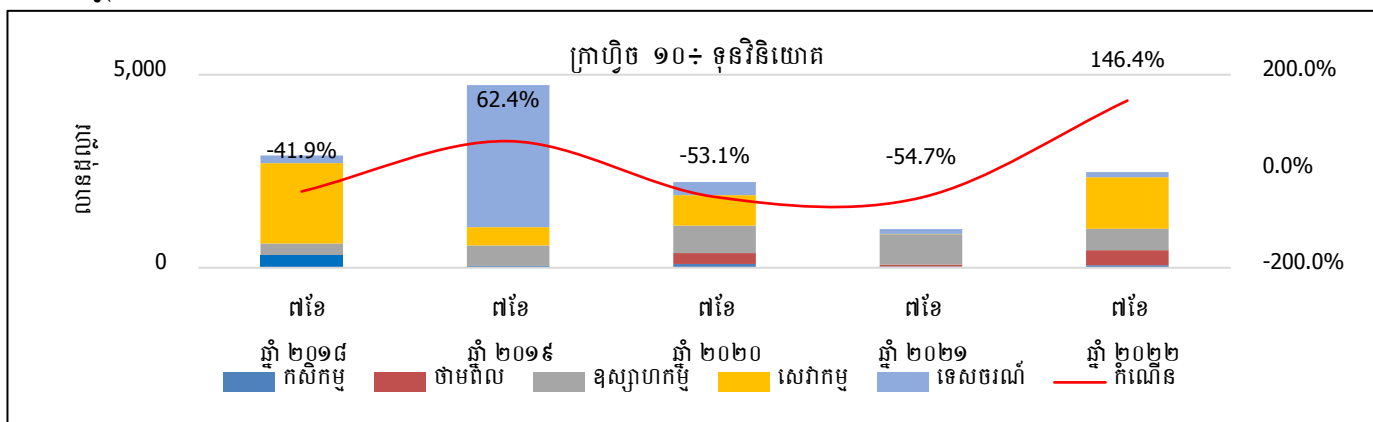


ក្រាហ្វិច ៩៖ ទំហំទឹកប្រាក់ទំនិញសំខាន់ៗទាំងអស់ បានកើនឡើង (ដកមាស)



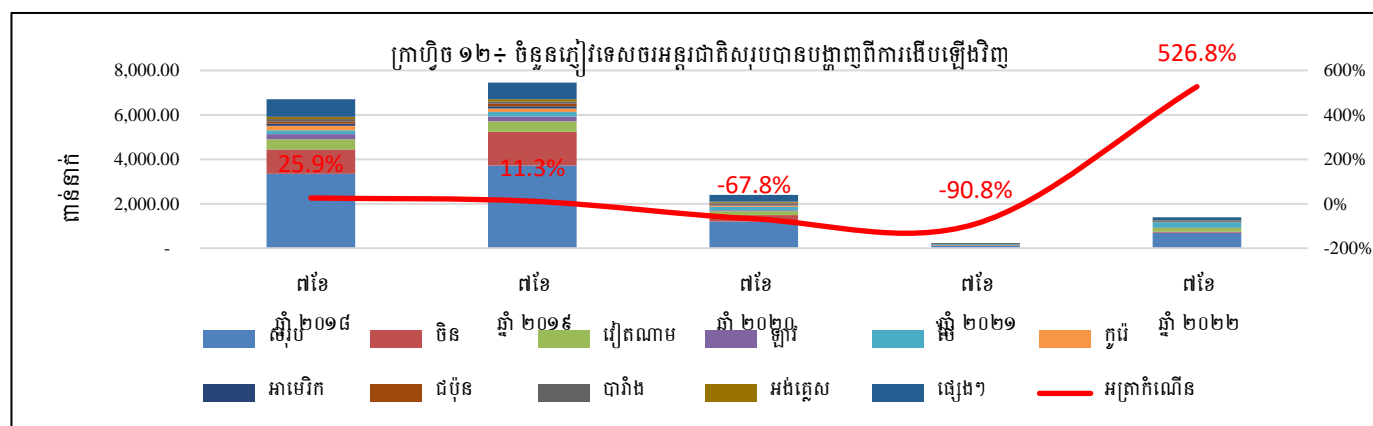
ប្រភព៖ ស្ថិតិទំហំពាណិជ្ជកម្មអន្តរជាតិ, អគ្គនាយកដ្ឋានគយនិងរដ្ឋាករកម្ពុជា

១.៣. ស្ថានភាពវិនិយោគ / Investment



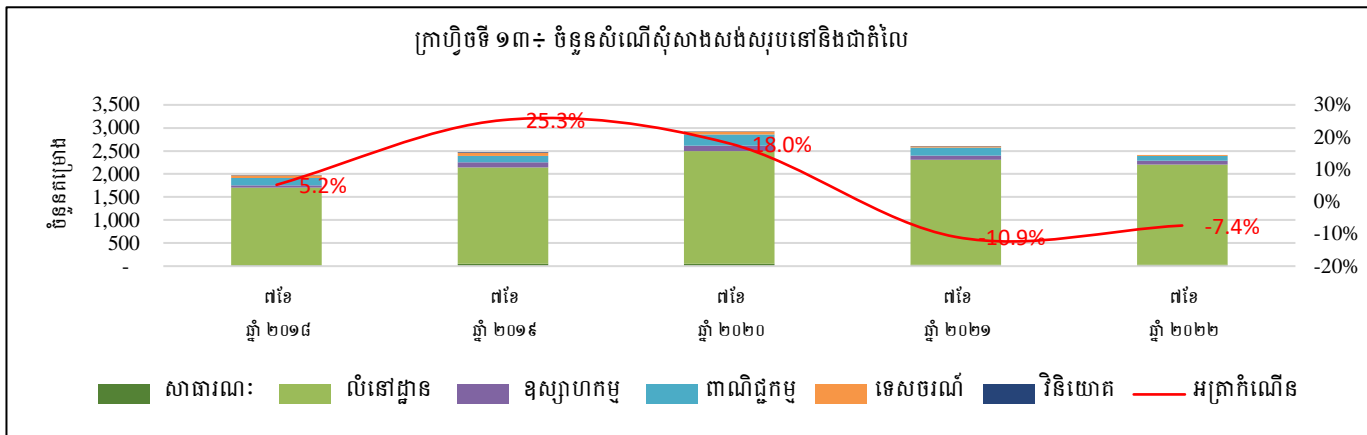
ប្រភព៖ ក្រុមប្រឹក្សាអភិវឌ្ឍន៍កម្ពុជា

១.៤. វិនិយោគទេសចរណ៍ / Tourism



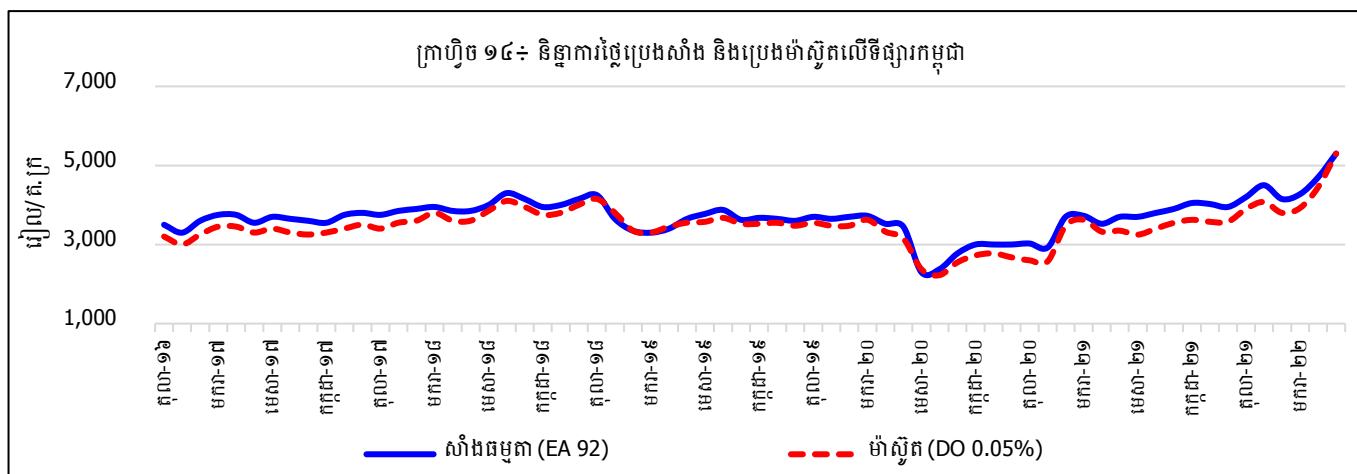
ប្រភព៖ ក្រសួងទេសចរណ៍

១.៥. ស្ថានភាពសំណង់ / Construction

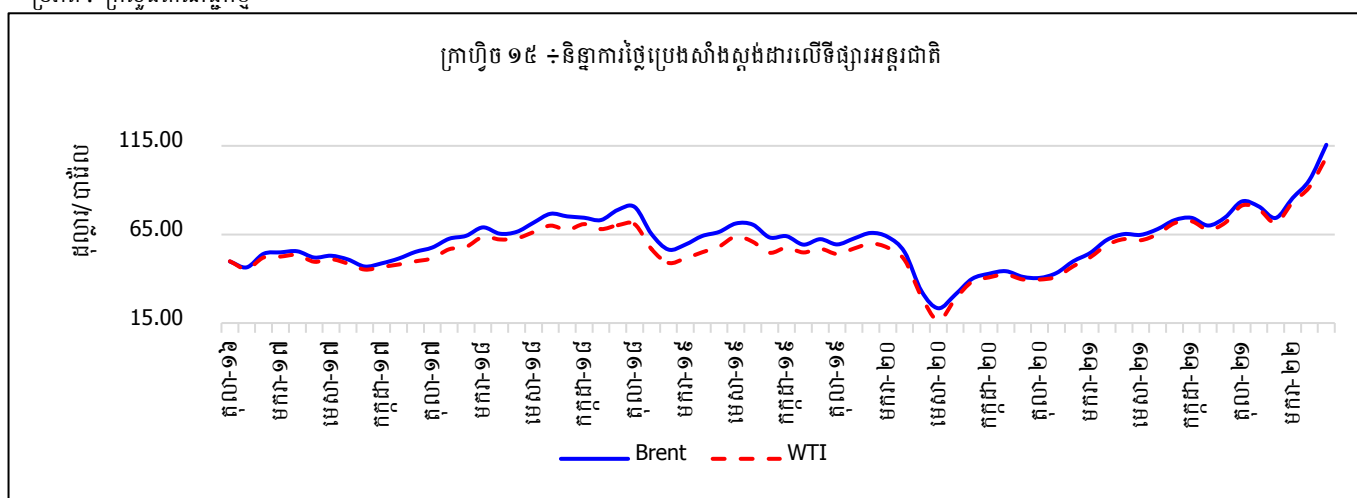


២. ទិដ្ឋភាពថ្លៃទំនិញសំខាន់ៗ / Commodity prices

២.១. ថ្លៃប្រេង៖

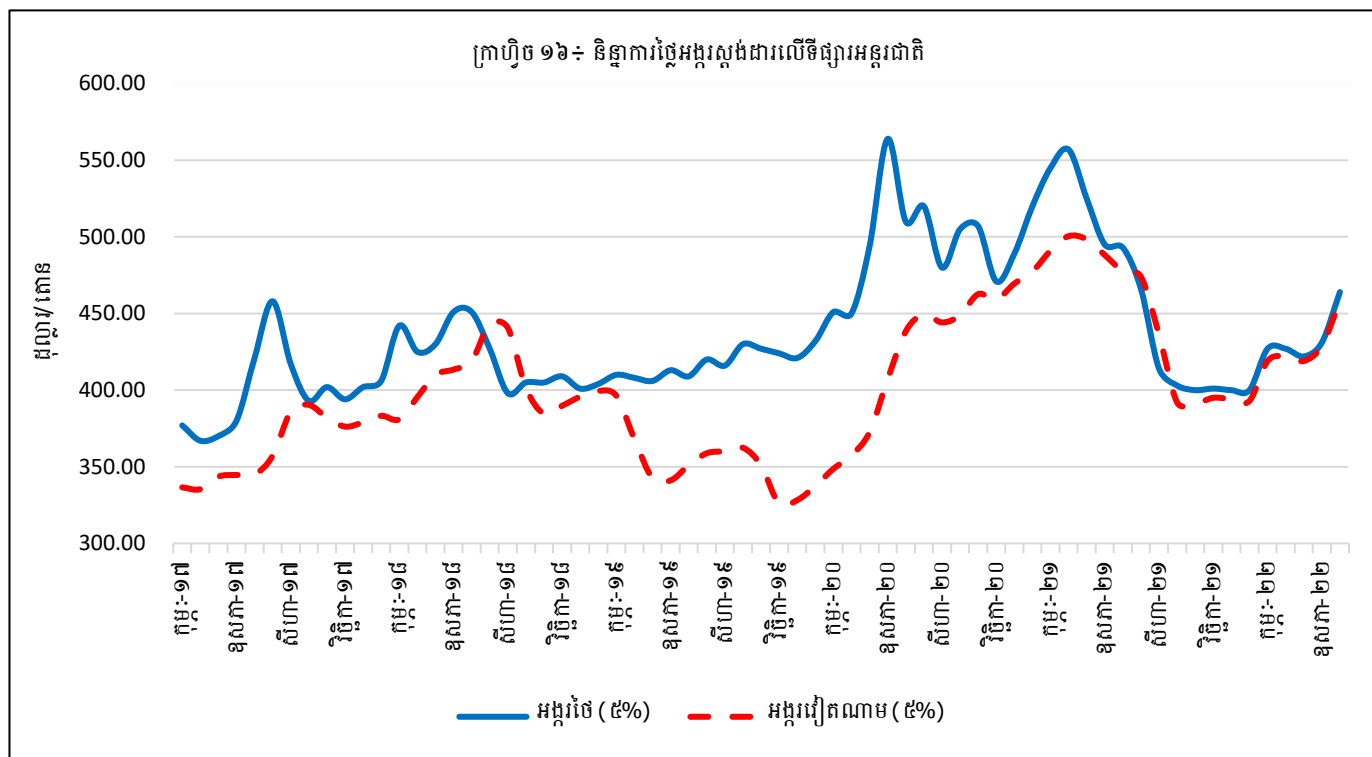


ប្រភព៖ ក្រសួងពាណិជ្ជកម្ម



ប្រភព៖ ធនាគារពិភពលោក (Pink Sheet)

២.២. ថ្លៃអគ្គរៈ



ប្រភព៖ World Bank (Pink Sheet)

*Prepared by Statistics and Economic Analysis Department
General Department of Policy
Ministry of Economy and Finance*

Contacts:

Tel: 017 366 553, 010 713 459

Working Hours: 7:00 AM - 11:00 AM, and 14:00 PM - 17:00 PM

Noted:

The responsibility for opinions expressed in this publication rests solely with the working team of the General Department.

The publication does not constitute an endorsement by Ministry of Economy and Finance or Royal Government of Cambodia.