

Socio-Economic Trends

June 2022

Contents

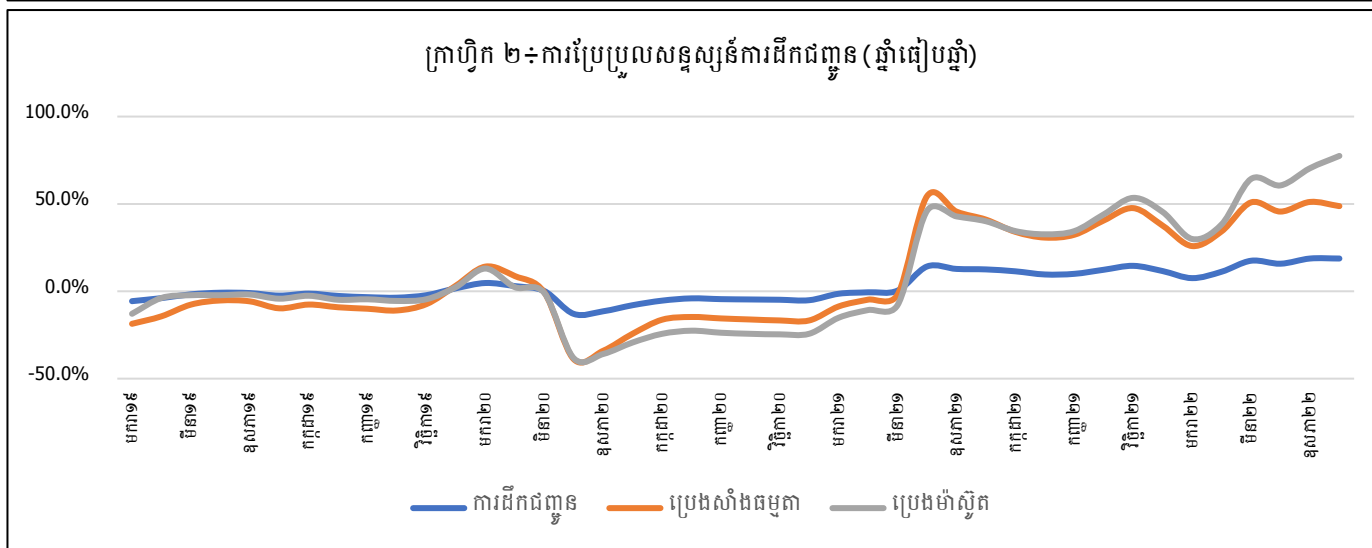
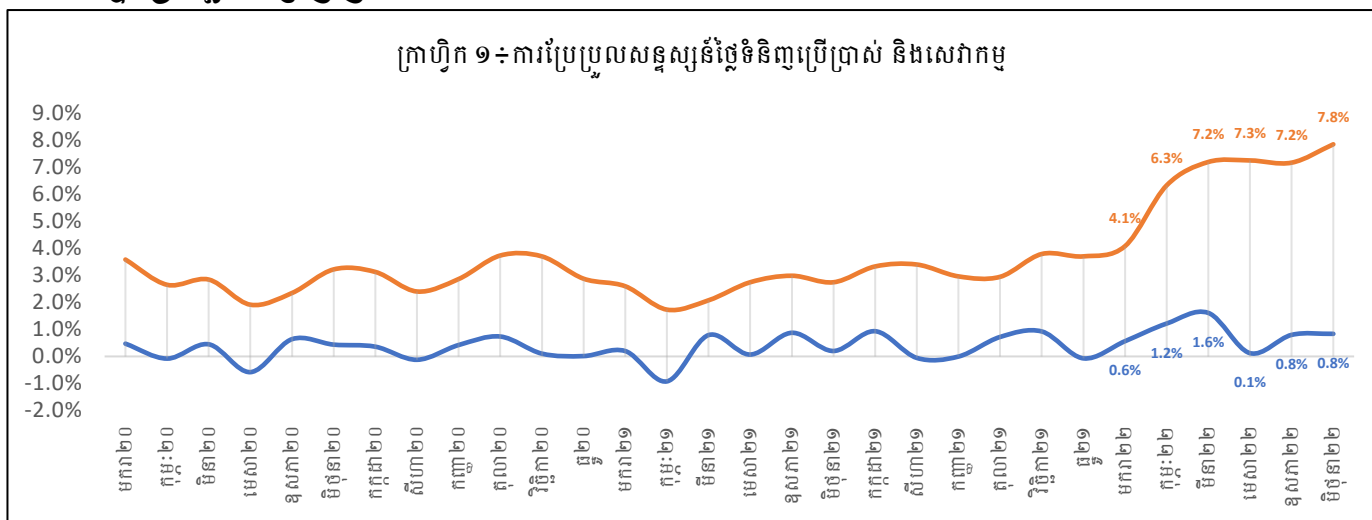
Executive summary	1
1. Cambodia economic trends	2
1.1. Consumer Price Index	2
1.2. Trade	2
1.3. Private investment	4
1.5. Tourism	4
1.4. Construction	5
2. International commodity prices	5
2.1. Crude oil price: Brent, WTI, Dubai	5
2.2. Rice price: 5%, 25%, 100% broken	6
2.3. Rubber price: TSR20, RSS3	7

Executive summary

1. In June 2022, Cambodia's Economy is expected to continue to grow in 2022 and supported by the positive global demands even after the impacts of the Russian-Ukrainian war with the high vaccination rate and reopening the country has given the country's economy to return to normal. According to the consultation meetings with Development partners and national institutions, the situation and perspectives on the Cambodian economy will still show positive signs especially on the production line which reflects the continuous growth in industrial production, Garments, and non-garment exports. In addition, the implementation "**Strategic Framework and Programs for Economic Recovery in the Context of Living with Covid-19 in a New Normal 2021-2023**" is expected to accelerate key growth drivers including garment, non-garment, tourism and agriculture.
2. In June 2022, commodity prices in (1) **Cambodia Market**: the average price of gasoline was 5,700 riel/liter, Increased by 5.2%, and the average price of diesel was 5,983 riel/liter, increased by 6.8% compared to the previous month and (2) **International market**: the average price of crude oil (Brent) was 102.1 dollars/barrel, Increased by 6.9% and the average price of Crude oil of WTI was 114.6 dollars/barrel, increased by 5.6% compared to the previous month.
3. As of June 2022, Cambodia's total export (excluding gold) achieved a total amount of 10,080 million dollars, increased by 37.1% compared to the same period last year, driven by the increase of garments, bicycles, agriculture and other export goods. Meanwhile, the total import value (excluding gold) achieved 13,001 million dollars, increased by 21.4% compared to last year, mainly due to the increase imports of imports, construction equipment, petroleum, and other products.
4. As of June 2022, total international tourist arrivals achieved 507 thousand people, increased by 393.9% compared to the same period last year. The increase of the international tourists was mainly due to the increase of Thai Tourists and Vietnamese tourists. Meanwhile, Chinese tourists still continue to decline.
5. As of June 2022, a total number of construction proposals reached 2,000 projects, declined by 251 projects, with a value of 1,206 million dollars, increased by 56.5% of which the constructions proposals for housing accounted for 1,811 projects (90.6% of the total construction proposals) declined by 161 project compared the same period last year.
6. As of June 2022, the total investment projects have achieved 75 projects increased by 22 projects and created approximately 62 thousand new jobs, increased by 65.9% and worth a total investment value of 2.4 thousand million dollars increased by 159.3% compared to the same period last year.
7. In June 2022, according to National Institution of Statistics (NIS), the Consumer price index increased by 7.8% compared to the same period last year. The increase of overall CPI was driven by major price indices such as food and non-alcoholic beverages increased 6.5%, Housing, Water, Electricity, Gas and Other Fuels 8.4% and transport 18.7%.

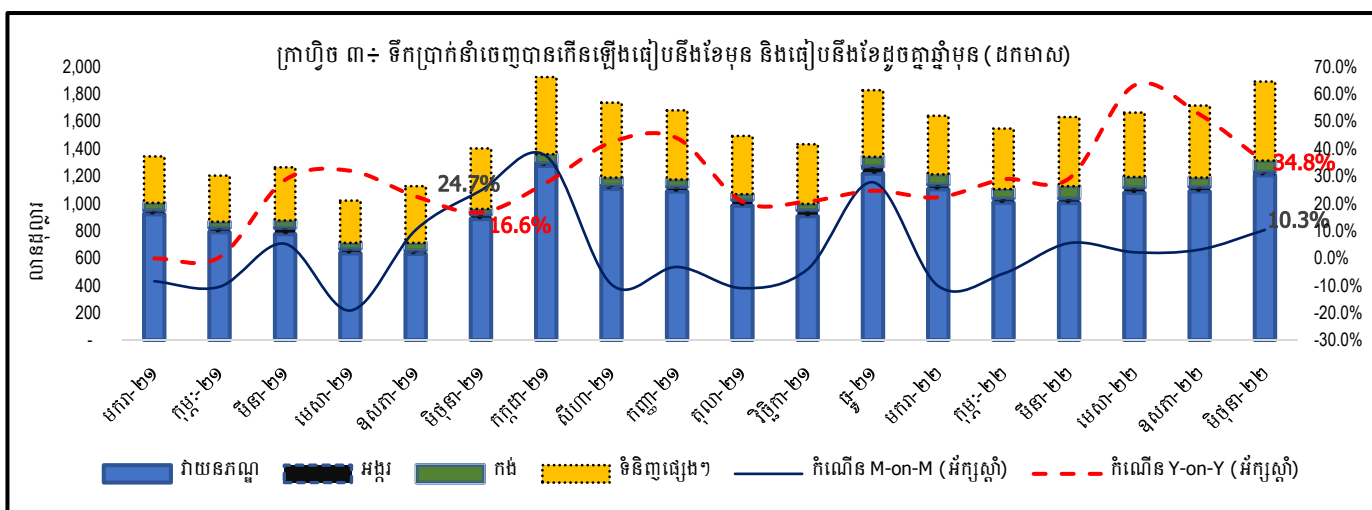
១. ទិដ្ឋភាពសេដ្ឋកិច្ចកម្ពុជា / Cambodia economic trends

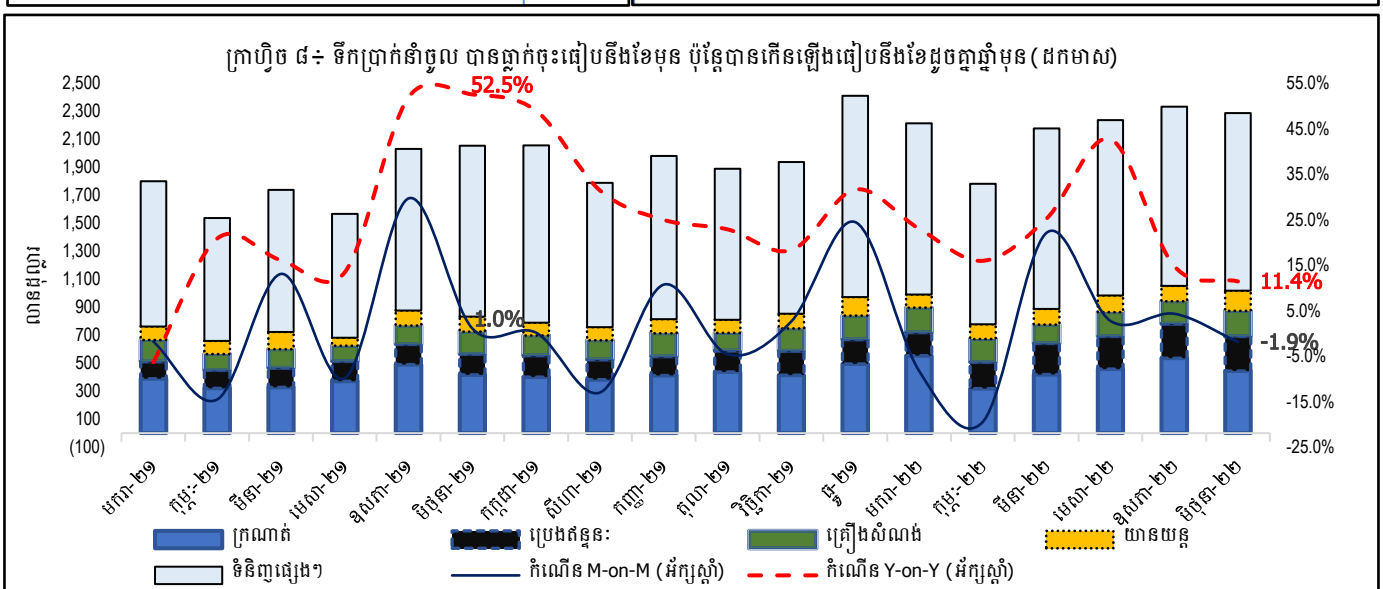
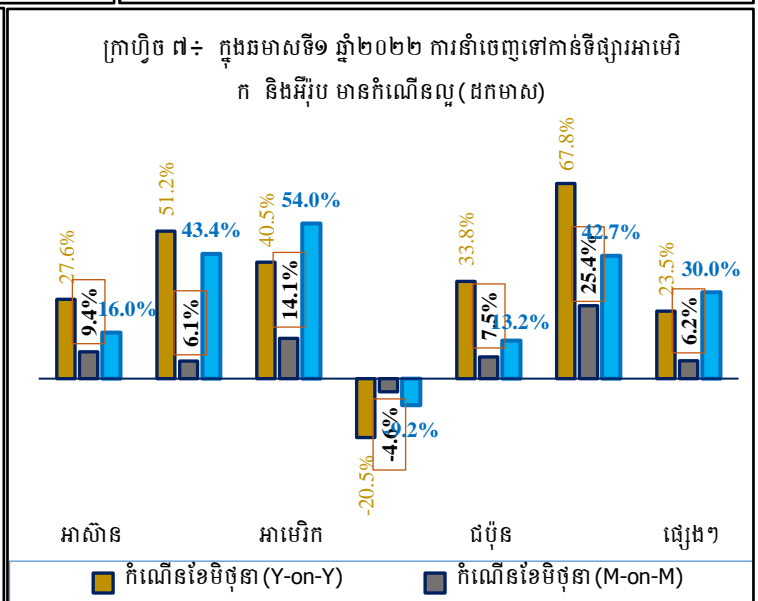
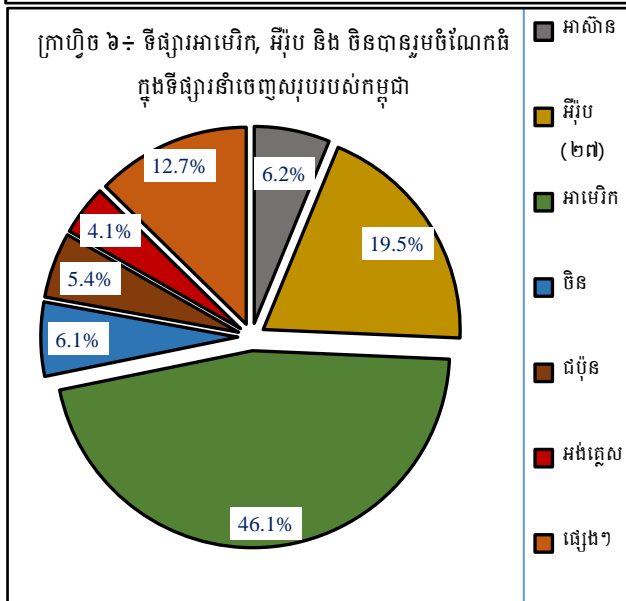
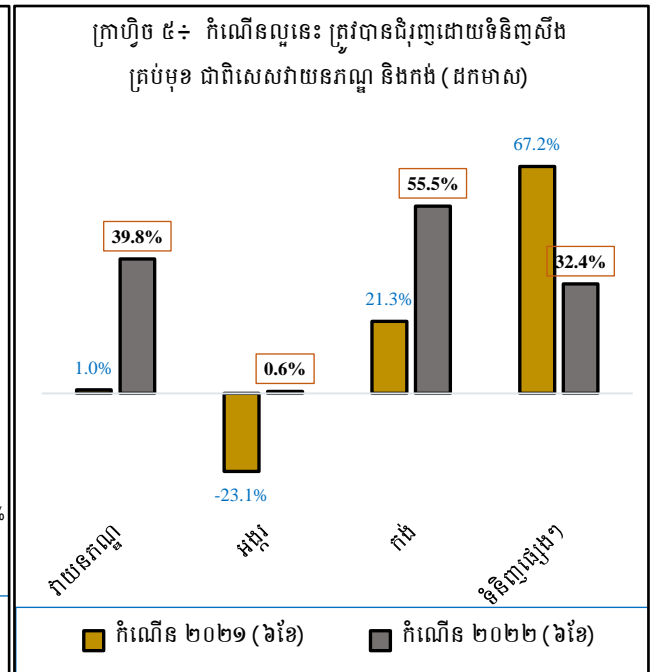
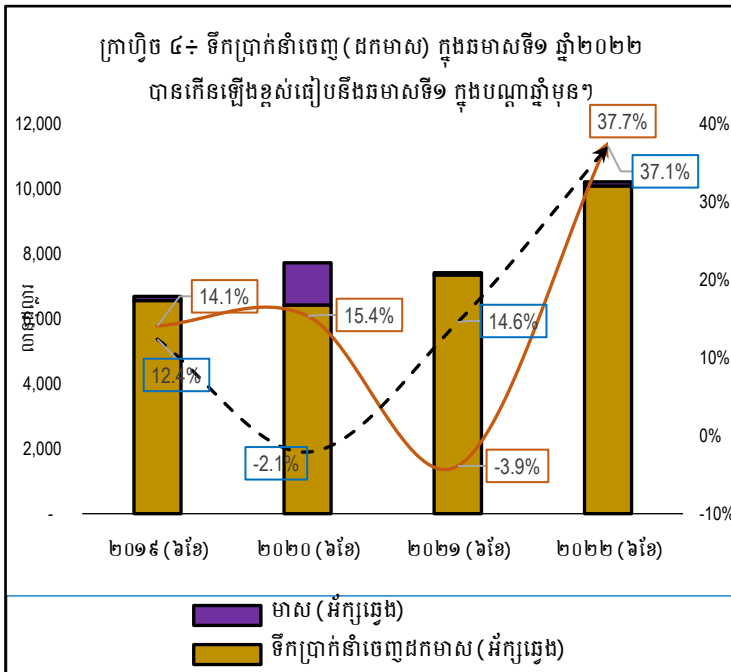
១.១. សន្ទស្សន៍តម្លៃទំនិញប្រើប្រាស់ / Consumer price index



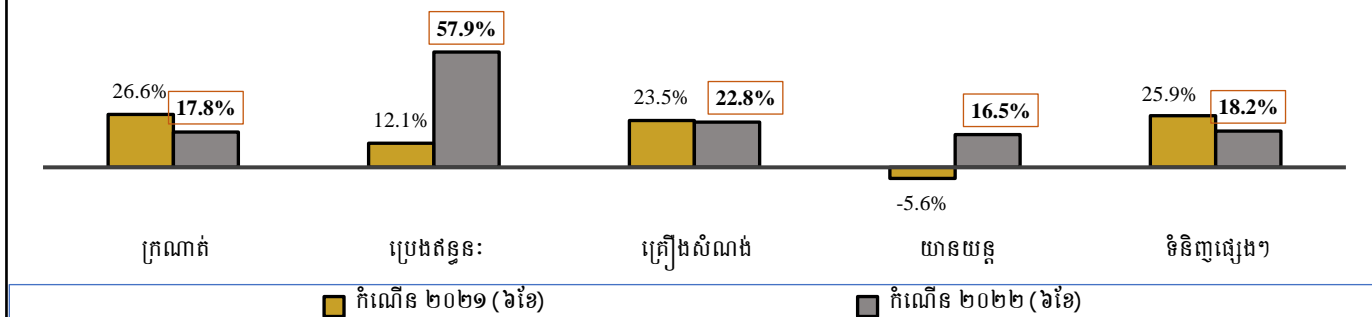
ប្រភព: វិទ្យាស្ថានជាតិស្ថិតិ

១.២. វិស័យពាណិជ្ជកម្ម / Trade



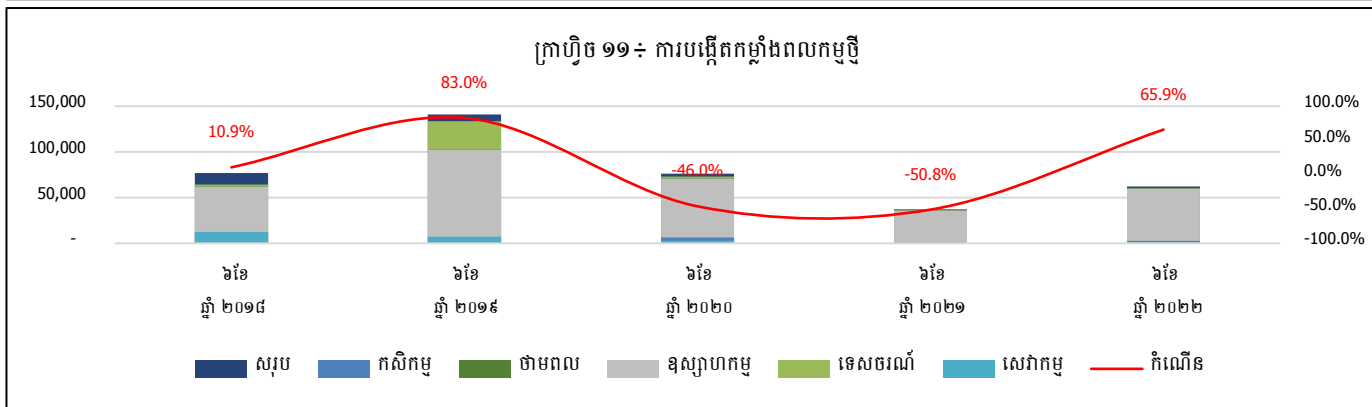
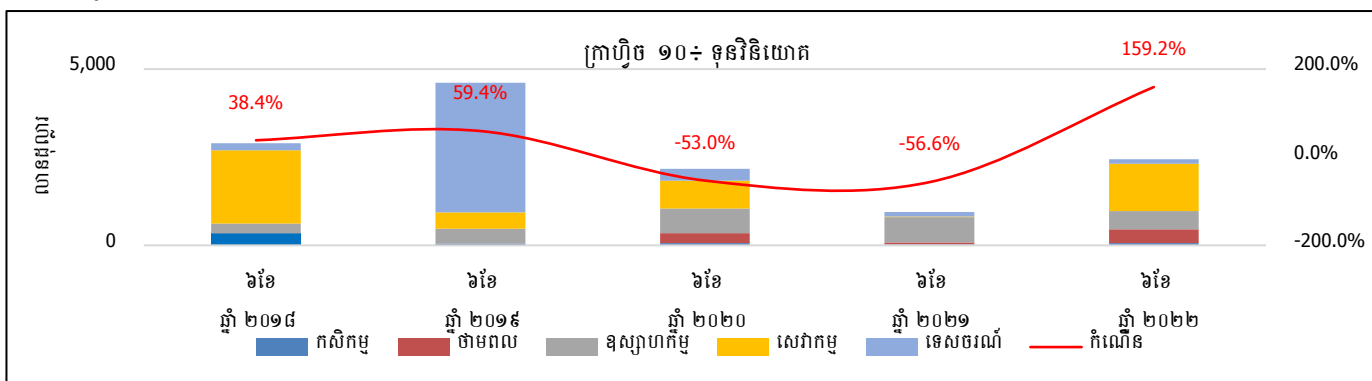


ក្រាហ្វិច ៩៖ ទំហំទឹកប្រាក់នាំចូលទិន្នន័យសំខាន់ៗទាំងអស់ បានកើនឡើង (ដកមាស)



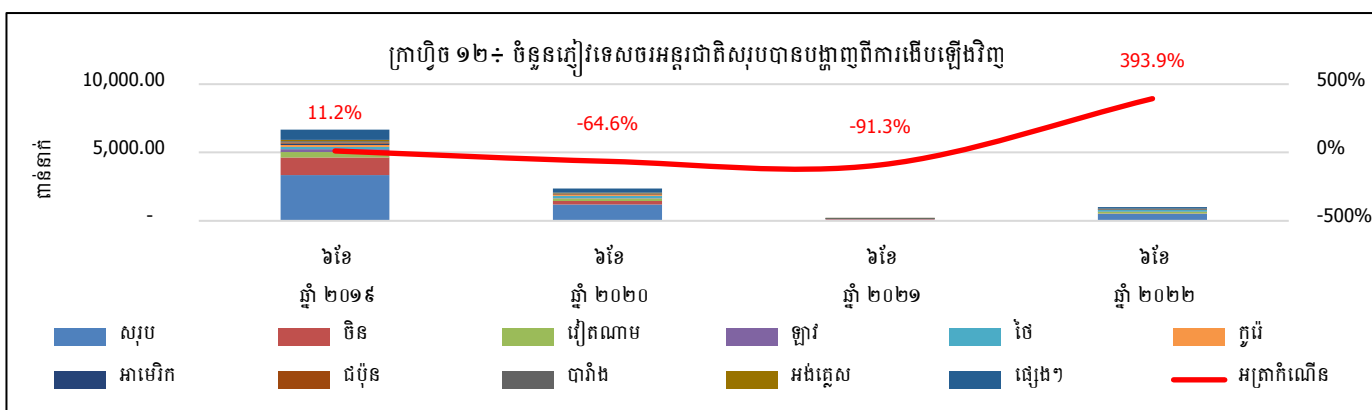
ប្រភព៖ ស្ថិតិទំហំពាណិជ្ជកម្មអន្តរជាតិ, អគ្គនាយកដ្ឋានគយនិងរដ្ឋាករកម្ពុជា

១.៣. ស្ថានភាពវិនិយោគ / Investment



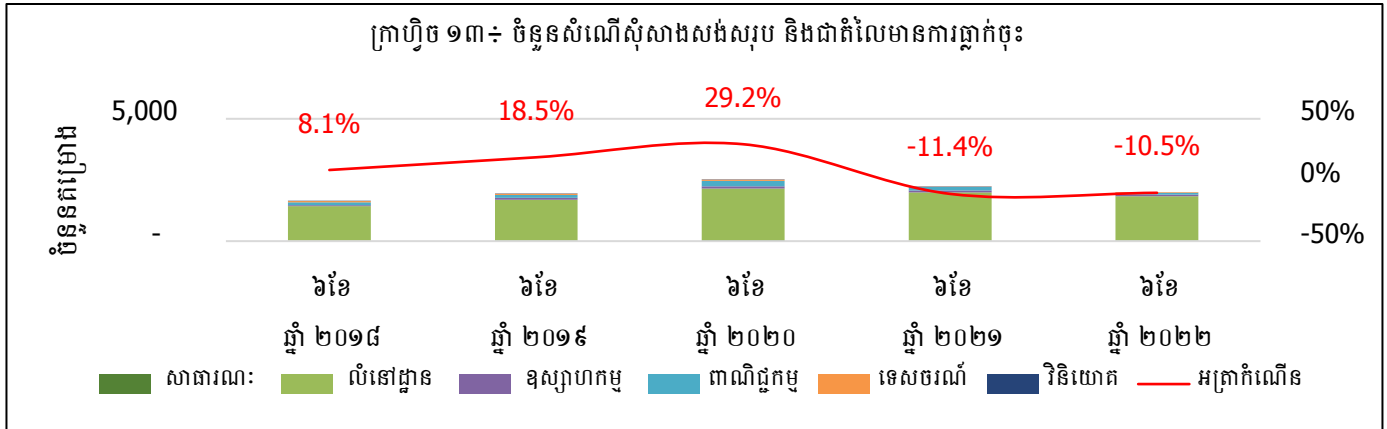
ប្រភព៖ ក្រុមប្រឹក្សាអភិវឌ្ឍន៍កម្ពុជា

១.៤. វិនិយោគទេសចរណ៍ / Tourism



ប្រភព៖ ក្រសួងទេសចរណ៍

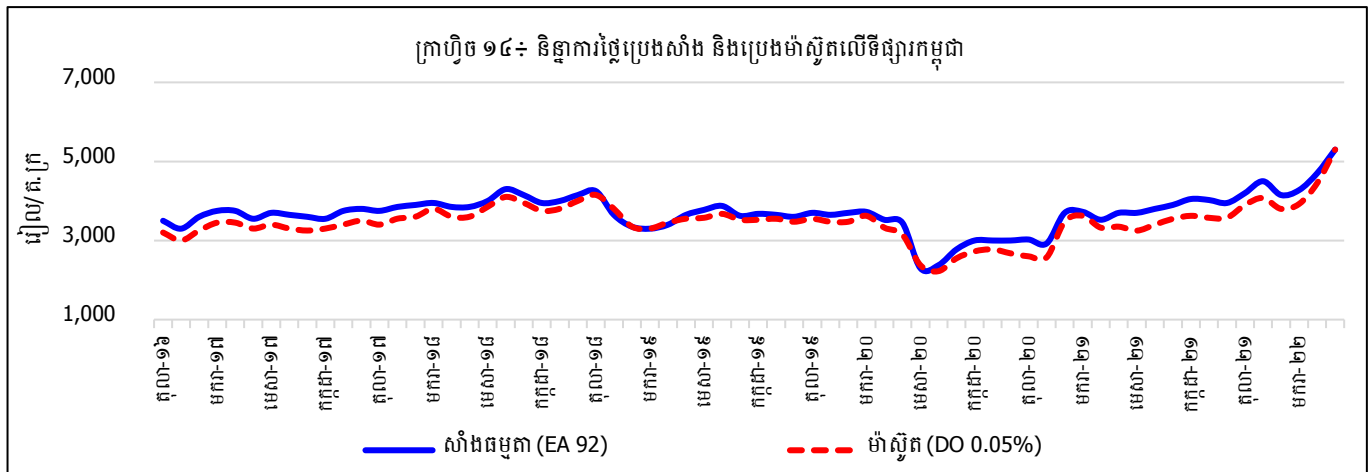
១.៥. ស្ថានភាពសំណង់ / Construction



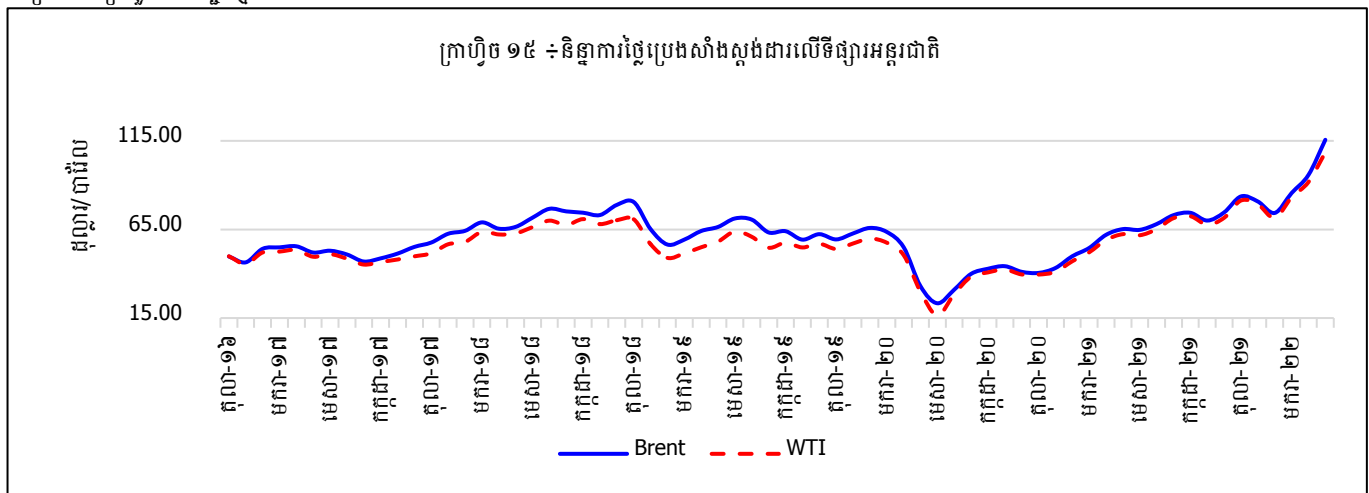
ប្រភព៖ ក្រសួងរៀបចំដែនដី នគរូបនីយកម្ម និងសំណង់

២. ទិដ្ឋភាពថ្លៃទំនិញសំខាន់ៗ / Commodity prices

២.១. ថ្លៃប្រេង៖

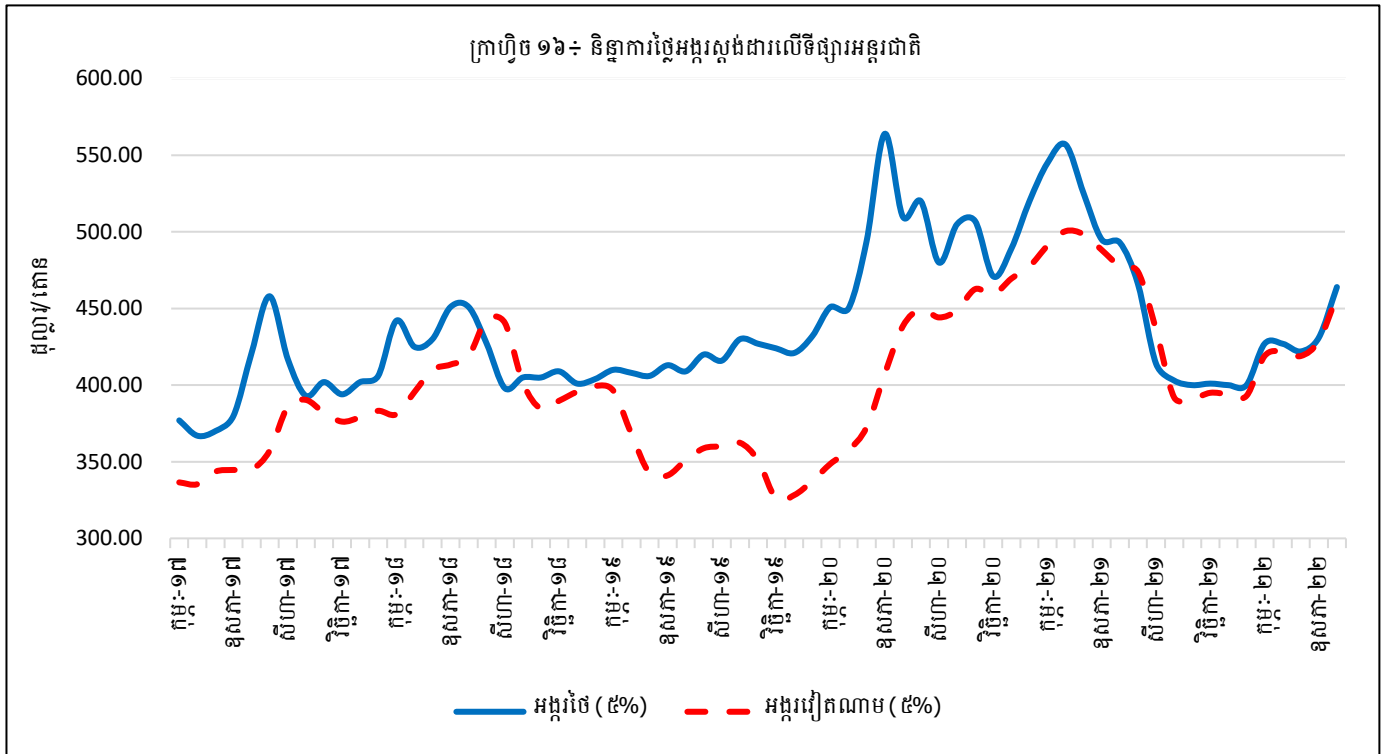


ប្រភព៖ ក្រសួងពាណិជ្ជកម្ម



ប្រភព៖ ធនាគារពិភពលោក (Pink Sheet)

២.២. ថ្លៃអគ្គរៈ



ប្រភព៖ World Bank (Pink Sheet)

Prepared by Statistics and Economic Analysis Department

General Department of Policy

Ministry of Economy and Finance

Contacts:

Tel: 017 366 553, 010 713 459

Working Hours: 7:00 AM - 11:00 AM, and 14:00 PM - 17:00 PM

Noted:

The responsibility for opinions expressed in this publication rests solely with the working team of the General Department.

The publication does not constitute an endorsement by Ministry of Economy and Finance or Royal Government of Cambodia.