

Socio-Economic Trends

April 2022

Contents

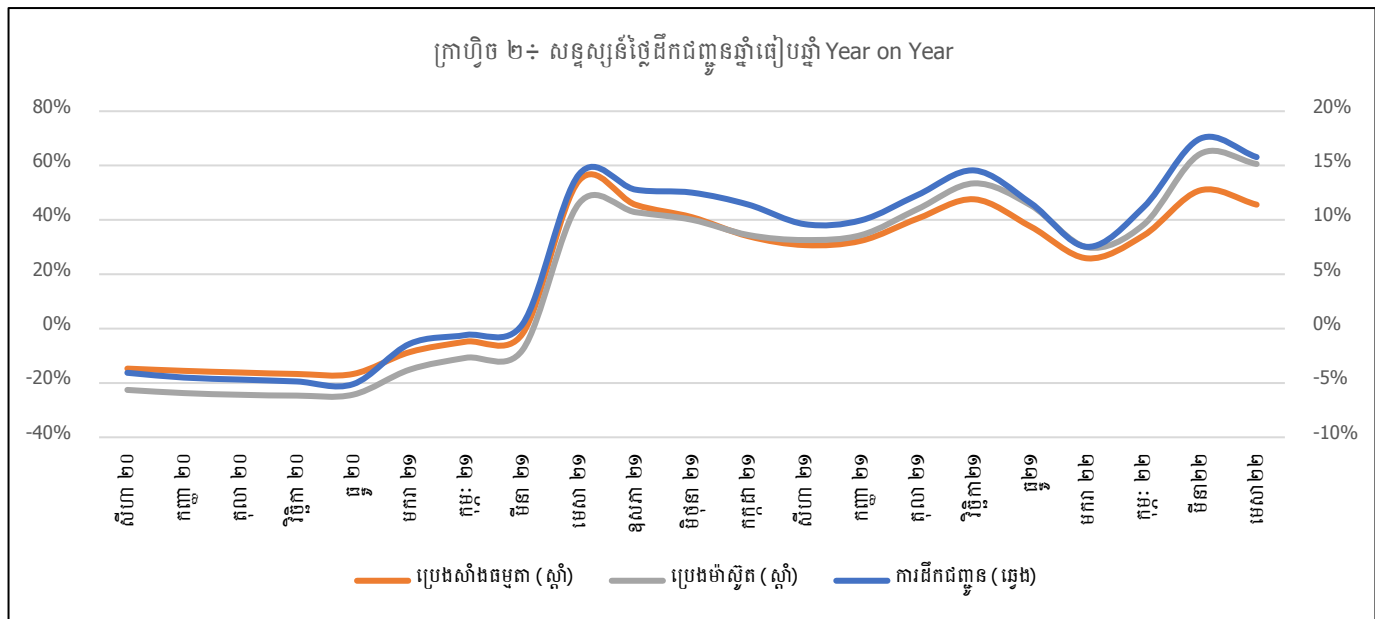
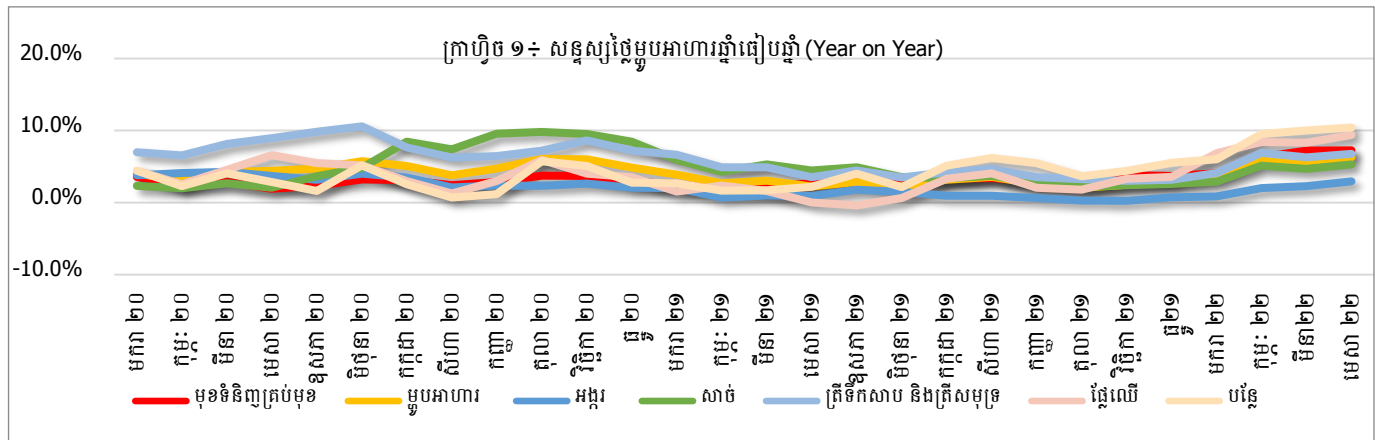
Executive summary	1
1. Cambodia economic trends	2
1.1. Consumer Price Index	2
1.2. Trade	2
1.3. Private investment	4
1.5. Tourism	4
1.4. Construction	5
2. International commodity prices	5
2.1. Crude oil price: Brent, WTI, Dubai	5
2.2. Rice price: 5%, 25%, 100% broken	6
2.3. Rubber price: TSR20, RSS3	7

Executive summary

1. In April 2022, Cambodia's Economy is expected to continue to grow in 2022 and supported by the positive global demands even after the impacts of the Russian-Ukrainian war. Alongside the high vaccination rate and reopening the country has given the country's economy to return to normal. Specifically, although Cambodia has received an indirect impact from the war, the impact is still very small due to the connections between Cambodia's economy and the 2 countries are slightly small. According to the consultation meeting with Development partners and national institutions, the situation and perspectives on the Cambodian economy will still show positive signs especially on the production line which reflects the continuous growth in industrial production, Garments, and non-garment exports. In addition, "**Strategic Framework and Programs for Economic Recovery in the Context of Living with Covid-19 in a New Normal 2021-2023**" is expected to accelerate key growth drivers including garment, non-garment, tourism and agriculture.
2. In April 2022, commodity prices in (1) **Cambodia Market:** the average price of gasoline was 5,150 riel/liter, declined by 2.8%, and the average price of diesel was 5,300 riel/liter, remains the same compared to the previous month and (2) **International market:** the average price of crude oil (Brent) was 105.8 dollars/barrel, declined by 8.5% and the average price of Crude oil of WTI was 101.8 dollars/barrel, declined by 6.2% compared to the previous month.
3. As of April 2022, Cambodia's total export (excluding gold) achieved a total amount of 6,478 million dollars, increased by 34.2% compared to the same period last year, driven by the increase of garments, bicycles, and other export goods. Meanwhile, the total import value (excluding gold) achieved 8,398 million dollars, increased by 26.6% compared to last year, mainly due to the increase of fabric imports, construction equipment, petroleum, and other products.
4. As of April 2022, total international tourist arrivals achieved 241 thousand people, increased by 576.4% compared to the same period last year. The increase of the international tourists was mainly due to the increase of Thai Tourists and Vietnamese tourists. Meanwhile, Chinese tourists still continue to decline.
5. As of April 2022, a total number of construction proposals reached 1,305 projects, declined by 75 projects, with a value of 781 million dollars, declined by 56.3% of which the constructions proposals for housing accounted for 1,194 projects (91.5% of the total construction proposals) declined by 8 project compared the same period last year.
6. As of April 2022, the total investment projects have achieved 47 projects increased by 13 projects and possibly created approximately 40 thousand new jobs, increased by 58.0% and worth a total investment value of 2.1 thousand million dollars increased by 204.8% compared to the same period last year.
7. In April 2022, according to National Institution of Statistics (NIS), the Consumer price index increased by 7.3% compared to the same period last year. The increase of overall CPI was driven by major price indices such as food (year on year) by 6.2%, Housing, Water, Electricity, Gas and Other Fuels 8.3% and transport 15.8%.

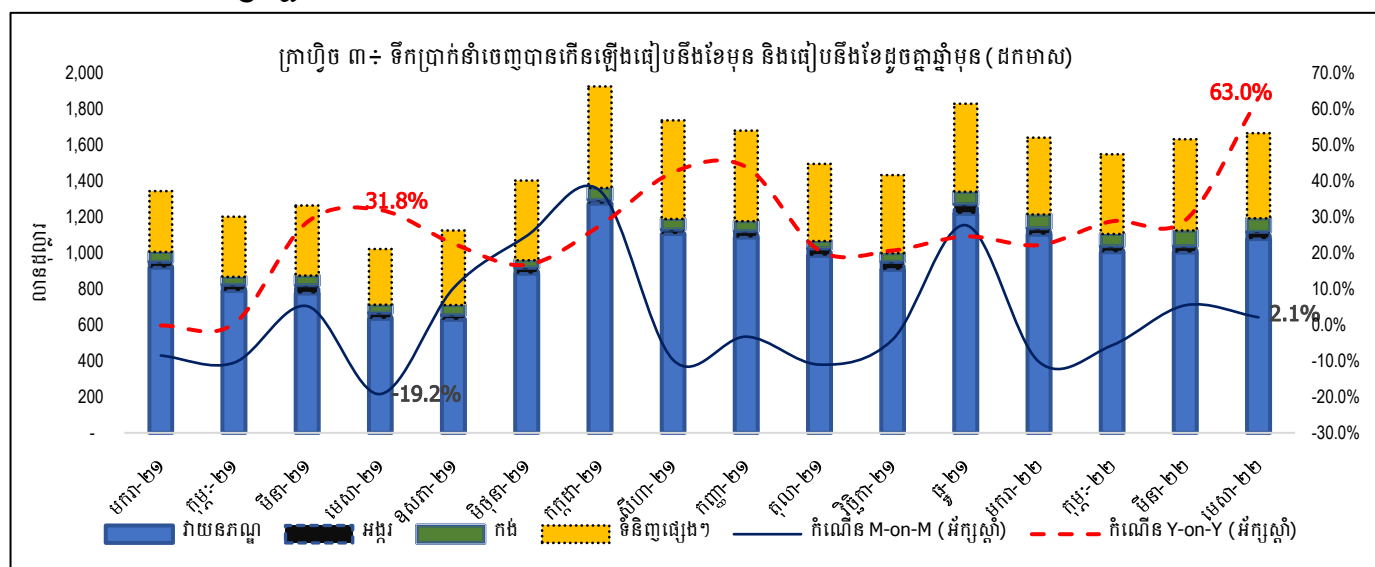
១. ទិដ្ឋភាពសេដ្ឋកិច្ចកម្ពុជា / Cambodia economic trends

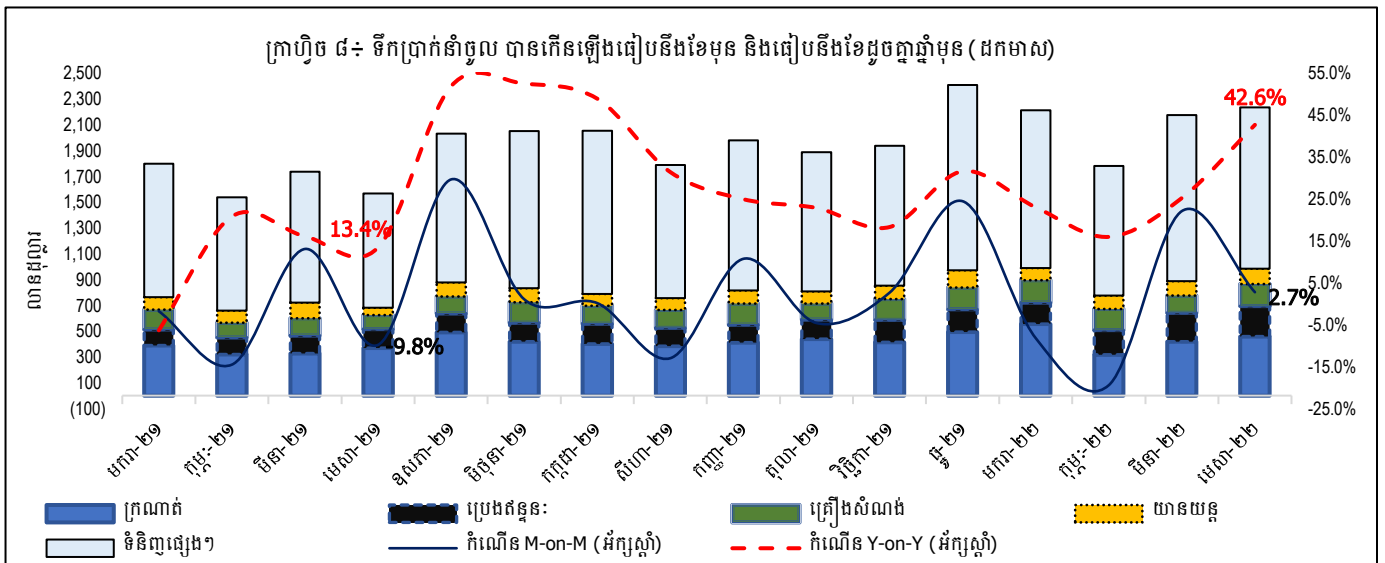
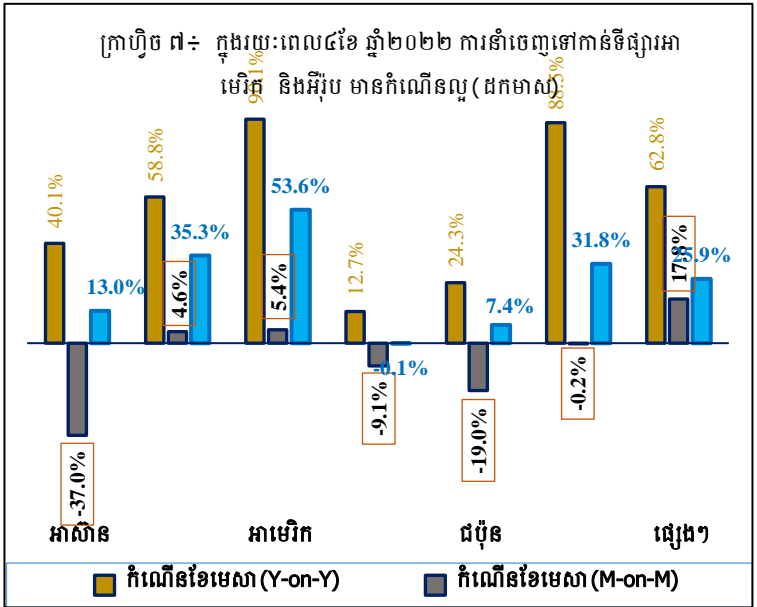
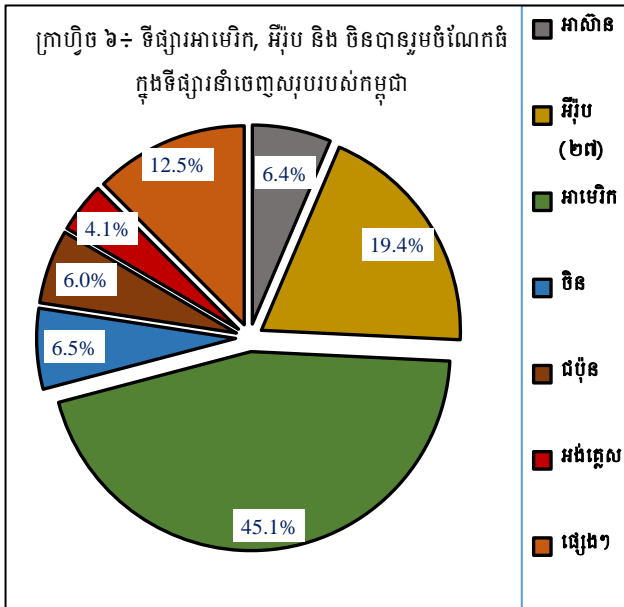
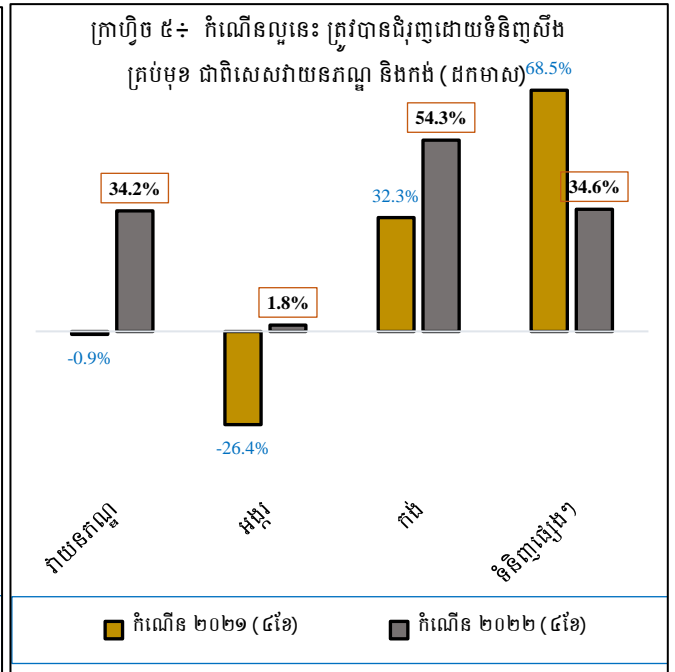
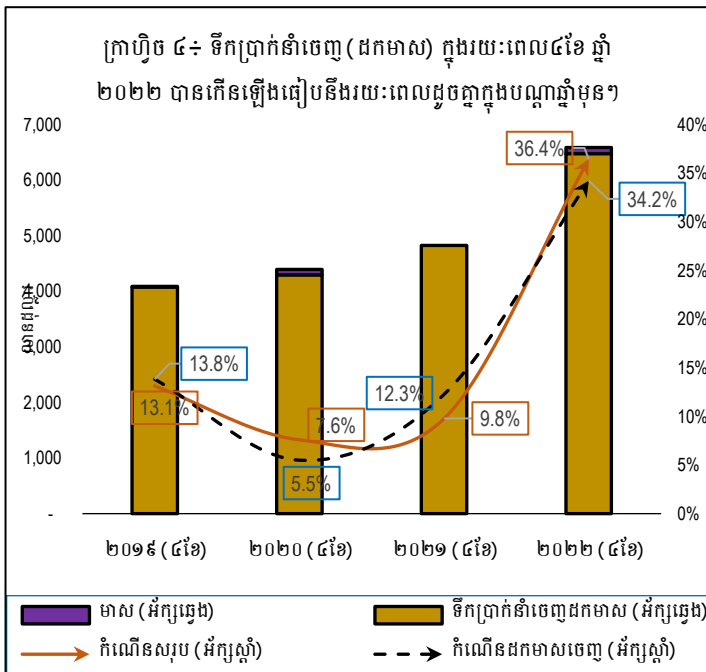
១.១. សន្ទស្សន៍ថ្លៃទំនិញប្រើប្រាស់ / Consumer price index

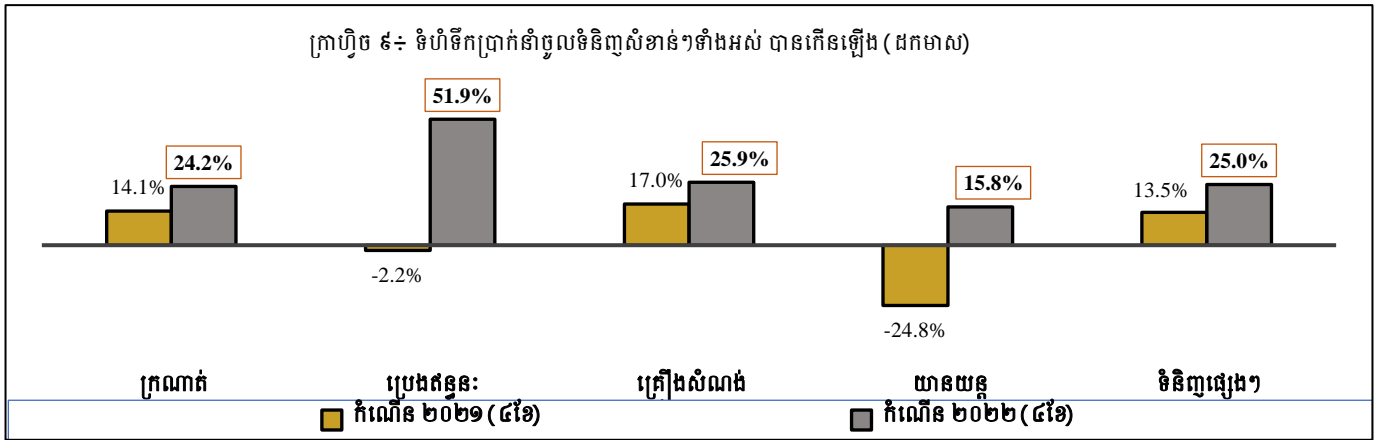


ប្រភព: វិទ្យាស្ថានជាតិស្ថិតិ

១.២. ទិសដៅពាណិជ្ជកម្ម / Trade

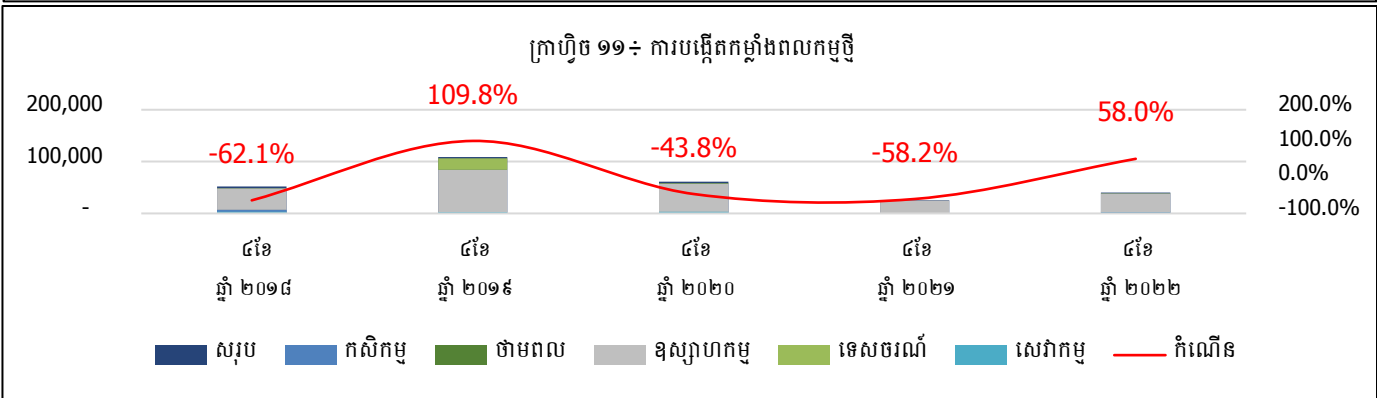
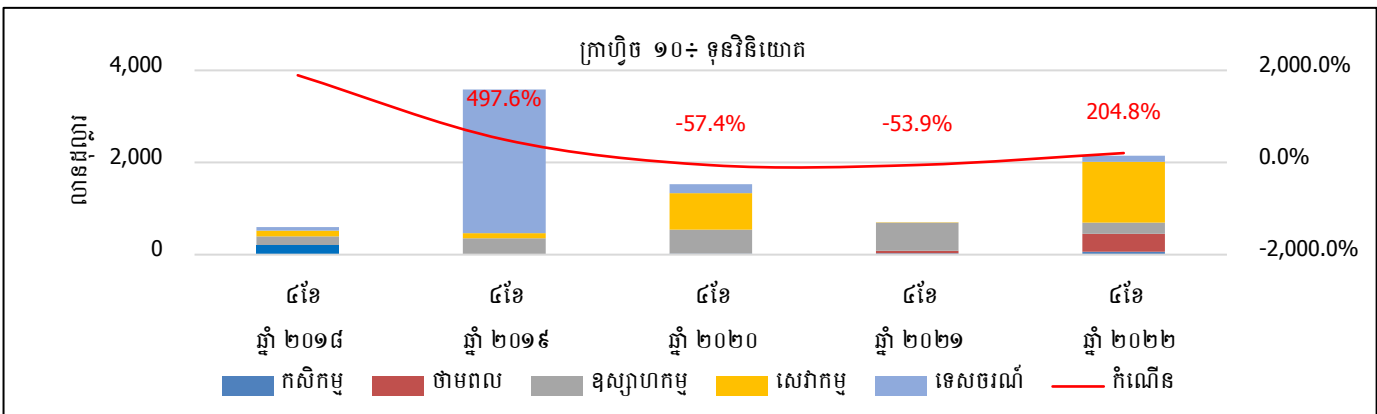






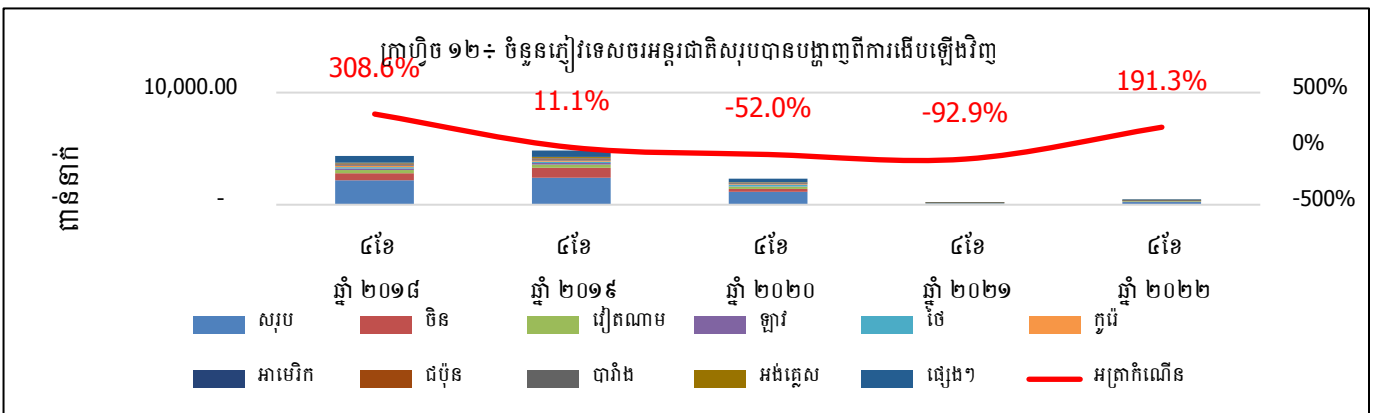
ប្រភព៖ ស្ថិតិទំហំពាណិជ្ជកម្មអន្តរជាតិ, អគ្គនាយកដ្ឋានគយនិងរដ្ឋាករកម្ពុជា

១.៣. ស្ថានភាពវិនិយោគ / Investment



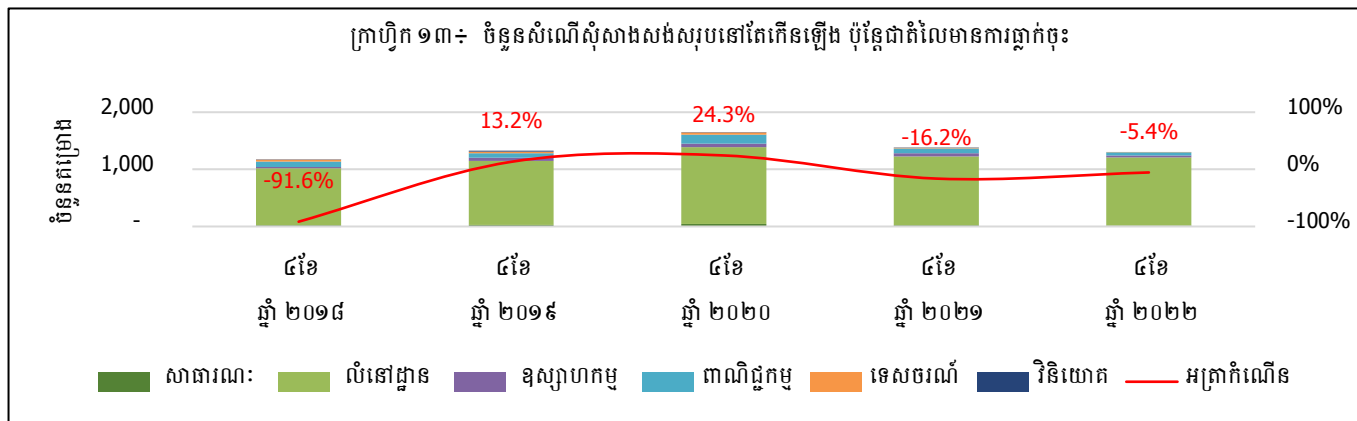
ប្រភព៖ ក្រុមប្រឹក្សាអភិវឌ្ឍន៍កម្ពុជា

១.៤. វិនិយោគទេសចរណ៍ / Tourism



ប្រភព៖ ក្រសួងទេសចរណ៍

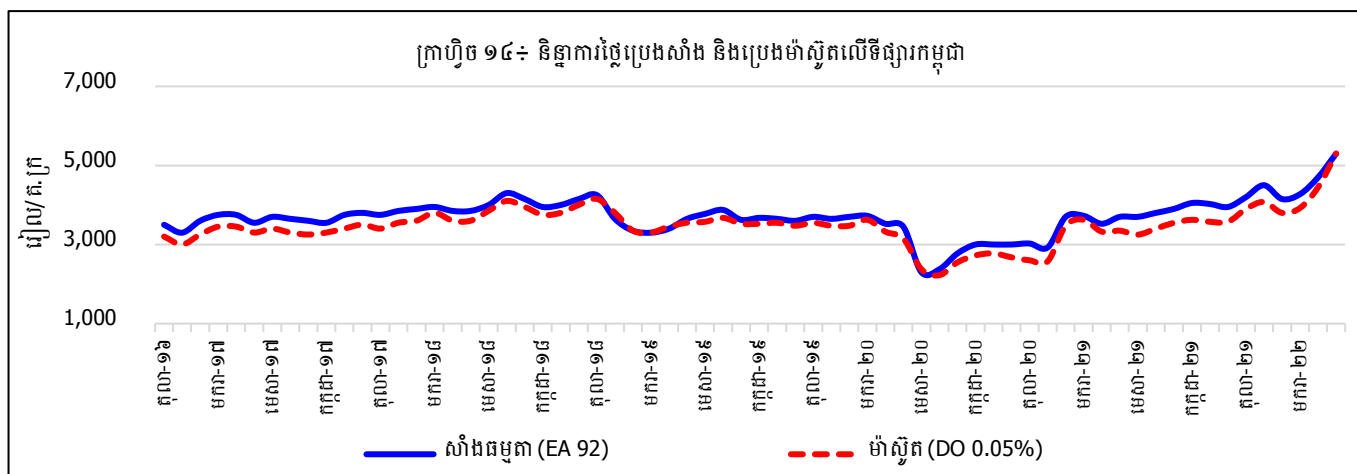
១.៥. ស្ថានភាពសំណង់ / Construction



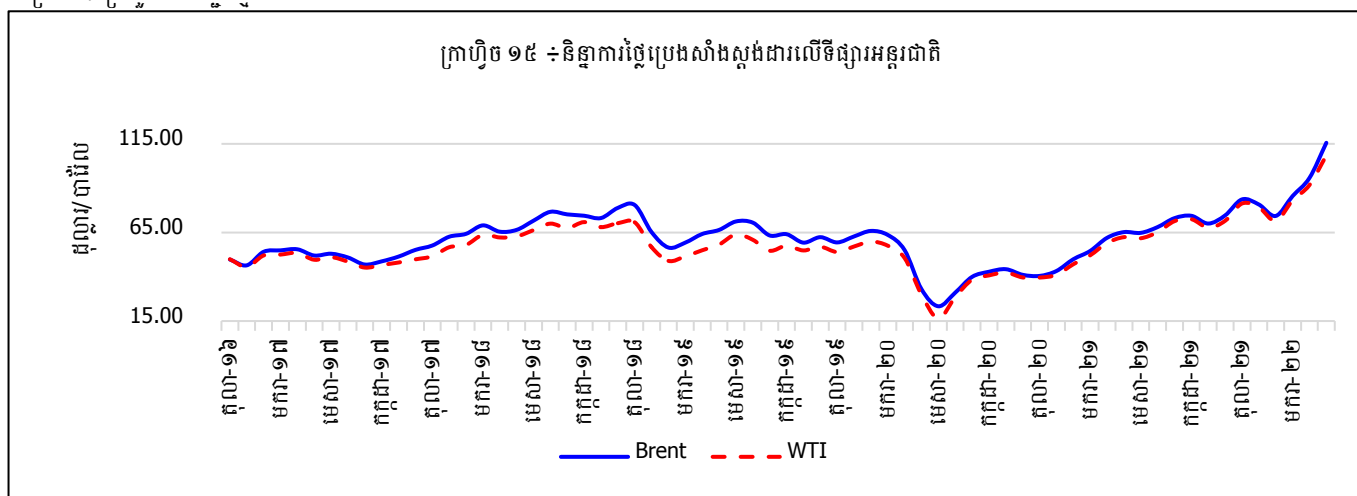
ប្រភព៖ ក្រសួងរៀបចំដែនដី នគរូបនីយកម្ម និងសំណង់

២. ទិដ្ឋភាពថ្លៃទំនិញសំខាន់ៗ / Commodity prices

២.១. ថ្លៃប្រេង៖

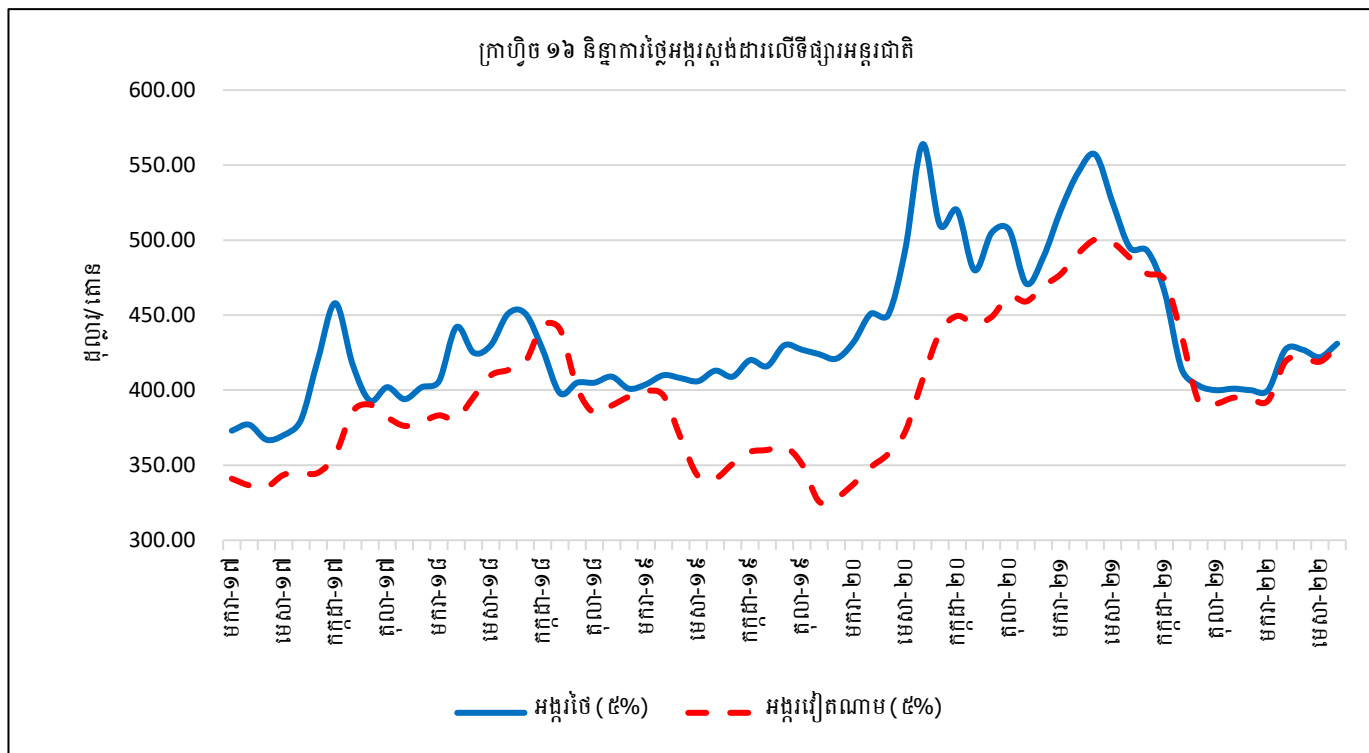


ប្រភព៖ ក្រសួងពាណិជ្ជកម្ម



ប្រភព៖ ធនាគារពិភពលោក (Pink Sheet)

២.២. ថ្លៃអង្ករ៖



ប្រភព៖ World Bank (Pink Sheet)

Prepared by Statistics and Economic Analysis Department

General Department of Policy

Ministry of Economy and Finance

Contacts:

Tel: 017 366 553, 010 713 459

Working Hours: 7:00 AM - 11:00 AM, and 14:00 PM - 17:00 PM

Noted:

The responsibility for opinions expressed in this publication rests solely with the working team of the General Department.

The publication does not constitute an endorsement by Ministry of Economy and Finance or Royal Government of Cambodia.