

Socio-Economic Trends

February 2022

Contents

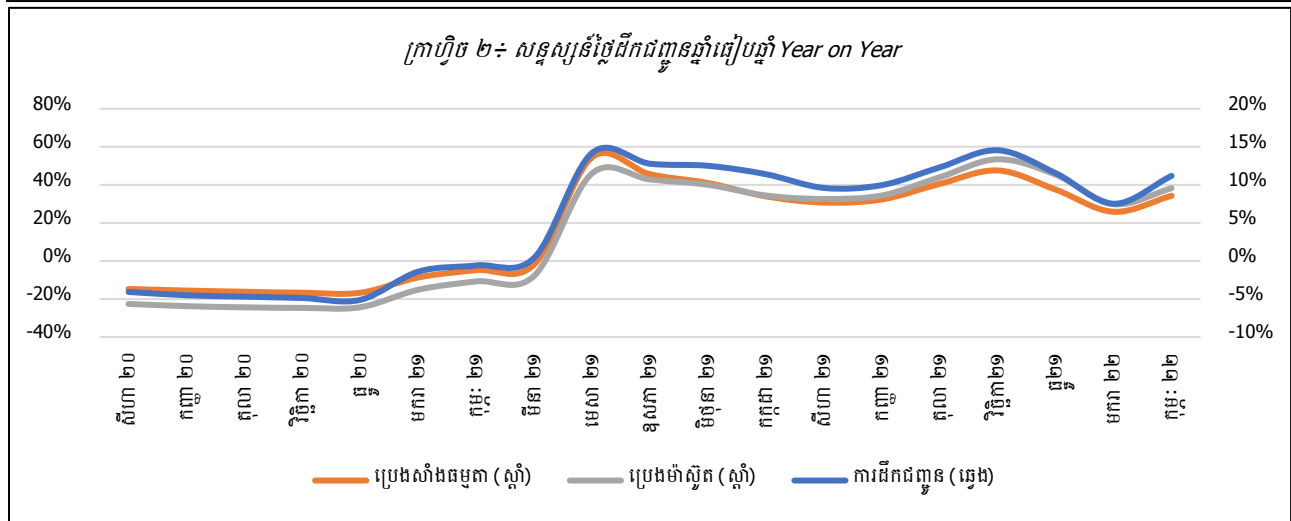
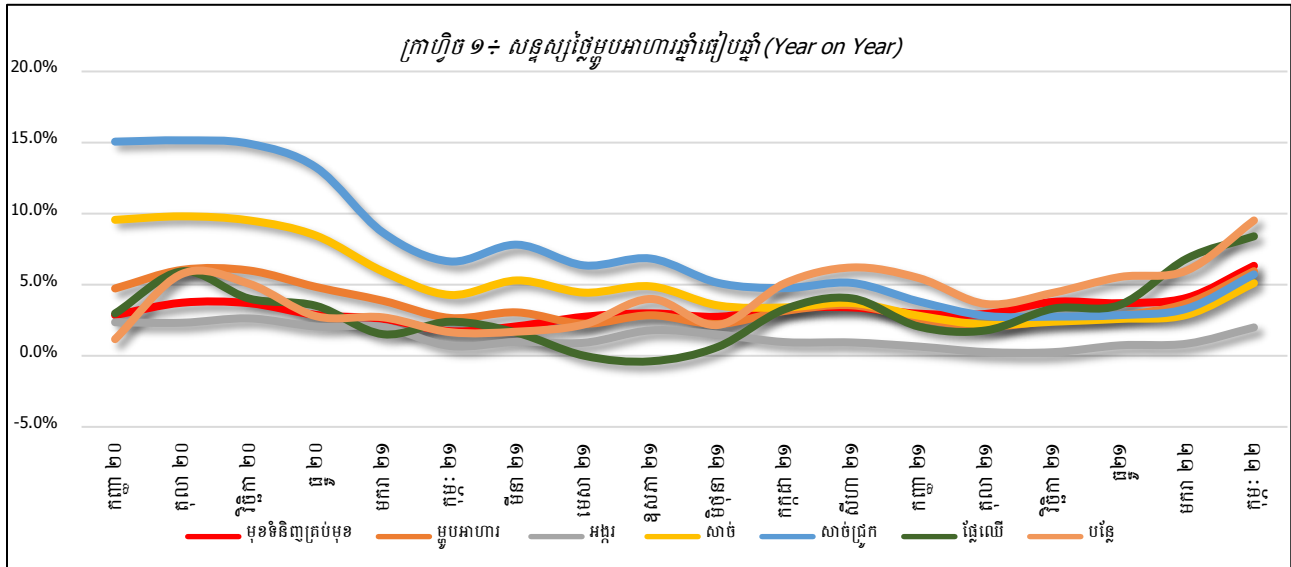
| | |
|--|----------|
| Executive summary | 1 |
| 1. Cambodia economic trends | 2 |
| 1.1. Consumer Price Index | 2 |
| 1.2. Trade | 2 |
| 1.3. Private investment | 4 |
| 1.5. Tourism | 4 |
| 1.4. Construction | 5 |
| 2. International commodity prices | 5 |
| 2.1. Crude oil price: Brent, WTI, Dubai | 5 |
| 2.2. Rice price: 5%, 25%, 100% broken | 6 |
| 2.3. Rubber price: TSR20, RSS3 | 7 |

Executive summary

1. In February 2022, Cambodia's Economy has gained momentum to gradually bound back to normal, but it has not yet reached the growth before Covid-19. Specifically, the trade performance has shown positive growth, reflecting the economic activities are getting better momentum. In 2022, the economy is projected to have positive growth, supported by a continued increase in external demand and a gradual rebound of investment sentiment as the Pandemic situation is under control. In addition, **“Strategic Framework and Programs for Economic Recovery in the Context of Living with Covid-19 in a New Normal 2021-2023”** is expected to accelerate key growth drivers including garment, non-garment, tourism and agriculture.
2. In February 2022, commodity prices in (1) **Cambodia Market:** the average price of gasoline was 4,600 riel/liter, increased by 7.6%, and the average price of diesel was 4,600 riel/liter, increased by 17.2% compared to the previous month and (2) **International market:** the average price of crude oil (Brent) was 93.5 dollars/barrel, increased by 12.0% and the average price of Crude oil of WTI was 91.7 dollars/barrel, increased by 10.4% compared to the previous month.
3. As of February 2022, Cambodia's total export (excluding gold) achieved a total amount of 3,185 million dollars, increased by 25.2% compared to the same period last year, driven by the increase of garments, bicycles, and other export goods. Meanwhile, the total import value (excluding gold) achieved 3,991 million dollars, increased by 19.7% compared to last year, mainly due to the increase of fabric imports, construction equipment, petroleum, and other products.
4. As of February 2022, total international tourist arrivals achieved 95 thousand people, increased by 131.2% compared to the same period last year. The increase of the international tourists was mainly due to the increase of Thai Tourists and Vietnamese tourists. Meanwhile, Chinese tourists still continue to decline.
5. As of February 2022, a total number of construction proposals reached 652 projects, declined by 207 projects, with a value of 137 million dollars, declined by 88.9% of which the constructions proposals for housing accounted for 616 projects (94.5% of the total construction proposals) declined by 230 projects compared the same period last year.
6. As of February 2022, the total investment projects have achieved 35 projects increased by 14 projects and possibly created approximately 31 thousand new jobs, increased by 75.3% and worth a total investment value of 2 million dollars increased by 236.5% compared to the same period last year.
7. In February 2022, according to National Institution of Statistics (NIS), the Consumer price index increased by 6.3% compared to the same period last year. The increase of overall CPI was driven by the increase of price index of food (year on year) by 6.0%, Clothing and Footwear 9.1%, Housing, Water, Electricity, Gas and Other Fuels 11.2%, transport 7.5% and Miscellaneous Goods and Services 4.0%

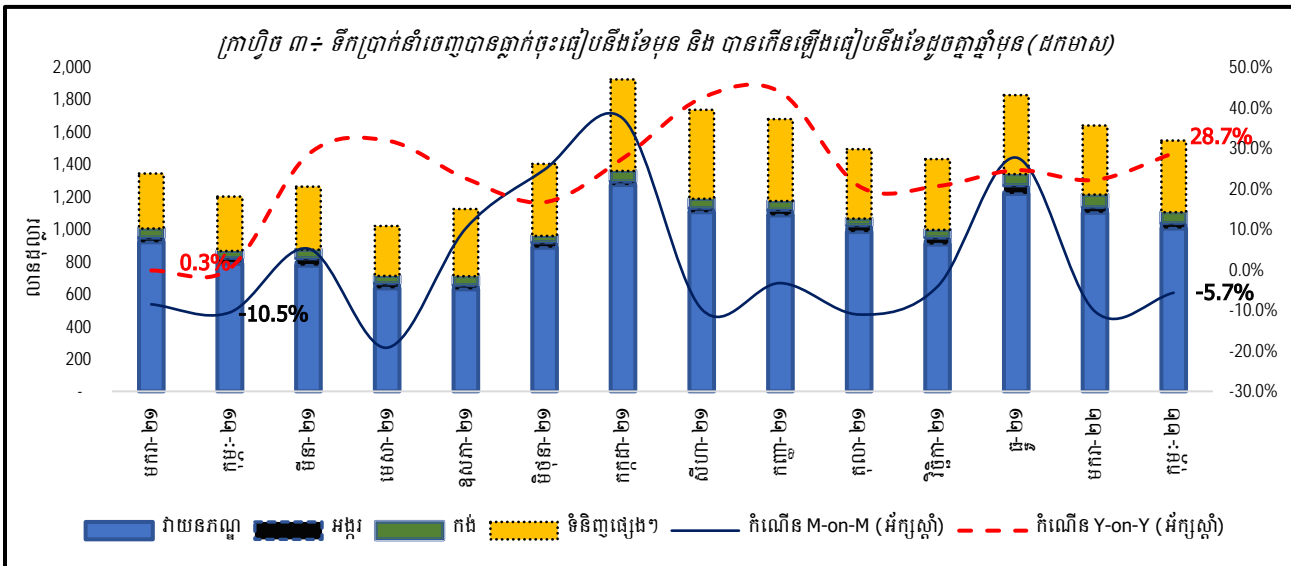
១. ទិដ្ឋភាពសេដ្ឋកិច្ចកម្ពុជា / Cambodia economic trends

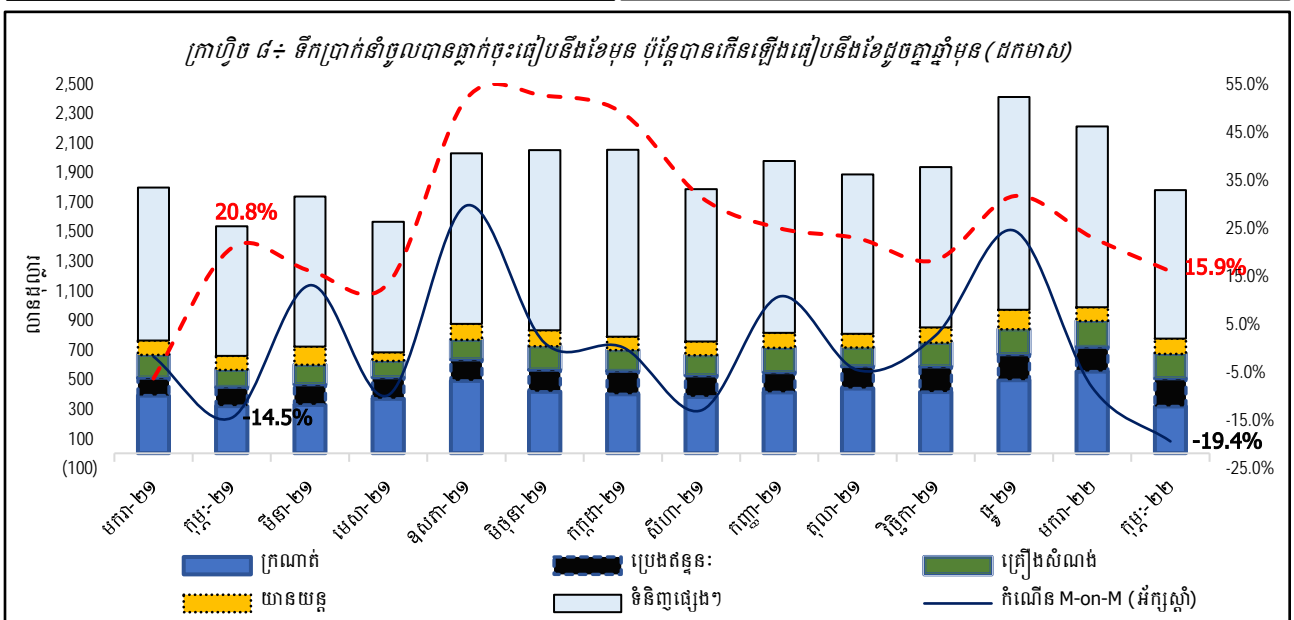
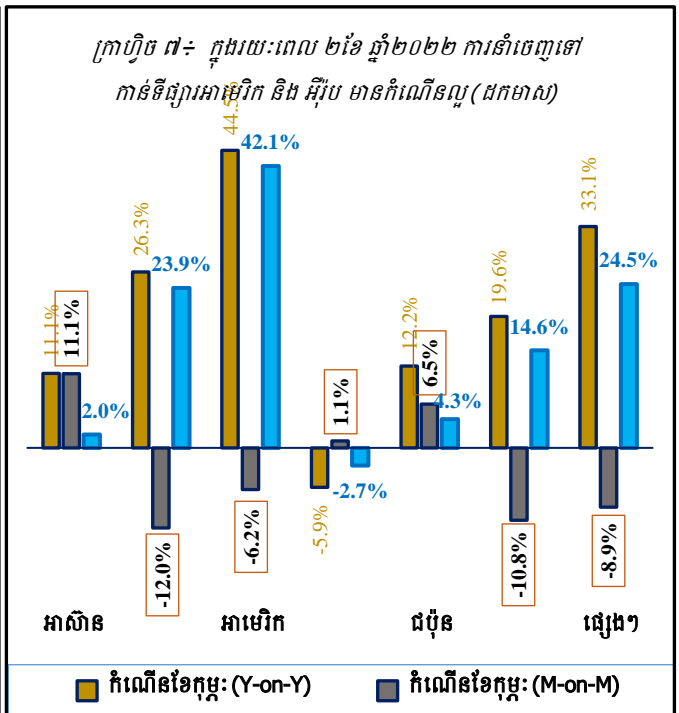
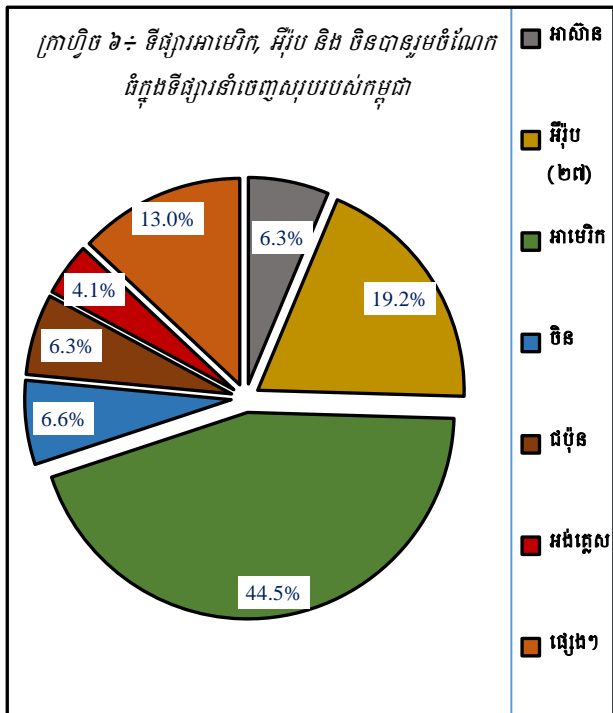
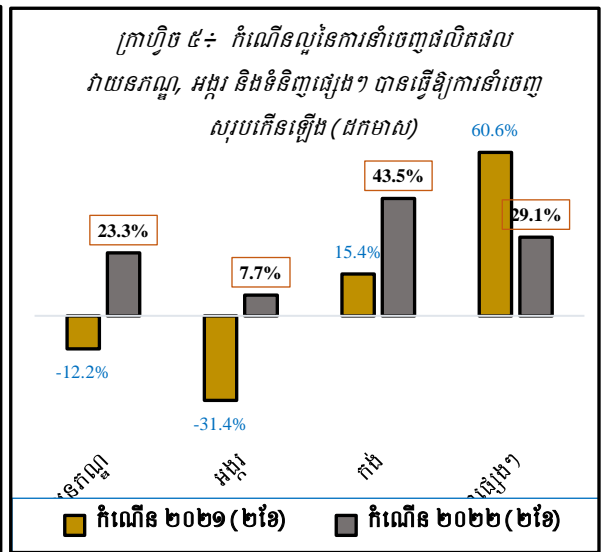
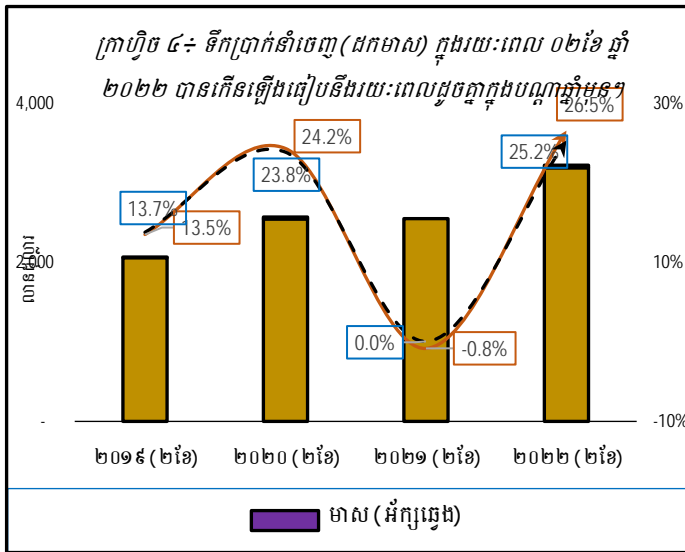
១.១. សន្ទស្សន៍ថ្លៃទំនិញប្រើប្រាស់ / Consumer price index

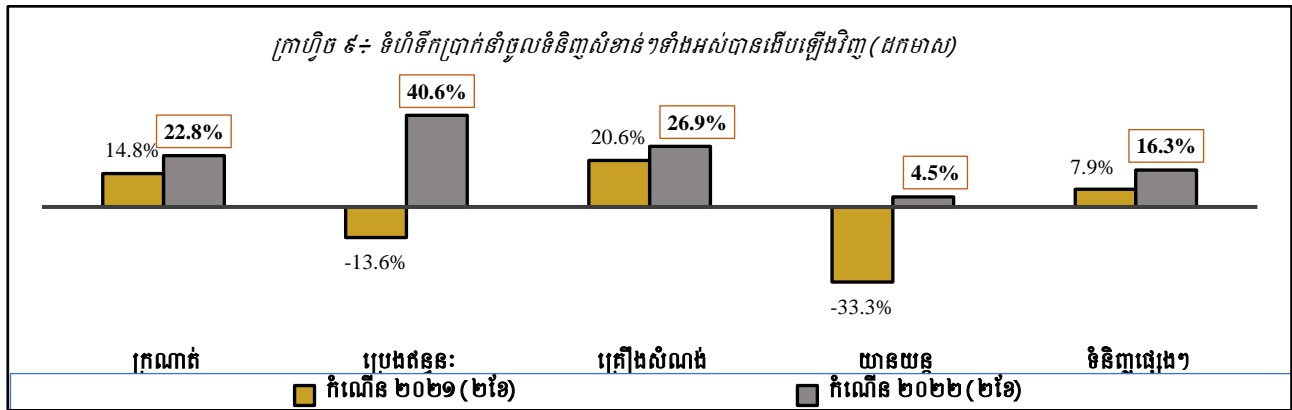


ប្រភព: វិទ្យាស្ថានជាតិស្ថិតិ

១.២. វិស័យពាណិជ្ជកម្ម / Trade

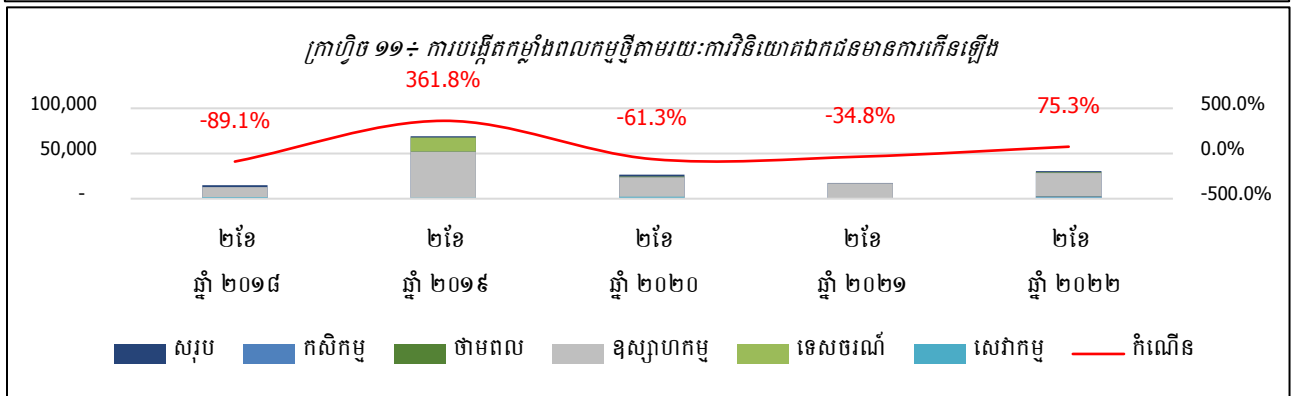
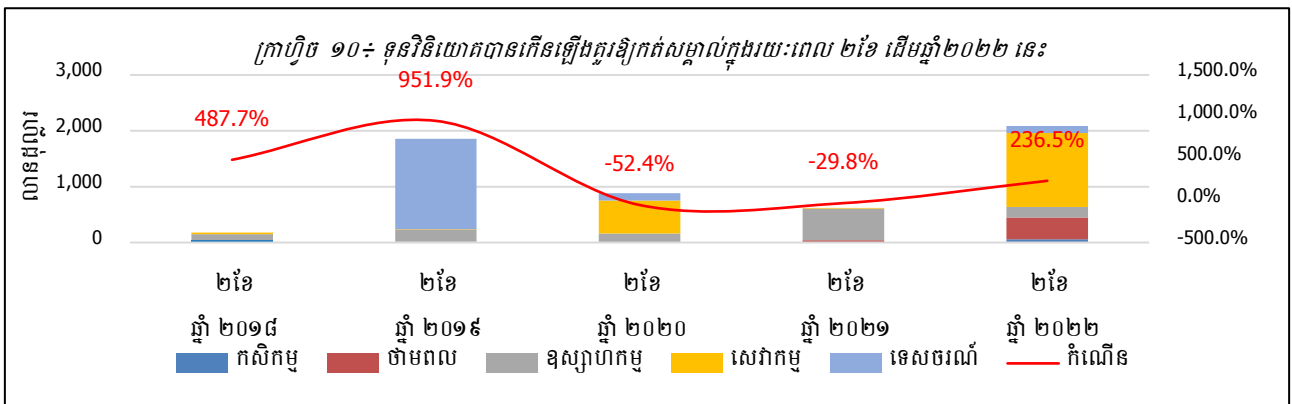






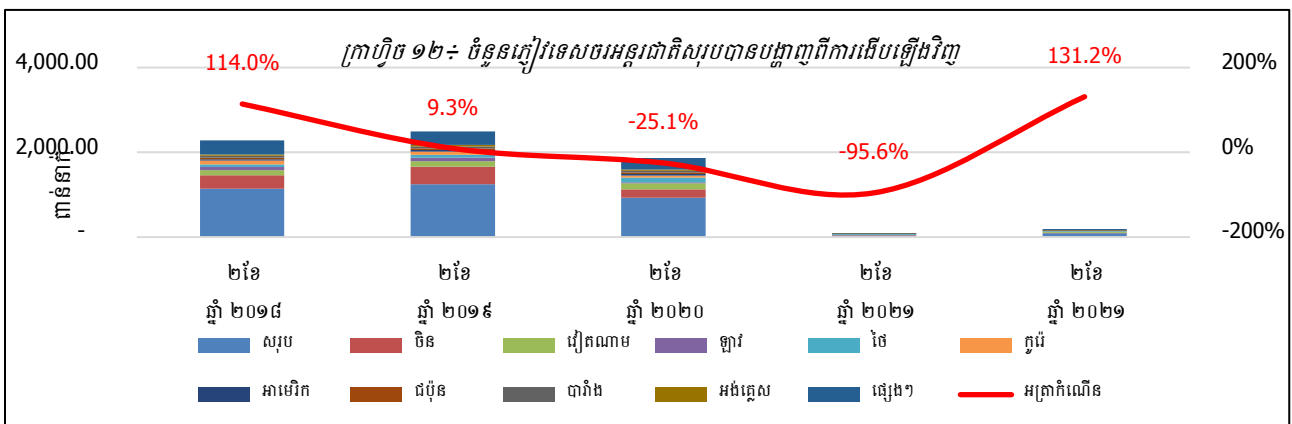
ប្រភព៖ ស្ថិតិទំហំពាណិជ្ជកម្មអន្តរជាតិ, អគ្គនាយកដ្ឋានគយនិងរដ្ឋាករកម្ពុជា

១.៣. ស្ថានភាពវិនិយោគ / Investment



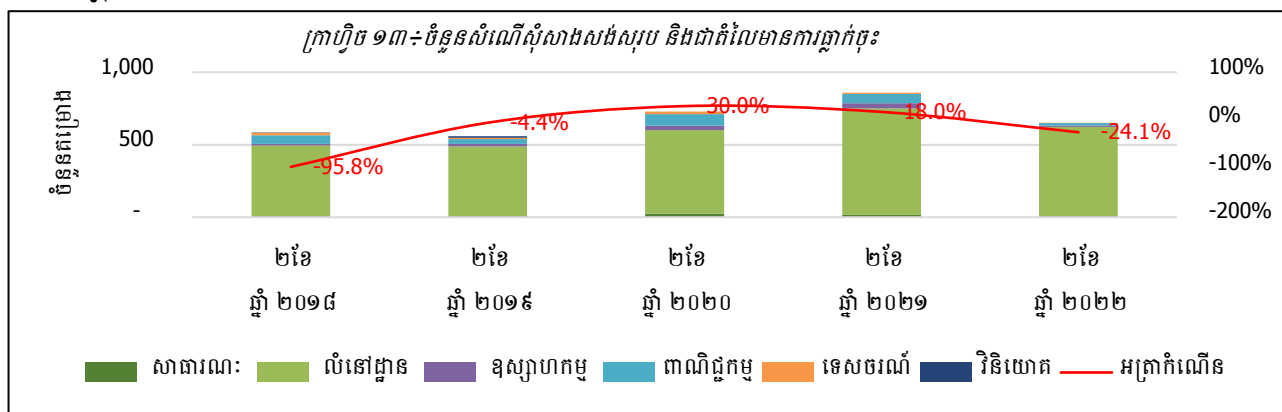
ប្រភព៖ ក្រុមប្រឹក្សាអភិវឌ្ឍន៍កម្ពុជា

១.៤. វិនិយោគទេសចរណ៍ / Tourism



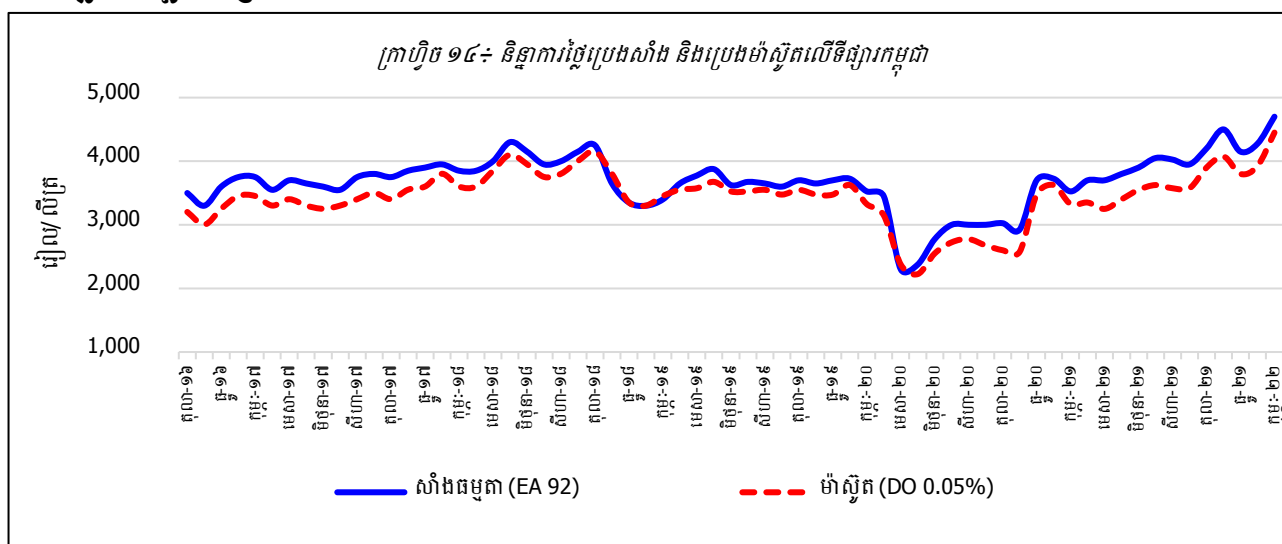
ប្រភព៖ ក្រសួងទេសចរណ៍

១.៥. ស្ថានភាពសំណង់ / Construction

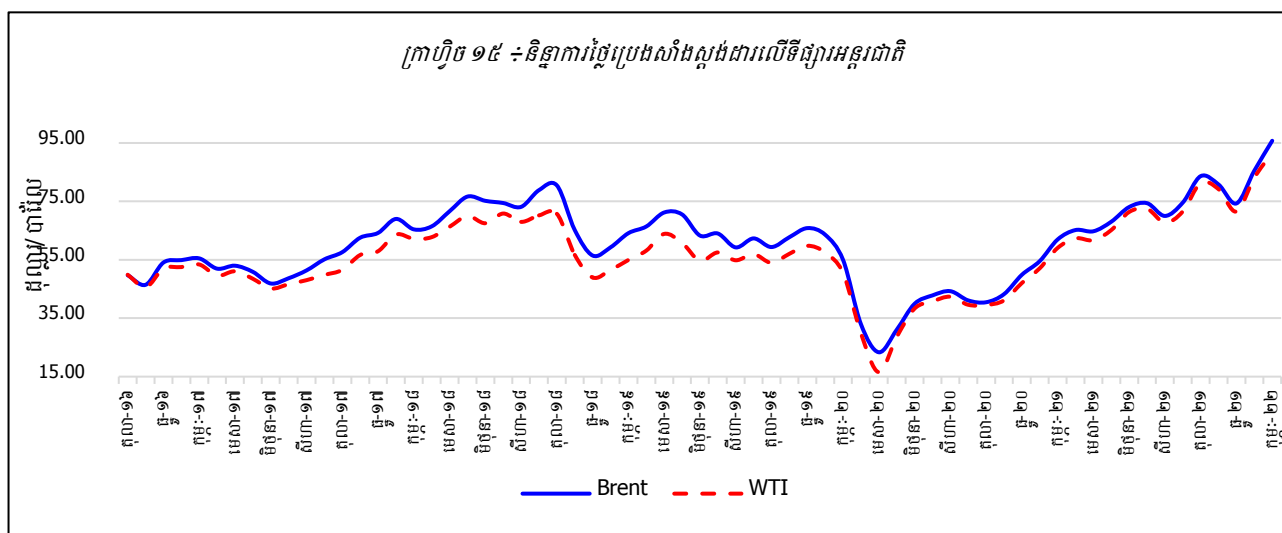


ប្រភព ÷ ក្រសួងរៀបចំដែនដី នគរូបនីយកម្ម និងសំណង់

២. តម្លៃទំនិញសំខាន់ៗ / Commodity prices

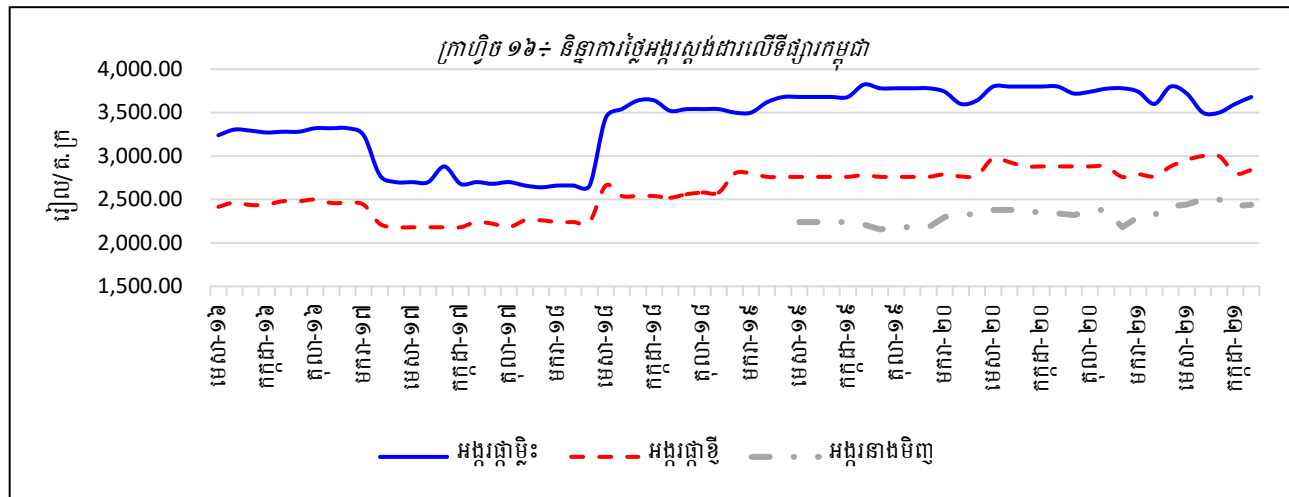


ប្រភព ÷ ក្រសួងពាណិជ្ជកម្ម

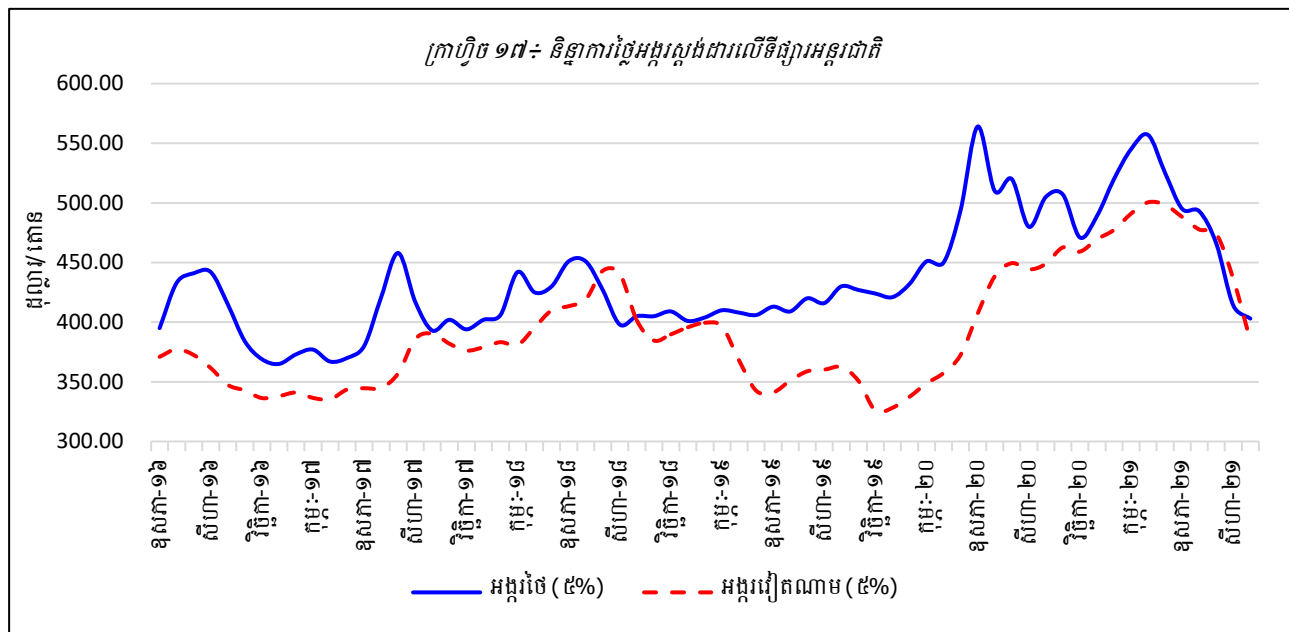


ប្រភព ÷ ធនាគារពិភពលោក (Pink Sheet)

២.២. ថ្លៃអង្ករ៖

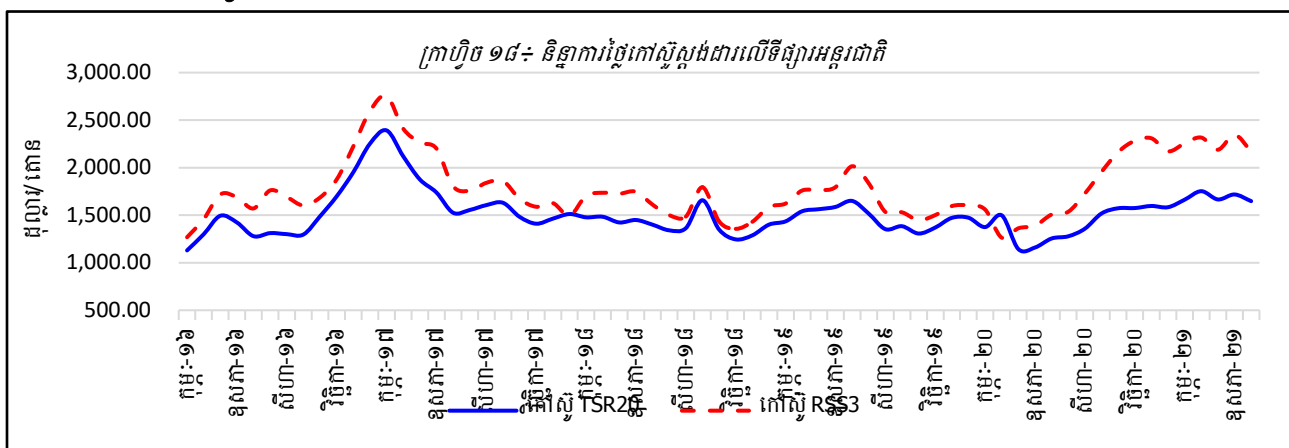


ប្រភព៖ ក្រសួងពាណិជ្ជកម្ម



ប្រភព៖ World Bank (Pink Sheet)

២.៣. ថ្លៃកៅស៊ូ៖



ប្រភព៖ World Bank (Pink Sheet)

Prepared by Statistics and Economic Analysis Department

General Department of Policy

Ministry of Economy and Finance

Contacts:

Tel: 017 366 553, 010 713 459

Working Hours: 7:00 AM - 11:00 AM, and 14:00 PM - 17:00 PM

Noted:

The responsibility for opinions expressed in this publication rests solely with the working team of the General Department.

The publication does not constitute an endorsement by Ministry of Economy and Finance or Royal Government of Cambodia.