

Socio-Economic Trends

January 2022

Contents

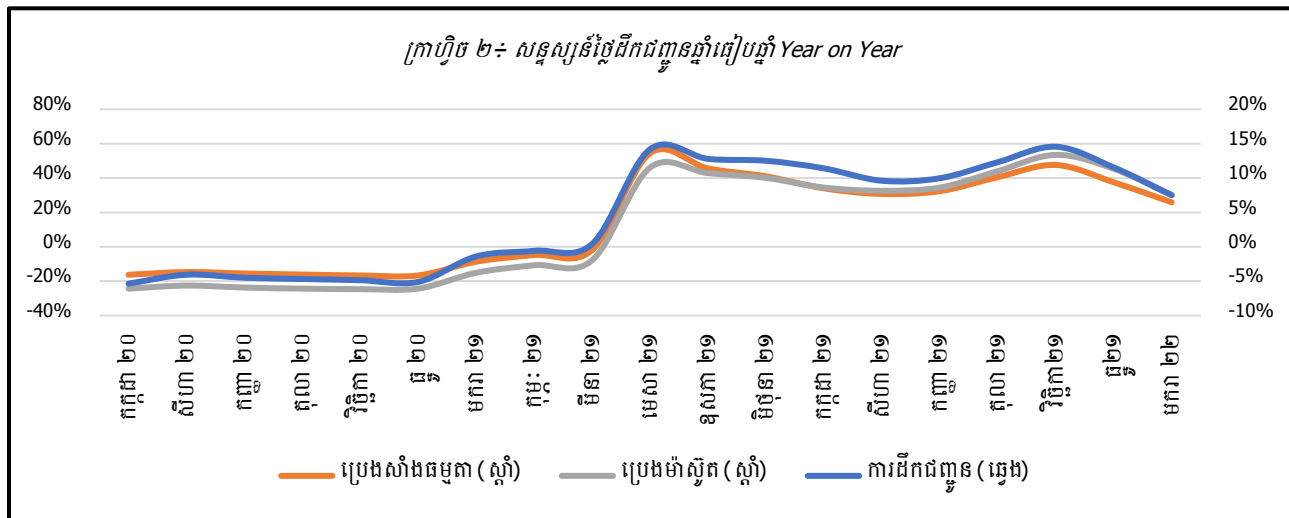
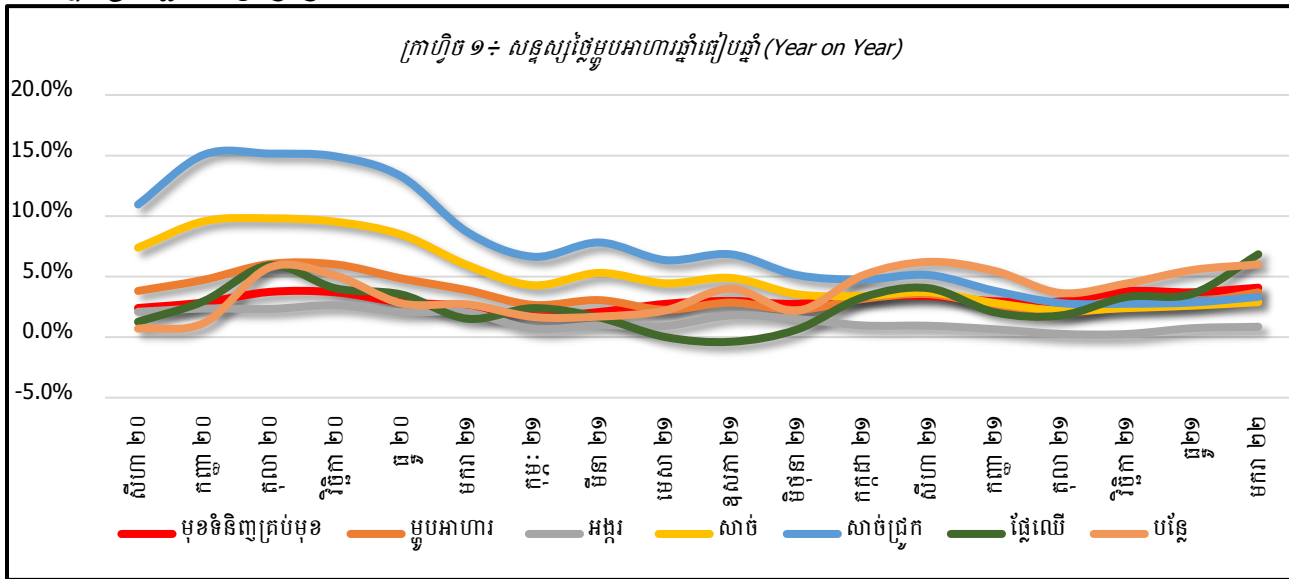
Executive summary	1
1. Cambodia economic trends	2
1.1. Consumer Price Index	2
1.2. Trade	2
1.3. Private investment	4
1.5. Tourism	4
1.4. Construction	5
2. International commodity prices	5
2.1. Crude oil price: Brent, WTI, Dubai	5
2.2. Rice price: 5%, 25%, 100% broken	6
2.3. Rubber price: TSR20, RSS3	7

Executive summary

1. In January 2022, Cambodia's Economy has gained momentum to gradually bound back to normal, but it has not yet reached the growth before Covid-19. Specifically, the trade performance has shown positive growth, reflecting the economic activities are getting better momentum. In 2022, the economy is projected to have positive growth, supported by a continued increase in external demand and a gradual rebound of investment sentiment as the Pandemic situation is under control. In addition, "Strategic Framework and Programs for Economic Recovery in the Context of Living with Covid-19 in a New Normal 2021-2023" is expected to accelerate key growth drivers such as garment, non-garment, tourism and agriculture.
2. In January 2022, commodity prices in (1) Cambodia Market: the average price of gasoline was 4,275 riel/liter, increased by 3.0%, and the average price of diesel was 3,925 riel/liter increased by 3.3% compared to the previous month and (2) International market: the average price of crude oil (Brent) was 85.5 dollars/barrel increased by 15.1% and the average price of Crude oil of WTI was 83.1 dollars/barrel increased by 16.2% compared to the previous month.
3. In January 2022, Cambodia's total export (excluding gold) achieved a total amount of 1,639 million dollars increased by 22.1% compared to the same period last year, driven by the increase of garments, bicycles, and other export goods. Meanwhile, the total import value (excluding gold) achieved 2,210 million dollars increased by 23% compared to last year, mainly due to the increase of fabric imports, construction equipment, petroleum, and other products.
4. In January 2022, total international tourist arrivals achieved 45 thousand people, which increased by 117.5% compared to the same period last year. The increase of the international tourists is due to the increase of Thai Tourists and Vietnamese tourists. Meanwhile, Chinese tourists still continue to decline.
5. In January 2022, a total number of construction proposals reached 213 projects, declined by 245 projects, with a value of 36 million dollars, declined by 23.4% of which the constructions proposals for housing accounted for 193 projects (90.6% of the total construction proposals) declined by 202 projects compared the same period last year.
6. In January 2022, the total investment projects have achieved 23 projects declined by 10 projects and possibly created approximately 20 thousand new jobs, increased by 67.0% and worth a total investment value of 2 million dollars increased by 261.7% compared to the same period last year.
7. In January 2022, according to National Institution of Statistics (NIS), the Consumer price index increased by 4.1% compared to the same period last year. The increase of overall CPI was driven by the increase of price index of food (year on year) by 3.6%, Clothing and Footwear 7.2%, Housing, Water, Electricity, Gas and Other Fuels 6.4%, transport 7.5% and Miscellaneous Goods and Services 4.0%

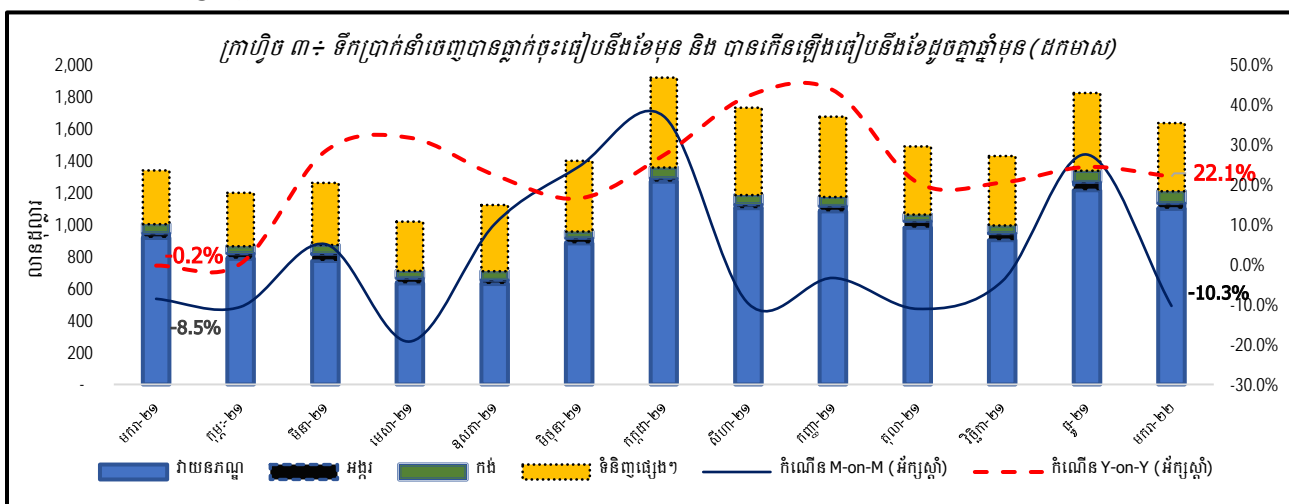
១. ទិដ្ឋភាពសេដ្ឋកិច្ចកម្ពុជា / Cambodia economic trends

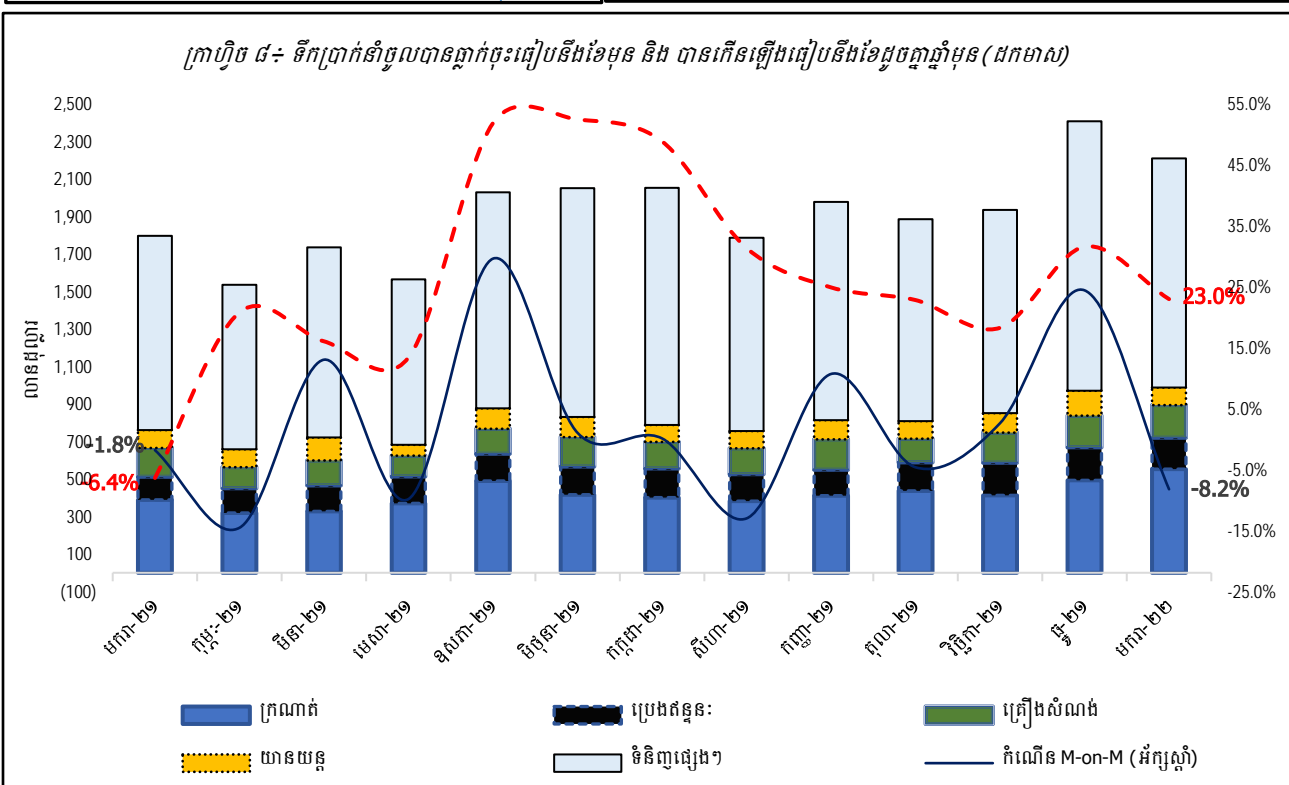
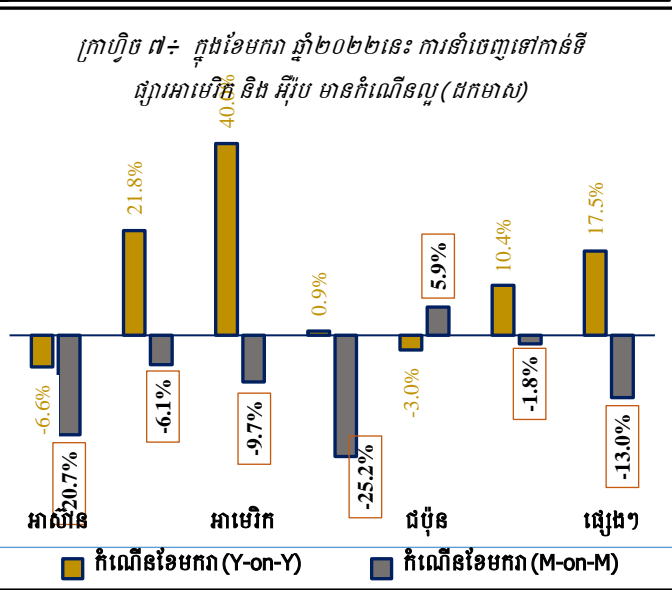
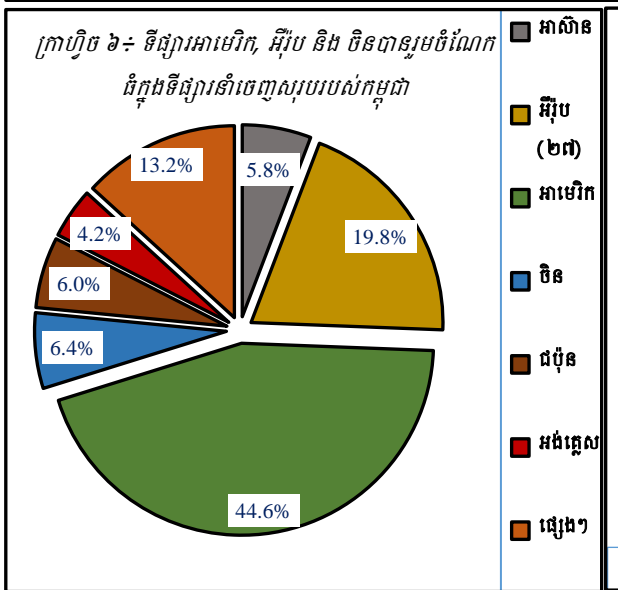
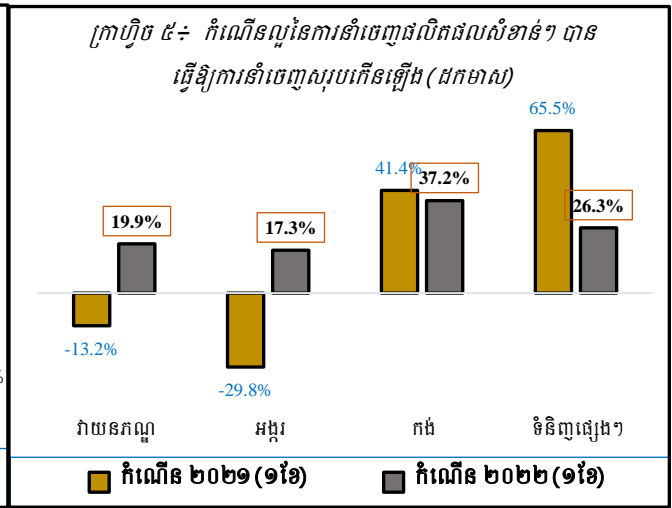
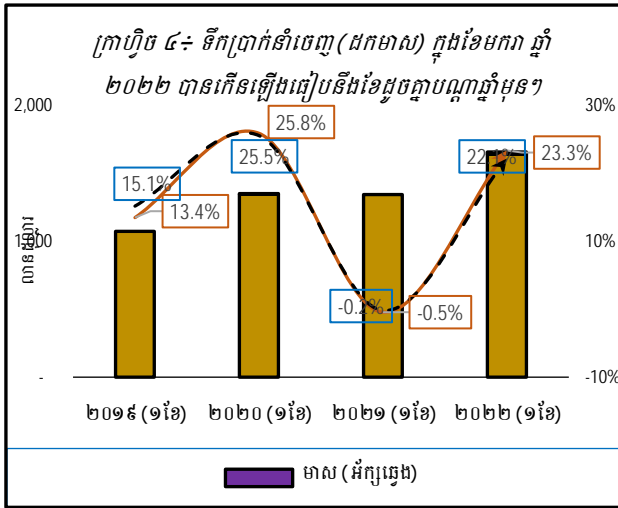
១.១. សន្ទស្សន៍ថ្លៃទំនិញប្រើប្រាស់ / Consumer price index

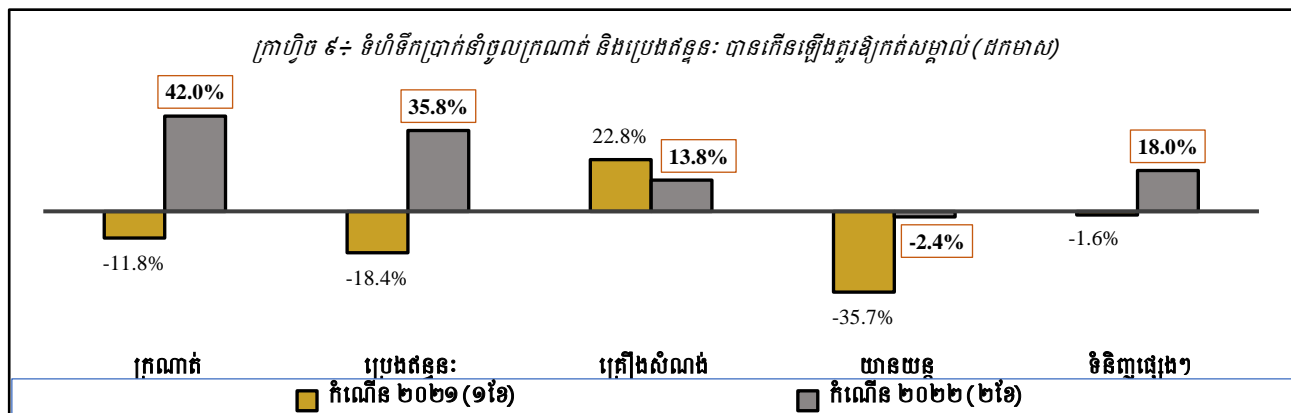


ប្រភព: វិទ្យាស្ថានជាតិស្ថិតិ

១.២. វិស័យពាណិជ្ជកម្ម / Trade

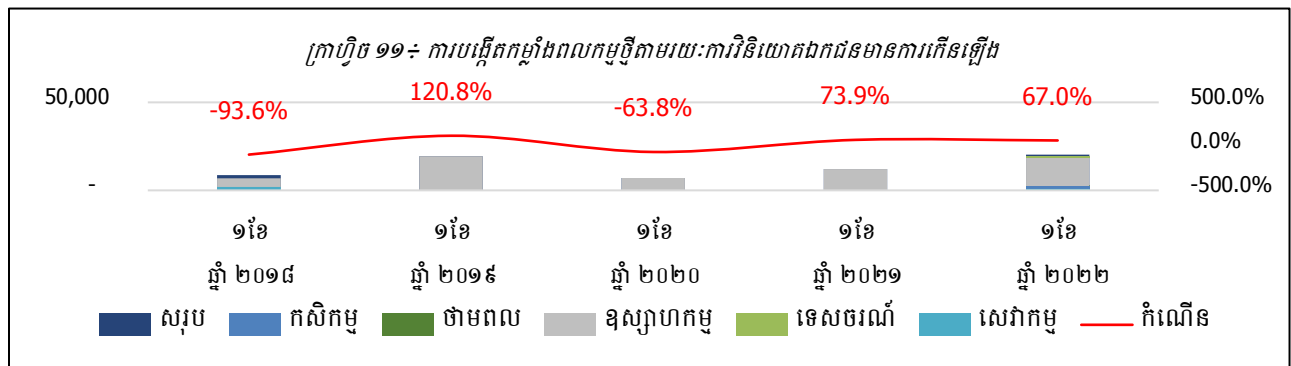
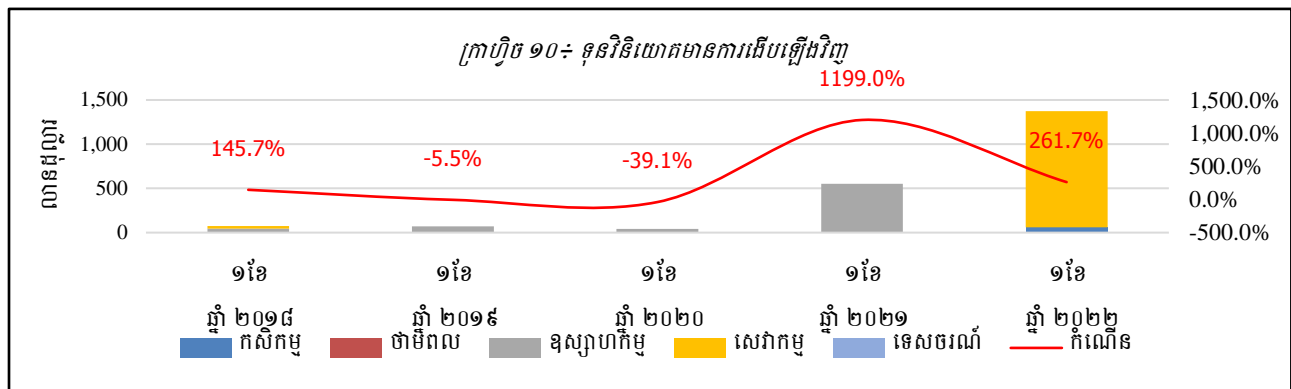






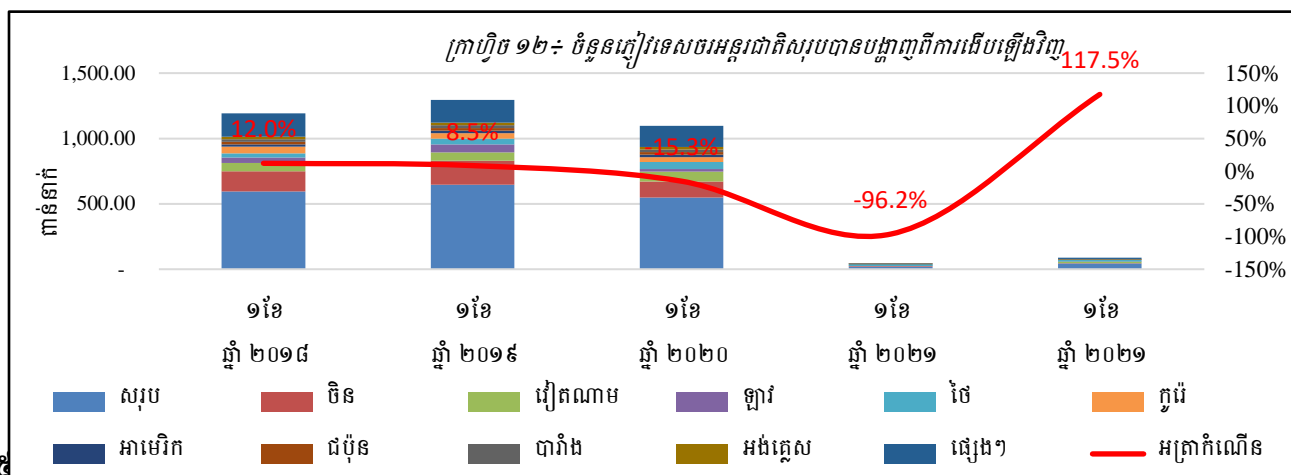
ប្រភព៖ ស្ថិតិទំហំពាណិជ្ជកម្មអន្តរជាតិ, អគ្គនាយកដ្ឋានឥរិយាបថកម្ពុជា

១.៣. ស្ថានភាពវិនិយោគ / Investment



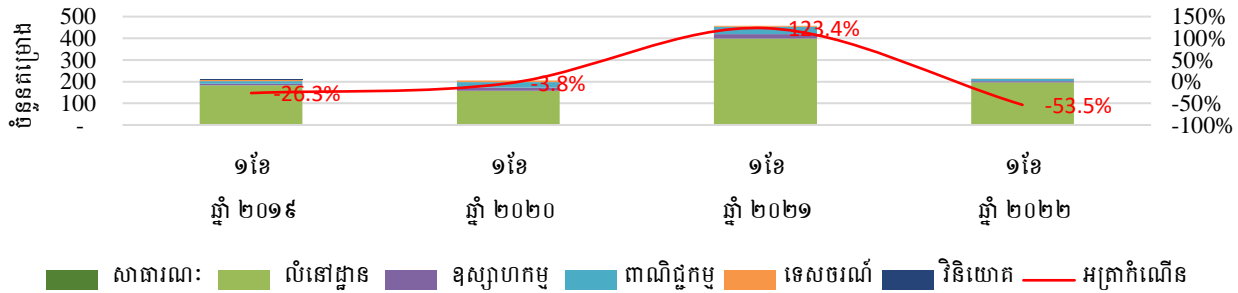
ប្រភព៖ ក្រុមប្រឹក្សាអភិវឌ្ឍន៍កម្ពុជា

១.៤. វិនិយោគទេសចរណ៍ / Tourism



ប្រភព៖ ក្រសួងទេសចរណ៍

ក្រាហ្វិច ១៣៖ ចំនួនសំណើសុំសាងសង់សរុបនិងតម្លៃមានការធ្លាក់ចុះ

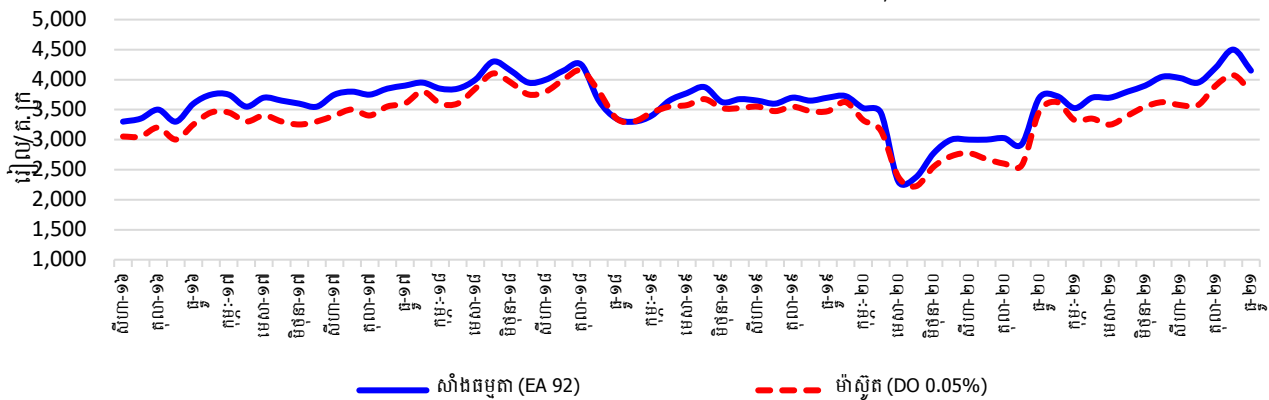


ប្រភព៖ ក្រសួងរៀបចំដែនដី នគរូបនីយកម្ម និងសំណង់

២. ទិដ្ឋភាពផ្ទៃទីទិញសំខាន់ៗ / Commodity prices

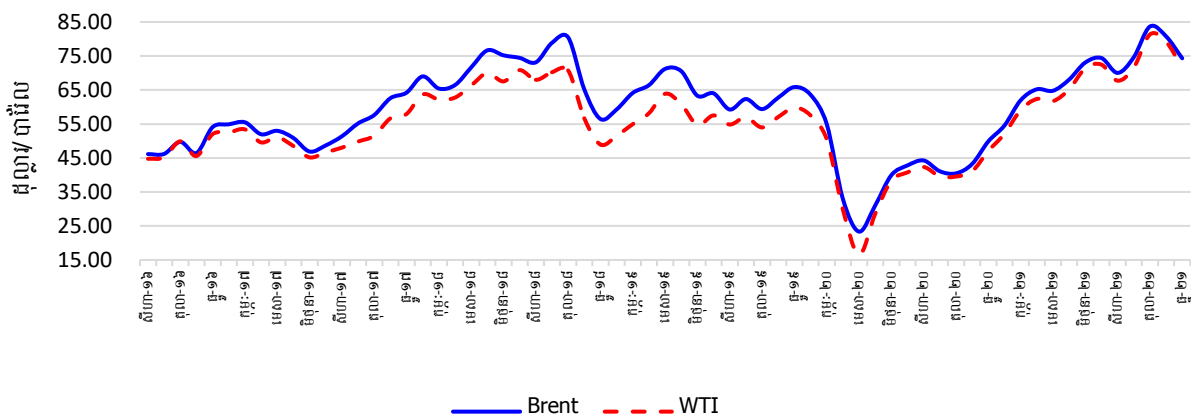
២.១. ថ្លៃប្រេង៖

ក្រាហ្វិច ១៤៖ ទិដ្ឋភាពថ្លៃប្រេងសាំង និងប្រេងម៉ាស៊ូតលើទីផ្សារកម្ពុជា



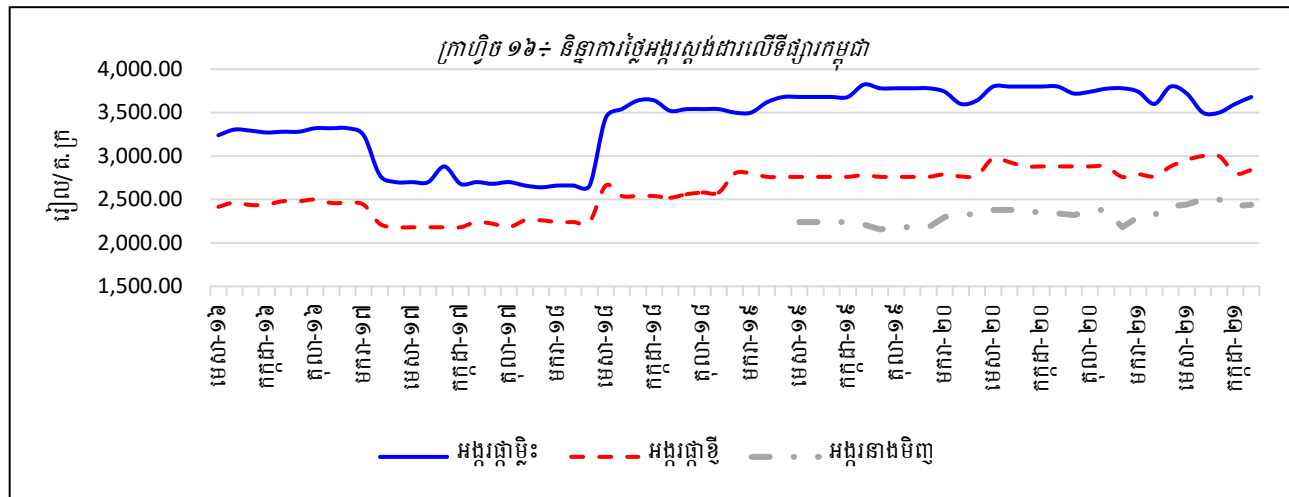
ប្រភព៖ ក្រសួងពាណិជ្ជកម្ម

ក្រាហ្វិច ១៥ ៖ ទិដ្ឋភាពថ្លៃប្រេងសាំងស្តង់ដារលើទីផ្សារអន្តរជាតិ

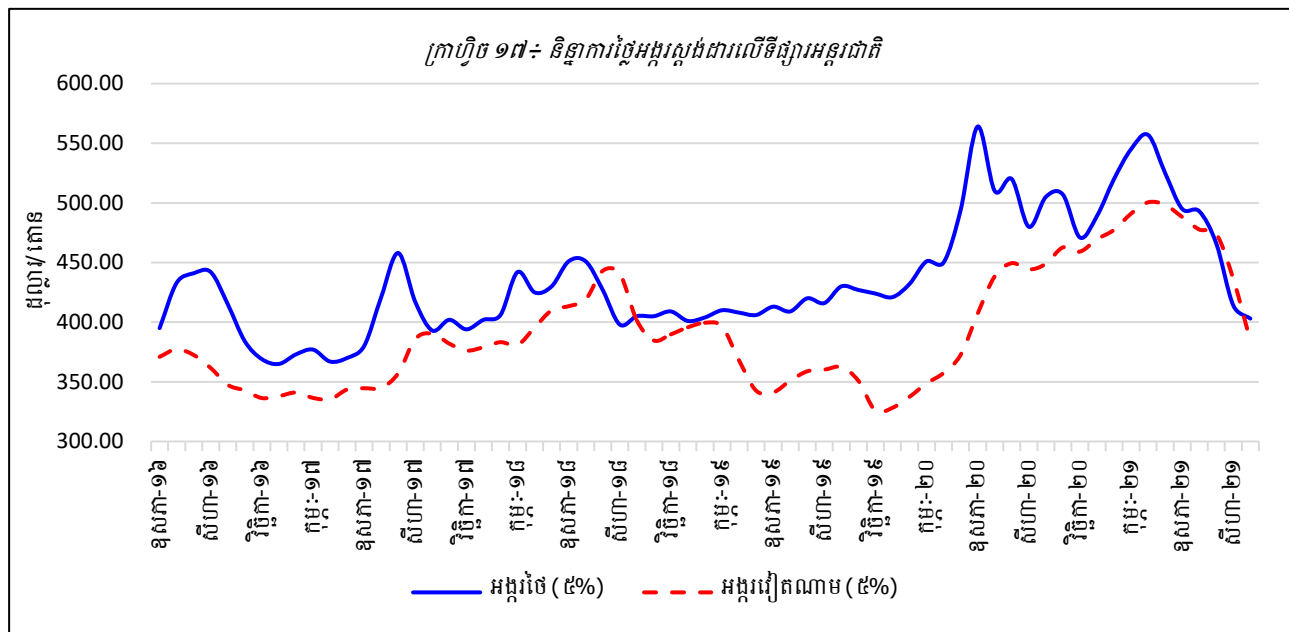


ប្រភព៖ ធនាគារពិភពលោក (Pink Sheet)

២.២. ថ្លៃអង្ករ៖

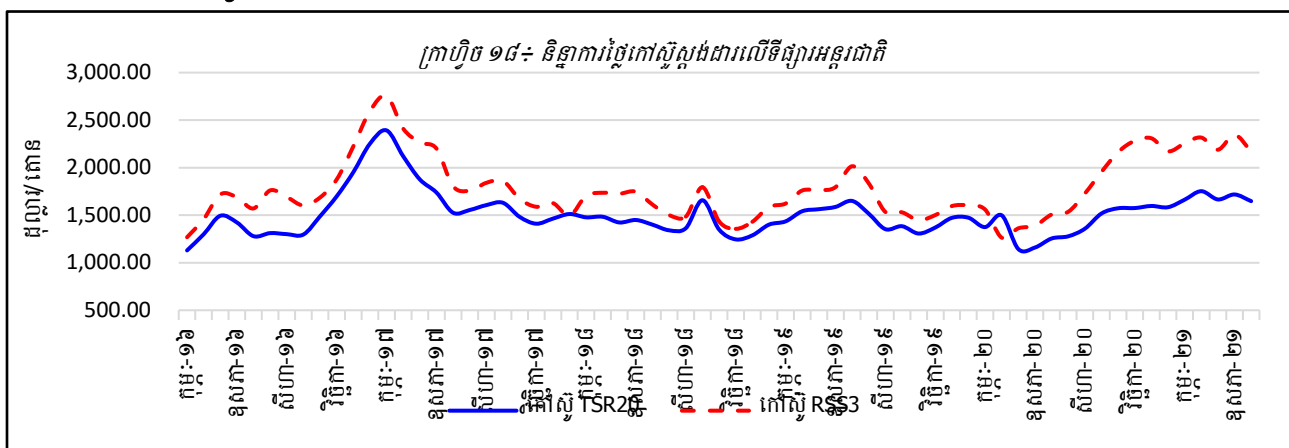


ប្រភព៖ ក្រសួងពាណិជ្ជកម្ម



ប្រភព៖ World Bank (Pink Sheet)

២.៣. ថ្លៃកៅស៊ូ៖



ប្រភព៖ World Bank (Pink Sheet)

*Prepared by Statistics and Economic Analysis Department
General Department of Policy
Ministry of Economy and Finance*

Contacts:

Tel: 017 366 553, 010 713 459

Working Hours: 7:00 AM - 11:00 AM, and 14:00 PM - 17:00 PM

Noted:

The responsibility for opinions expressed in this publication rests solely with the working team of the General Department.

The publication does not constitute an endorsement by Ministry of Economy and Finance or Royal Government of Cambodia.