

Socio-Economic Trends

Annual 2021

Contents

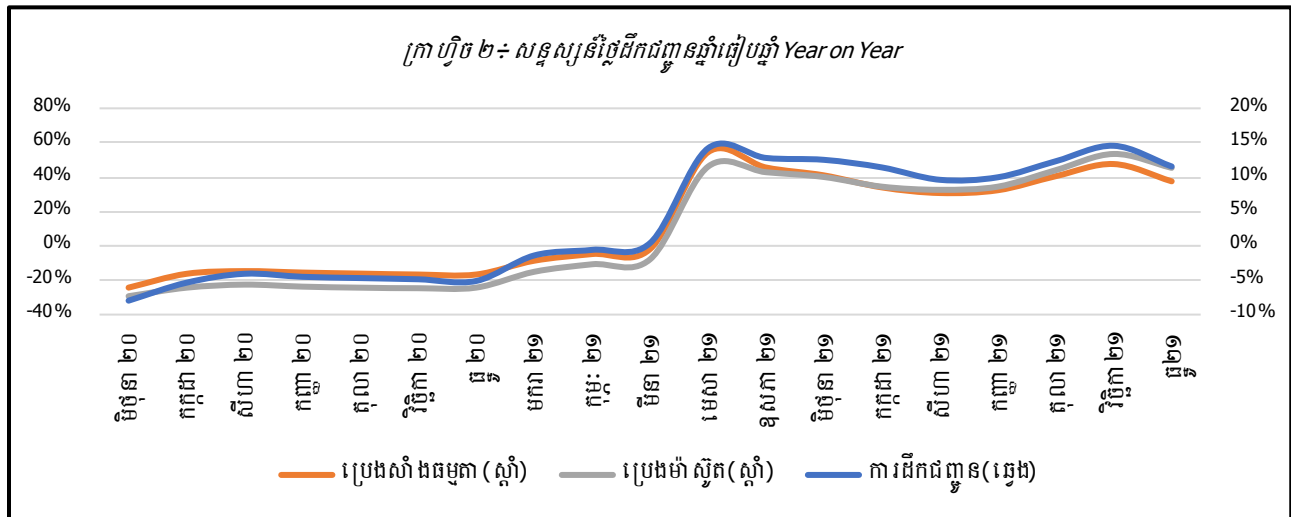
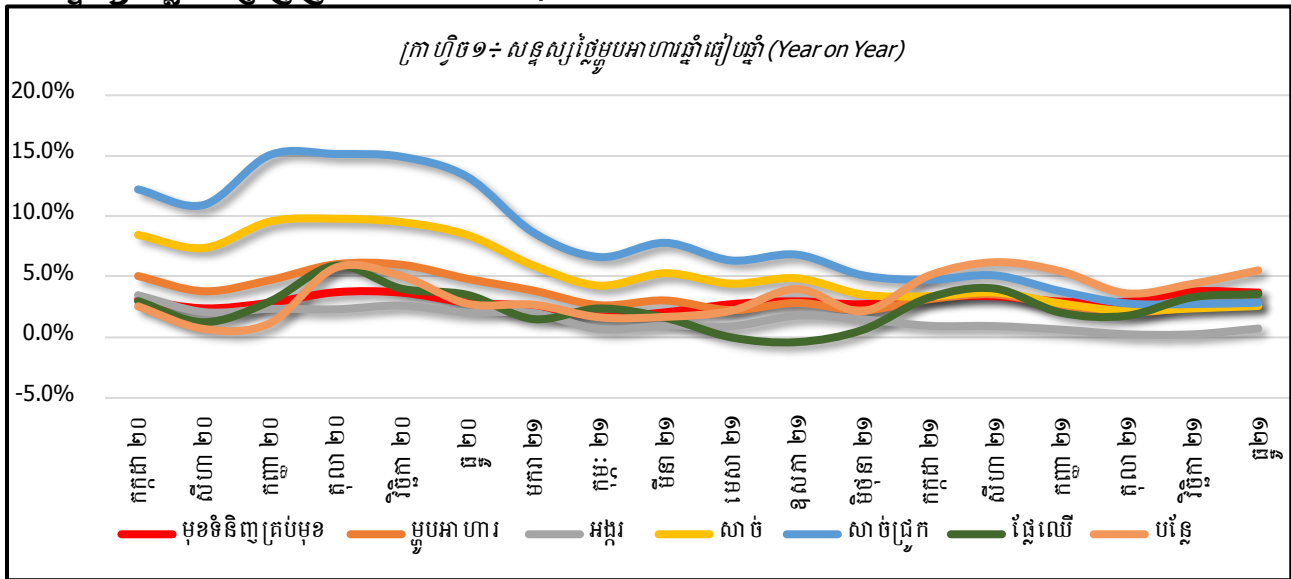
Executive summary	1
1. Cambodia economic trends	2
1.1. Consumer Price Index	2
1.2. Trade	2
1.3. Private investment	4
1.5. Tourism	4
1.4. Construction	5
2. International commodity prices	5
2.1. Crude oil price: Brent, WTI, Dubai	5
2.2. Rice price: 5%, 25%, 100% broken	6
2.3. Rubber price: TSR20, RSS3	7

Executive summary

1. In 2021, Cambodia's Economy has shown its way back to normal, but it still hasn't reached the point before Covid-19. After getting impacted by the Pandemic especially **"February 20th 2021 Community Incident"**, main sectors of Cambodia Economic growth have faced pressures of which international tourist arrivals, activities in the construction sector and foreign investment have continued to decline. However, the non-garment export especially bicycles, electronics assembly, wooden products, and agricultural products have still continued to keep momentum and the garment export has continued to recover. Overall, Cambodia's economy is expected to have a positive increase in 2021 due to the recovery of the global economy, Cambodia's trade partners, the success of wide vaccination to Cambodian people, the effective RGC's Guidelines **"3 don't 3 do"**, the increase of demands on agricultural products, and the possibility of garment factory relocations and purchase orders from Myanmar to Cambodia.
2. In December 2021, commodity prices in (1) Cambodia Market: the average price of gasoline was 4,150 riel/liter declined by 7.8%, and the average price of diesel was 3,800 riel/liter declined by 6.7% compared to the previous month and (2) International market: the average price of crude oil (Brent) was 74.3 dollars/barrel decreased by 8.0% and the average price of Crude oil of WTI was 71.5 dollars/barrel decreased by 9.7% compared to the previous month.
3. In 2021, Cambodia's total export (excluding gold) achieved a total amount of 17,440 million dollars increased by 22.8% compared to the same period last year, driven by the increase of garments, bicycles, and other export goods including furniture, rubber, furskins, solar, electronics and electronic parts, bananas, wires and cables, sugar, other agricultural products, cassava, mango and so on. Meanwhile, the total import value (excluding gold) achieved 22,762 million dollars increased by 25.9% compared to last year, mainly due to the increase of fabric imports, construction equipment, petroleum, and other products.
4. In 2021, total international tourist arrivals achieved 196 thousand people, which declined by 85.0% compared to the same period last year. In addition, Chinese tourists achieved around 46 thousand people (23.3% of the total international tourist arrivals) declined by 86.1%.
5. In 2021, a total number of construction proposals reached 4,303 projects, declined by 538 projects, with a value of 5,580 million dollars, declined by 28.0% of which the constructions proposals for housing accounted for 3,720 projects (86.5% of the total construction proposals) declined by 366 projects compared the same period last year.
6. In 2021, the total investment projects have achieved 108 projects declined by 46 projects and possibly created approximately 90 thousand new jobs declined by 25.5% and worth a total investment value of 1,719 million dollars decreased by 72.6% compared to the same period last year.
7. In December 2021, according to National Institution of Statistics (NIS), the Consumer price index increased by 3.7% compared to the same period last year. The increase of overall CPI was driven by the increase of price index of food (year on year) by 2.8, Clothing and Footwear 6.5%, Housing, Water, Electricity, Gas and Other Fuels 5.6%, transport 11.5% and Miscellaneous Goods And Services 5.1%

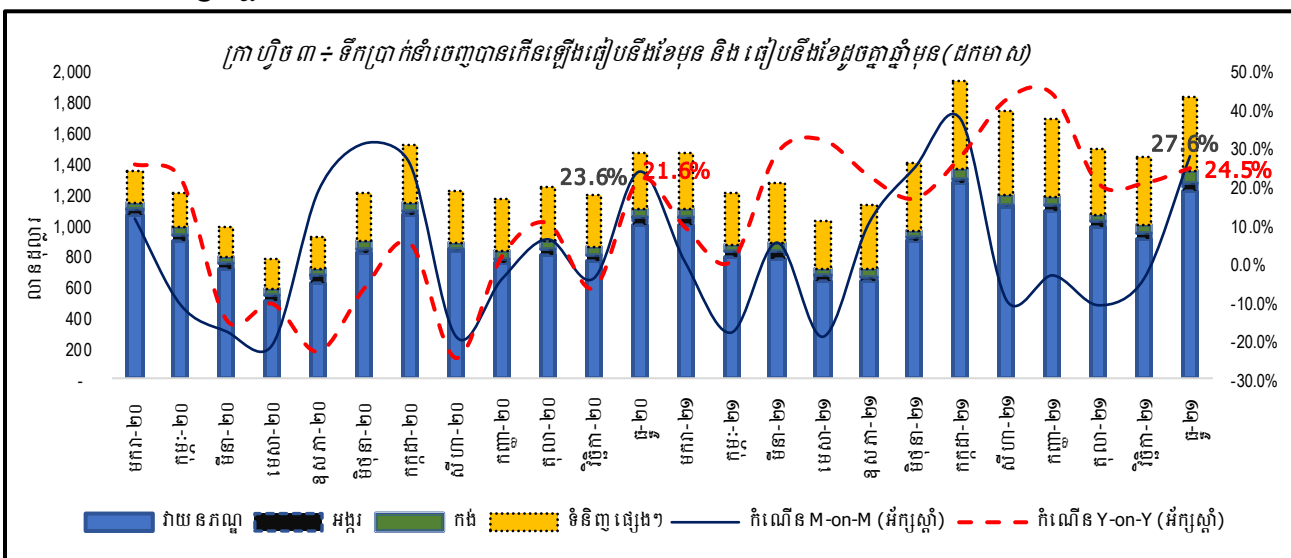
១. ទិដ្ឋភាពសេដ្ឋកិច្ចកម្ពុជា / Cambodia economic trends

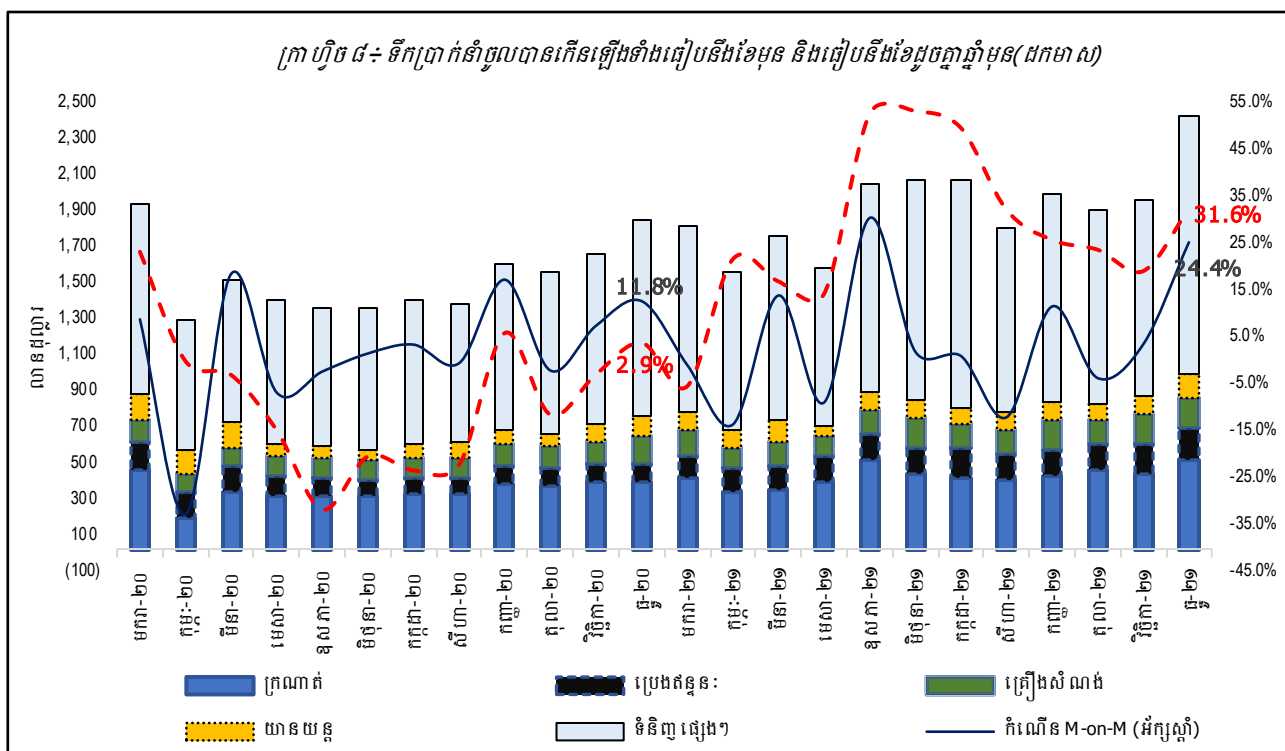
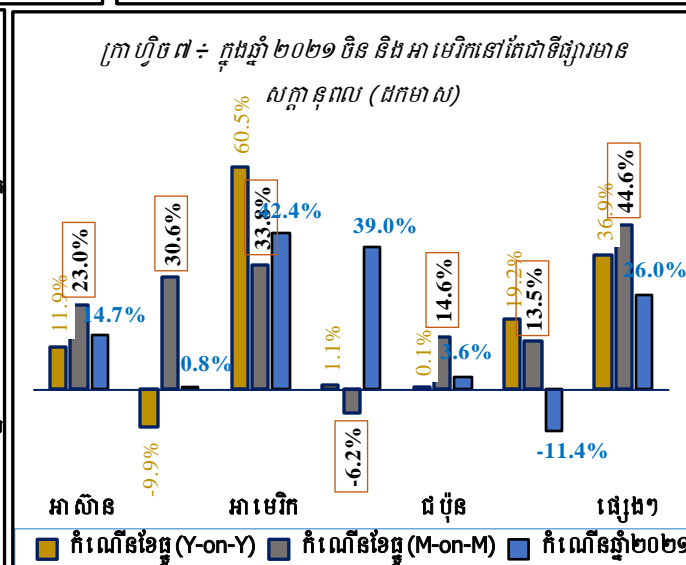
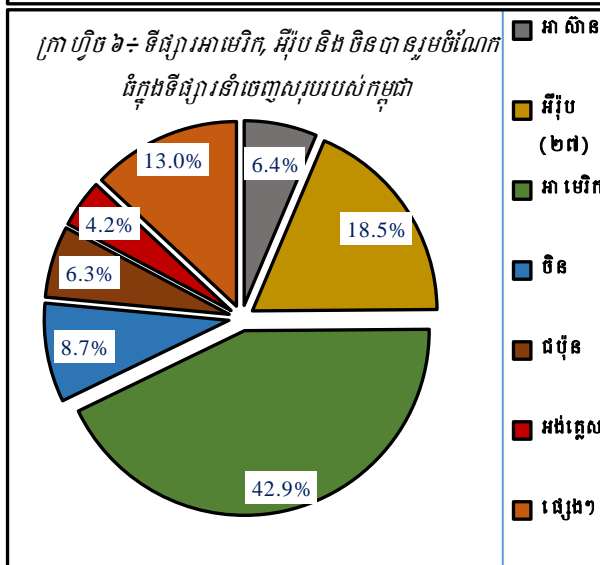
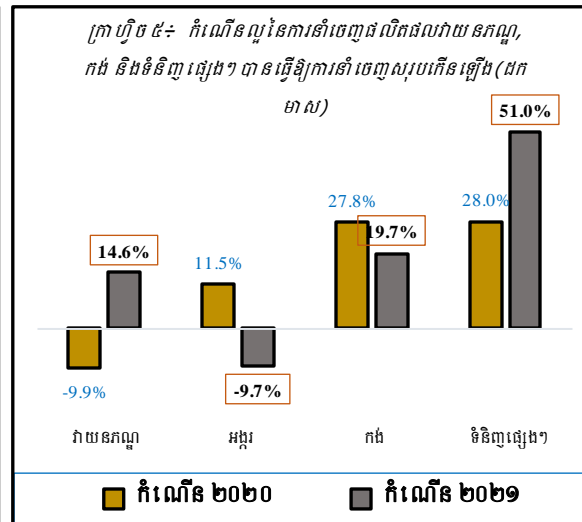
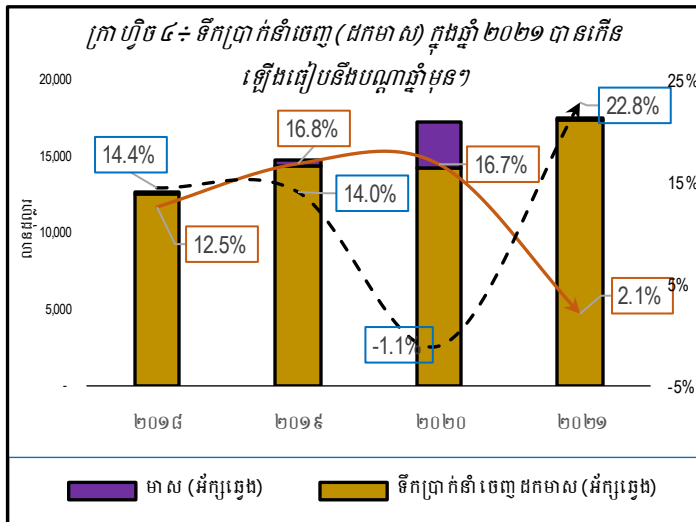
១.១. សន្ទស្សន៍ថ្លៃទំនិញប្រើប្រាស់ / Consumer price index

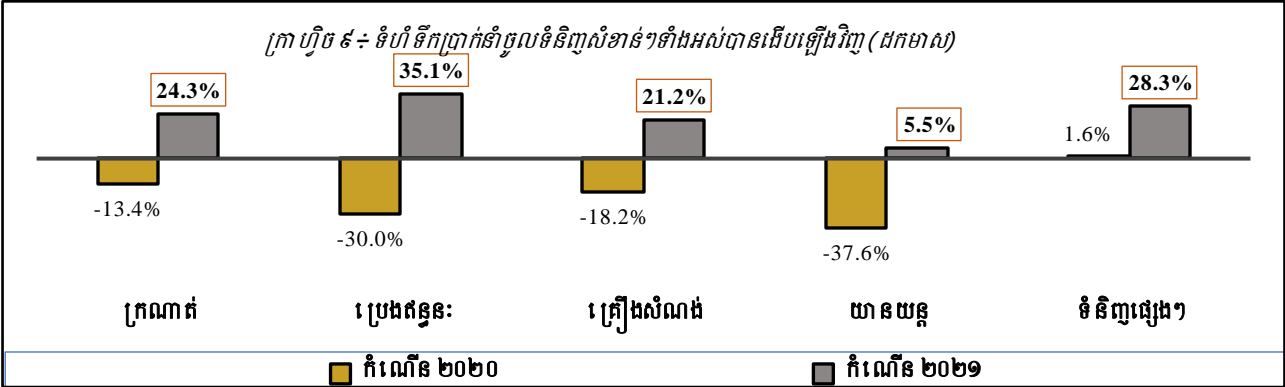


ប្រភព: វិទ្យាស្ថានជាតិស្ថិតិ

១.២. វិស័យពាណិជ្ជកម្ម / Trade

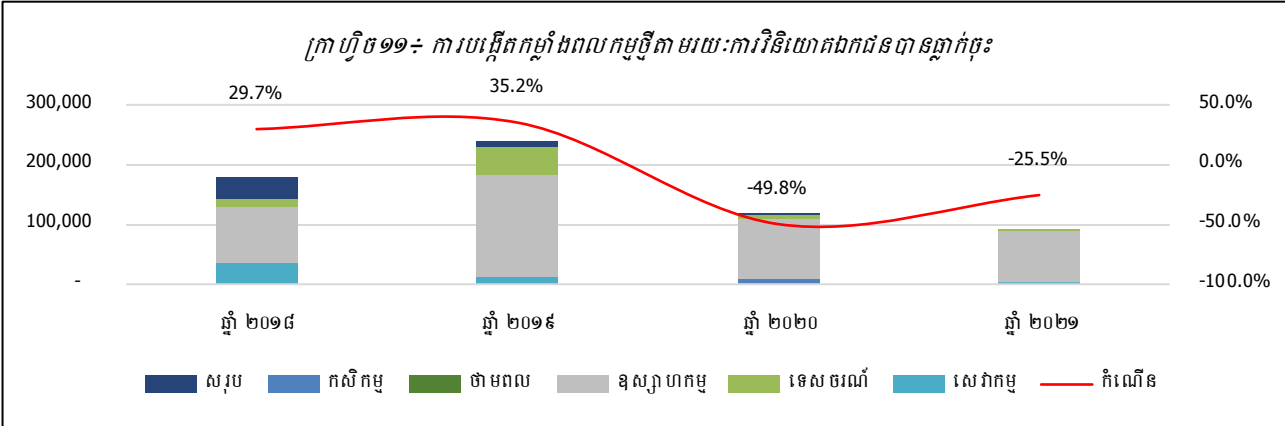
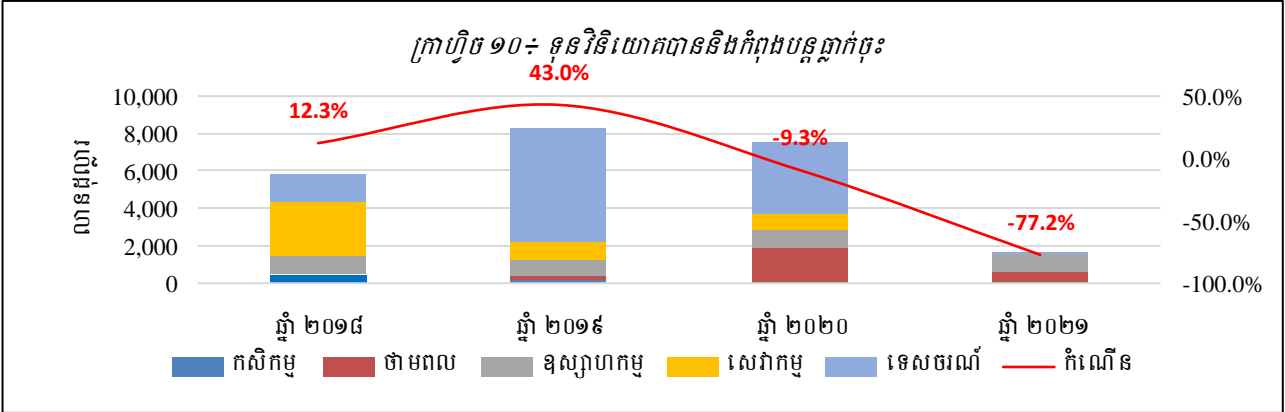






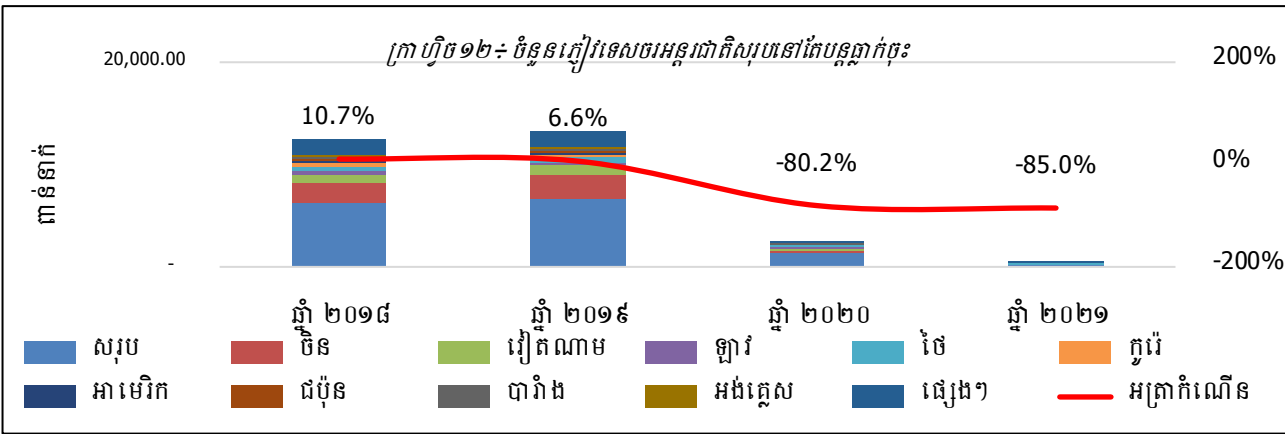
ប្រភព÷ ស្ថិតិទំហំពាណិជ្ជកម្មអន្តរជាតិ, អគ្គនាយកដ្ឋានគយនិងរដ្ឋាករកម្ពុជា

១.៣. ស្ថានភាពវិនិយោគ / Investment



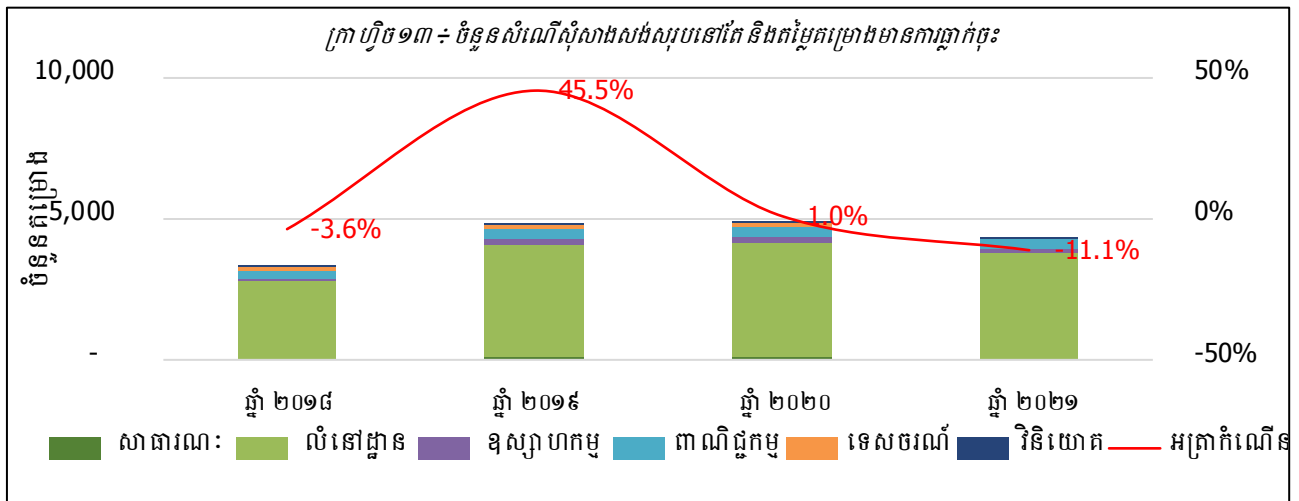
ប្រភព÷ ក្រុមប្រឹក្សាអភិវឌ្ឍន៍កម្ពុជា

១.៤. វិស័យទេសចរណ៍ / Tourism



ប្រភព÷ ក្រសួងទេសចរណ៍

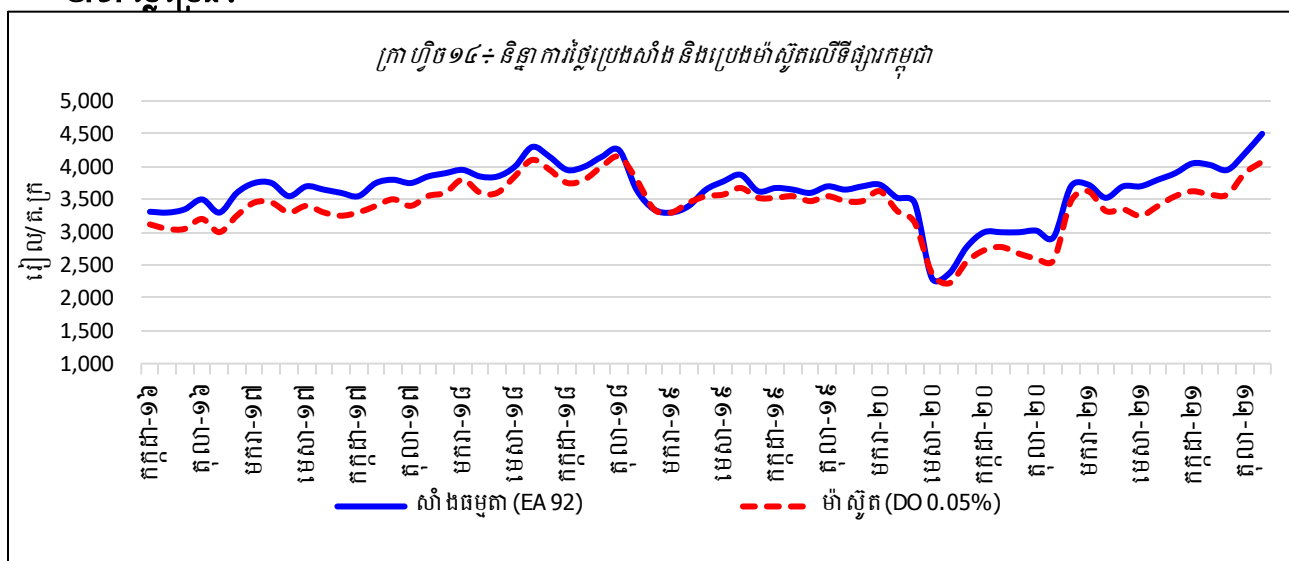
១.៥. ស្ថានភាពសំណង់ / Construction



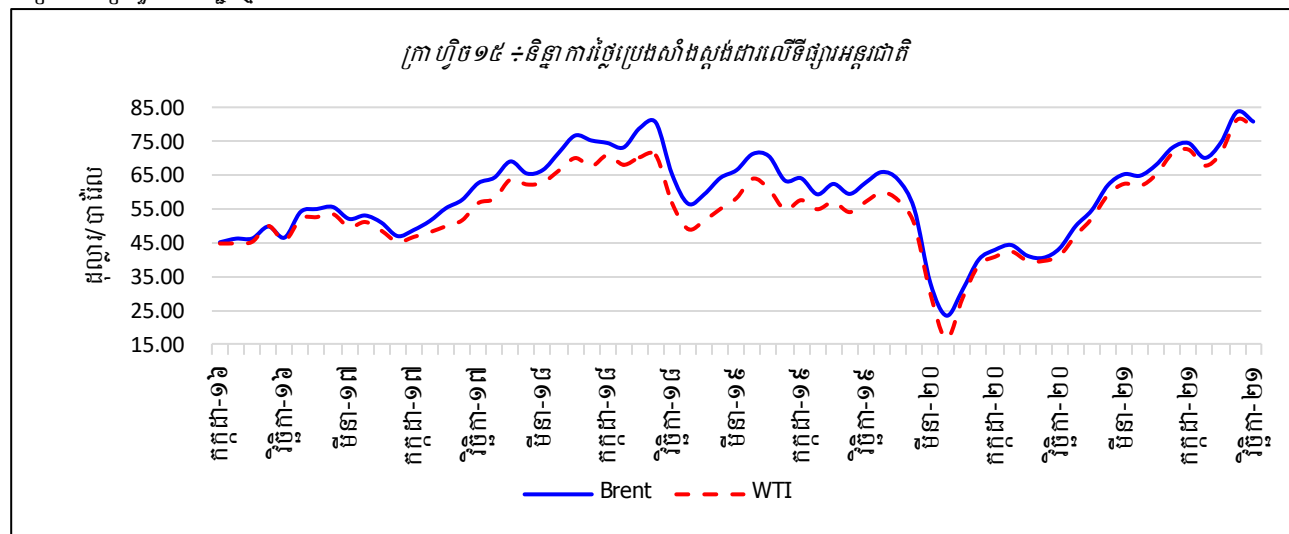
ប្រភព៖ ក្រសួងរៀបចំដែនដី នគរូបនីយកម្ម និងសំណង់

២. ទិដ្ឋភាពថ្លៃទំនិញសំខាន់ៗ / Commodity prices

២.១. ថ្លៃប្រេង៖

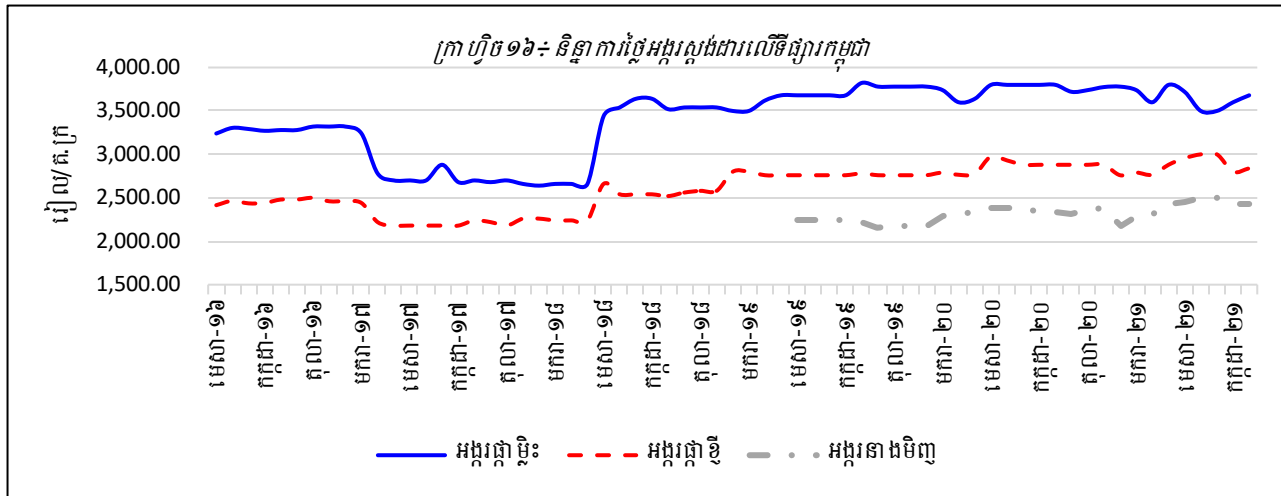


ប្រភព៖ ក្រសួងពាណិជ្ជកម្ម

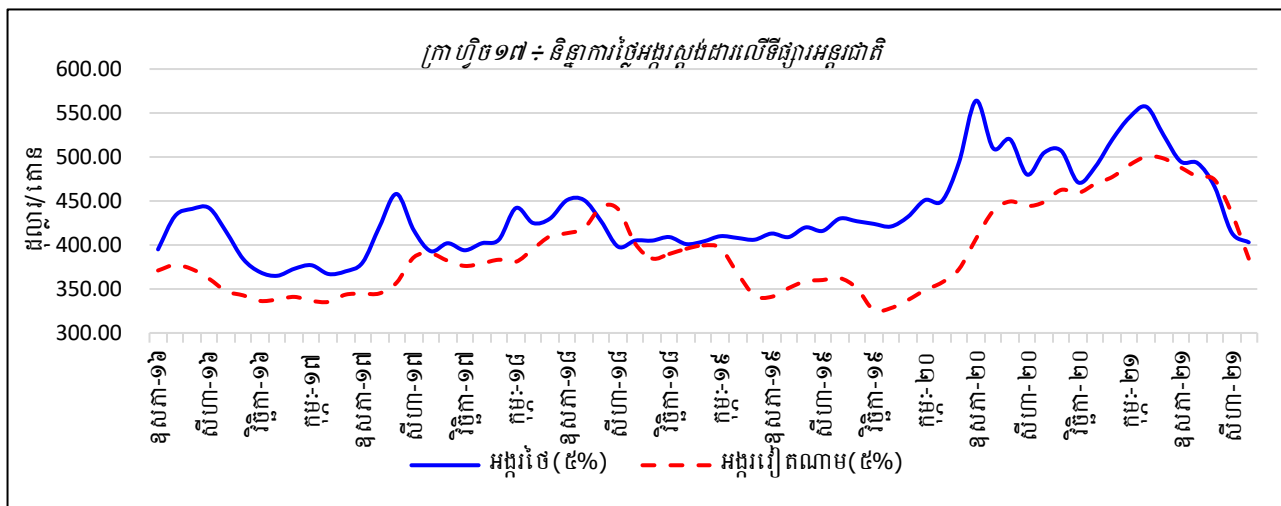


ប្រភព៖ ធនាគារពិភពលោក (Pink Sheet)

២.២. ថ្លៃអង្ករ៖

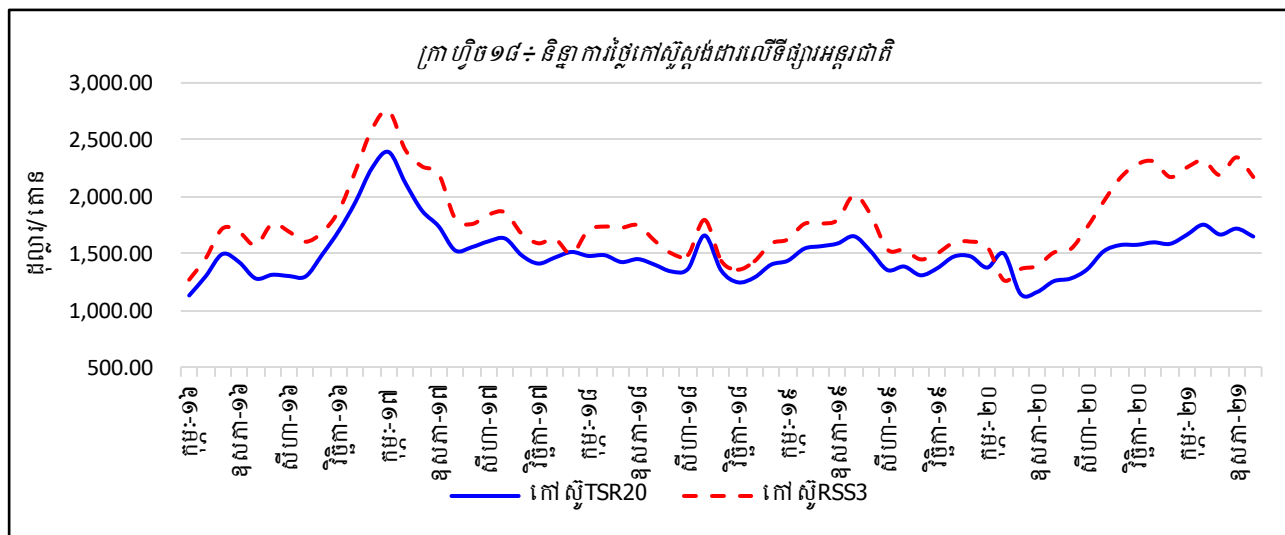


ប្រភព៖ ក្រសួងពាណិជ្ជកម្ម



ប្រភព៖ World Bank (Pink Sheet)

២.៣. ថ្លៃកៅស៊ូ៖



ប្រភព៖ World Bank (Pink Sheet)

*Prepared by Statistics and Economic Analysis Department
General Department of Policy
Ministry of Economy and Finance*

Contacts:

Tel: 017 366 553, 010 713 459

Working Hours: 7:00 AM - 11:00 AM, and 14:00 PM - 17:00 PM

Noted:

The responsibility for opinions expressed in this publication rests solely with the working team of the General Department.

The publication does not constitute an endorsement by Ministry of Economy and Finance or Royal Government of Cambodia.