

Socio-Economic Trends

November 2021

Contents

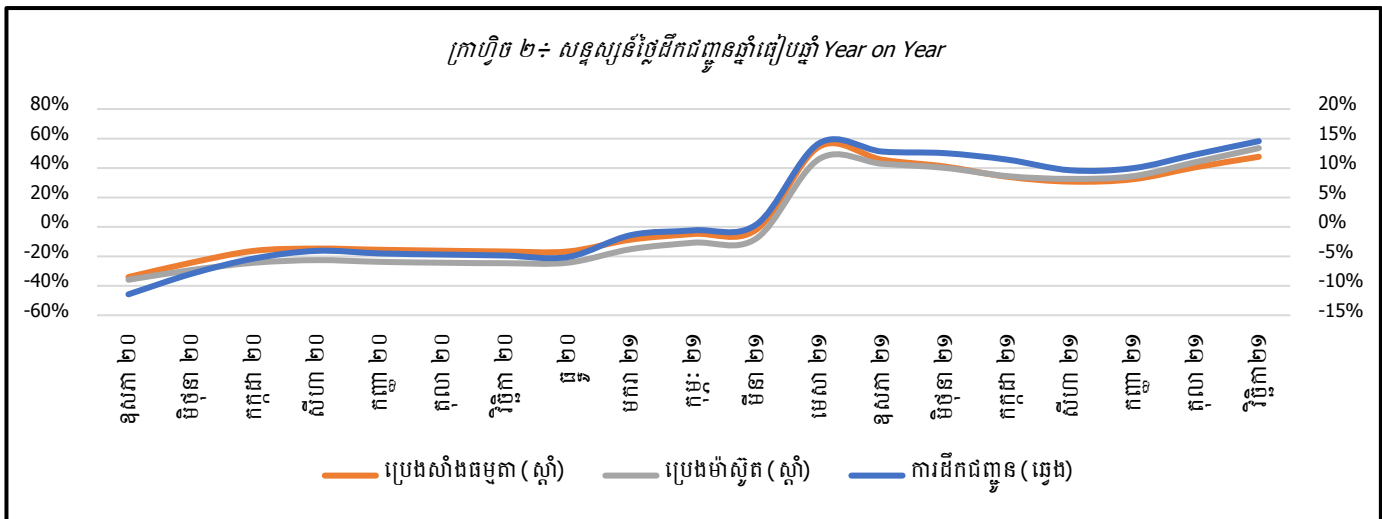
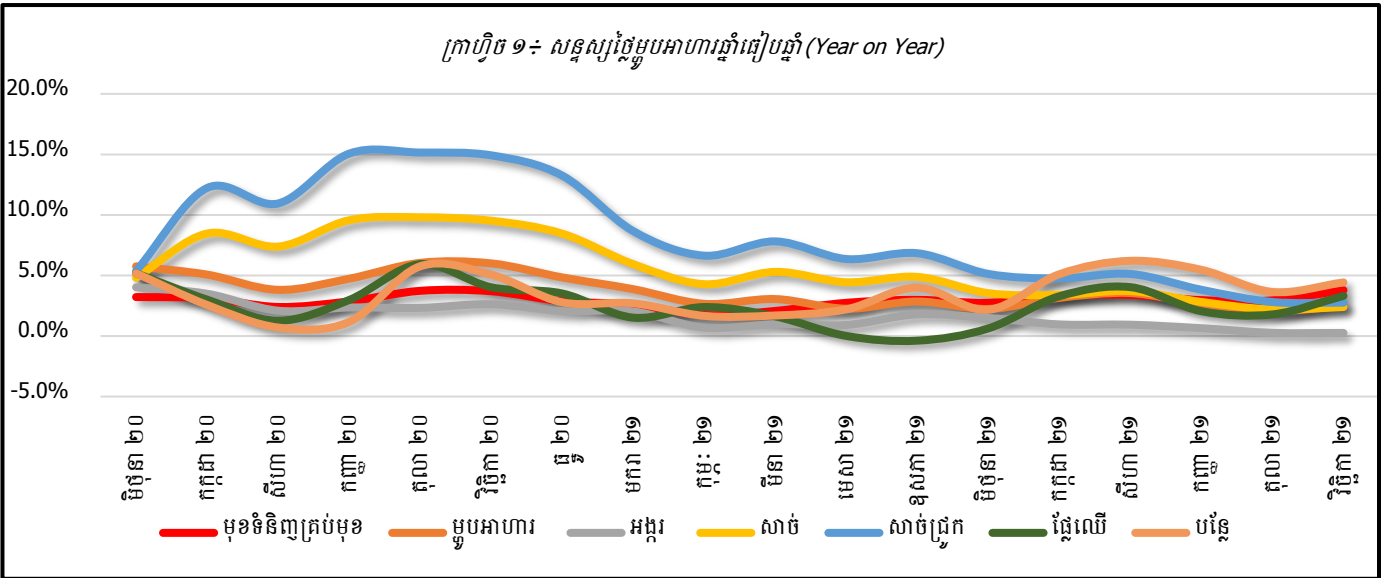
Executive summary	1
1. Cambodia economic trends	2
1.1. Consumer Price Index	2
1.2. Trade	2
1.3. Private investment	4
1.5. Tourism	4
1.4. Construction	5
2. International commodity prices	5
2.1. Crude oil price: Brent, WTI, Dubai	5
2.2. Rice price: 5%, 25%, 100% broken	6
2.3. Rubber price: TSR20, RSS3	7

Executive summary

1. In November 2021, Cambodia's Economy has shown its way back to normal, but it still hasn't reached the level before Covid-19 pandemic. After getting impacted by the Pandemic (Covid-19, Especially **"February 20th 2021 Community Incident"**), main sectors of Cambodia's economic growth has gotten the negative pressure on international tourist arrivals, activities in the construction sector and the flow of foreign investment. However, the non-garment export especially bicycles, electronics assembly, wooden products, gold and agricultural products have still continued to keep momentum and the garment export has continued to recover. Overall, Cambodia's economy is expected to have a positive increase in 2021 due to the recovery of the global economic, Cambodia's trade partners, the increase of demands on agricultural products, and the possibility of garment factory relocations and purchase orders from Myanmar to Cambodia and the concerted efforts of RGC to combat the covid-19 pandemic through achieving high rate of vaccination to Cambodian people and successfully implementing the **"3 don't and 3 do"**.
2. In November 2021, commodity prices in (1) Cambodia Market: the average price of gasoline 4,500 riel/liter increased 7.1%, and the average price of diesel 4,075 riel/liter increased by 4.5% compared to previous month and (2) International market: the average price of crude oil (Brent) was 80.8 dollars/barrel decreased by 3.4% and the average price of Crude oil of WTI was 79.2 dollars/barrel decreased by 2.6% compared to previous month.
3. As of 11 months of 2021, Cambodia total export (excluding gold) achieved a total amount of 15.6 billion dollars increased by 22.6% compared to the same period last year, driven by the increase of garments, bicycles and other export goods including furniture, rubber, furskins, solar, electronics and electronic parts, bananas, wires and cables, sugar, other agricultural products, cassava, mango and so on. Meanwhile, the total import value (excluding gold) achieved 20.4 billion dollars (70.9% of GDP) increased by 25.3% compared to last year, mainly due to the increase of fabric imports, construction equipment, petroleum and other products.
4. As of 11 months 2021, total international tourist arrivals achieved 163 thousand people, declined by 87.3% compared to the same period last year. In addition, Chinese tourists achieved around 42 thousand people (26.0% of the total international tourist arrivals) declined by 86.9%.
5. As of 11 months 2021, a total number of construction proposals reached 3,925 projects, declined by 403 projects, with a value of 5,456 million dollars, declined by 22.1% of which the constructions proposals for housing accounted for 3,284 projects (86.2% of the total construction proposals) declined by 268 projects compared the same period last year.
6. As of 11 months 2021, the total investment projects have achieved 107 projects declined by 34 projects and possibly created approximately 89 thousand new jobs declined by 20.3% and worth a total investment value of 1,716 million dollars decreased by 72.8% compared to the same period last year.
7. In November 2021, according to National Institution of Statistics (NIS), Consumer price index increased by 3.8% compared to the same period last year. The increase of overall CPI was driven by the increase of price index of food (year on year) by 2.1%, Clothing and Footwear 6.6%, Housing, Water, Electricity, Gas and Other Fuels 6.2%, transport 14.6% and Miscellaneous Goods and Services 5.4%

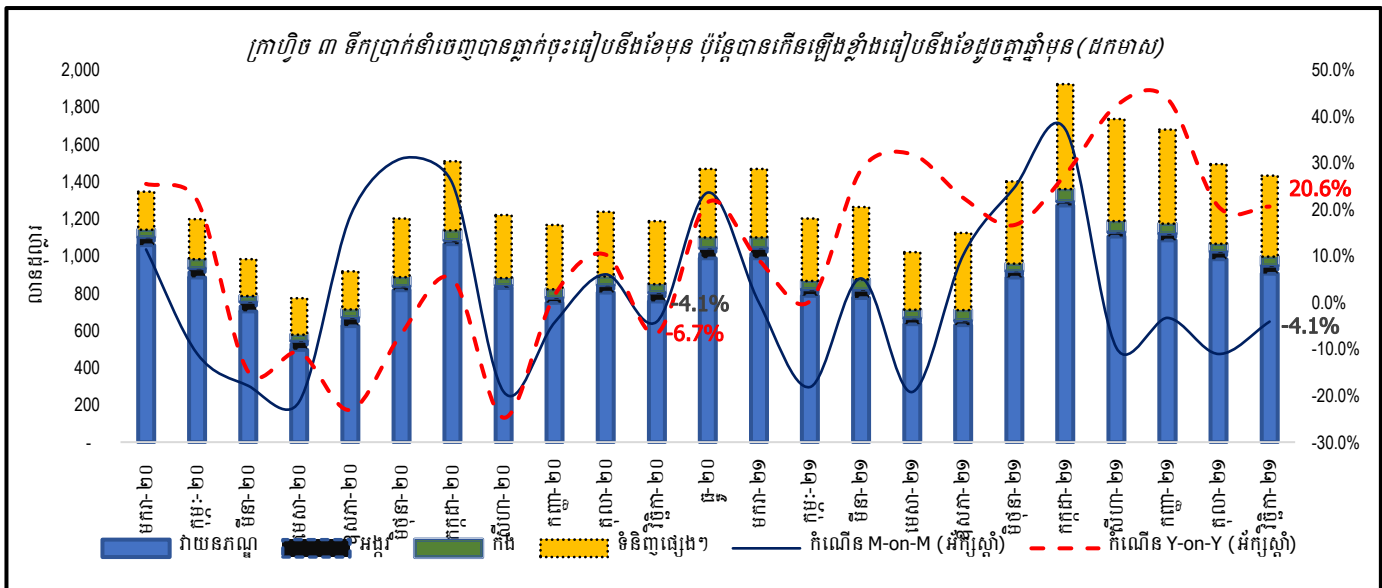
១. ទិដ្ឋភាពសេដ្ឋកិច្ចកម្ពុជា / Cambodia economic trends

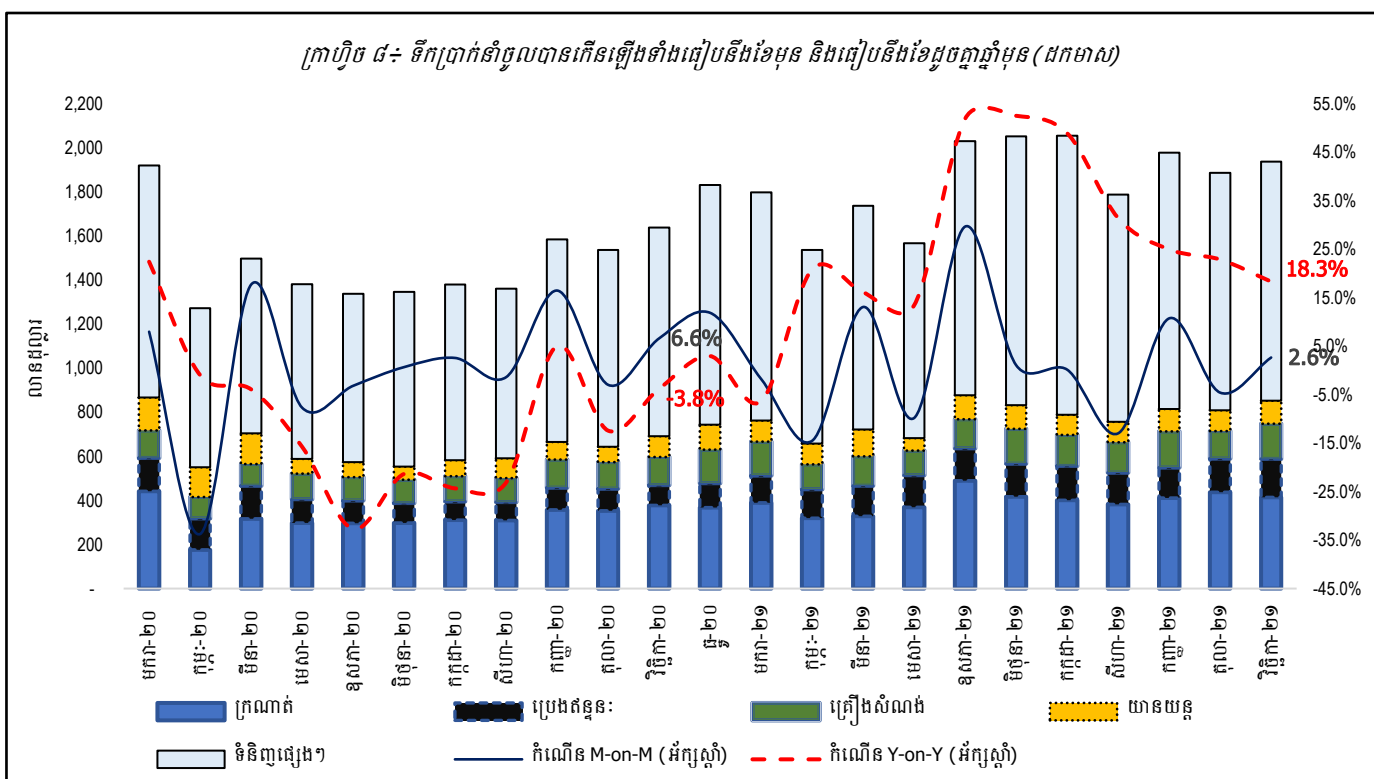
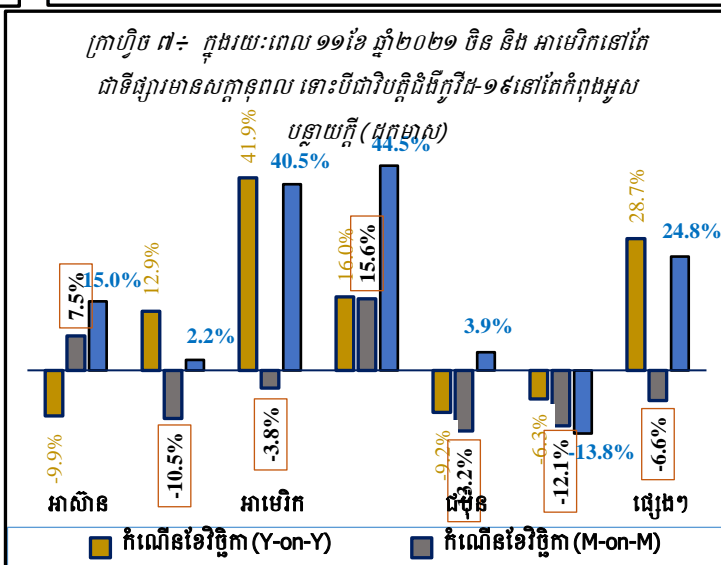
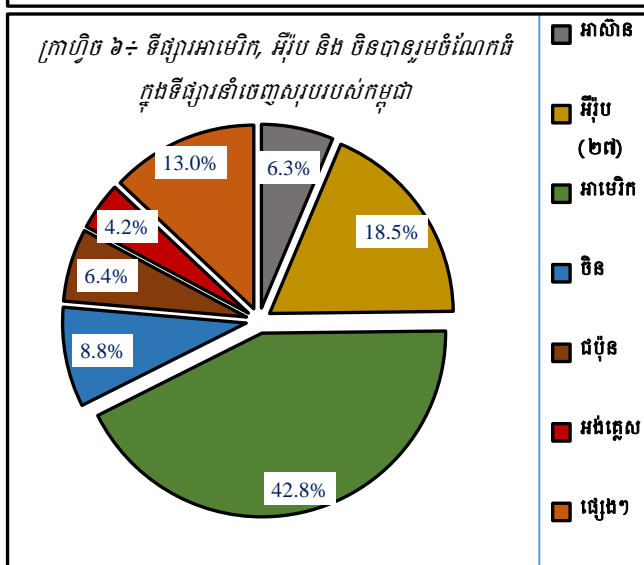
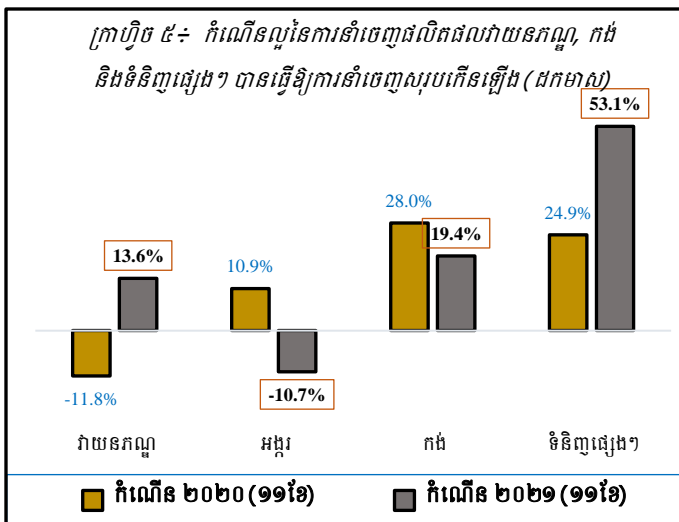
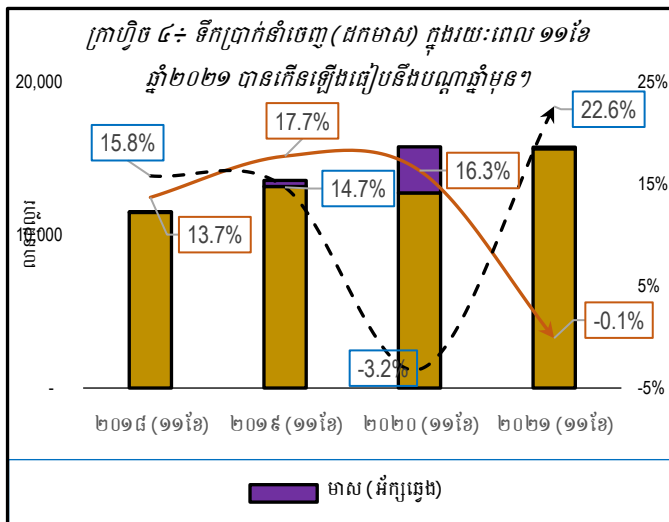
១.១. សន្ទស្សន៍ថ្លៃទំនិញប្រើប្រាស់ / Consumer price index

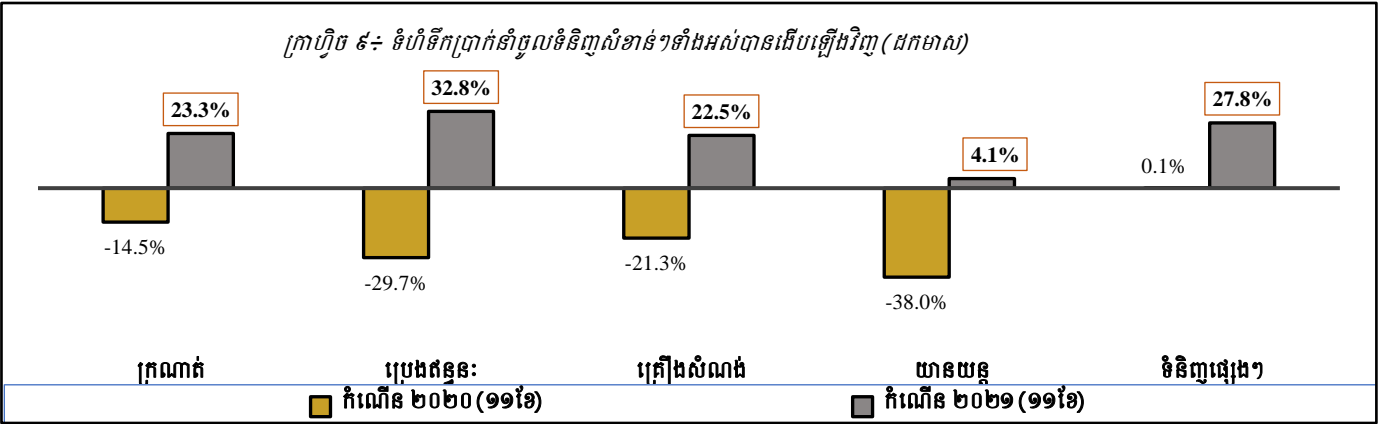


ប្រភព: វិទ្យាស្ថានជាតិស្ថិតិ

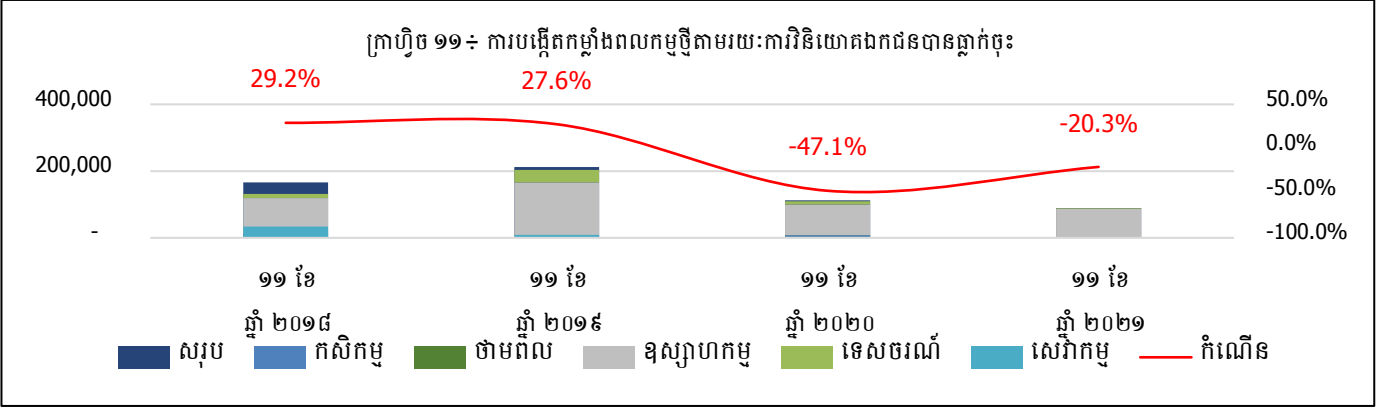
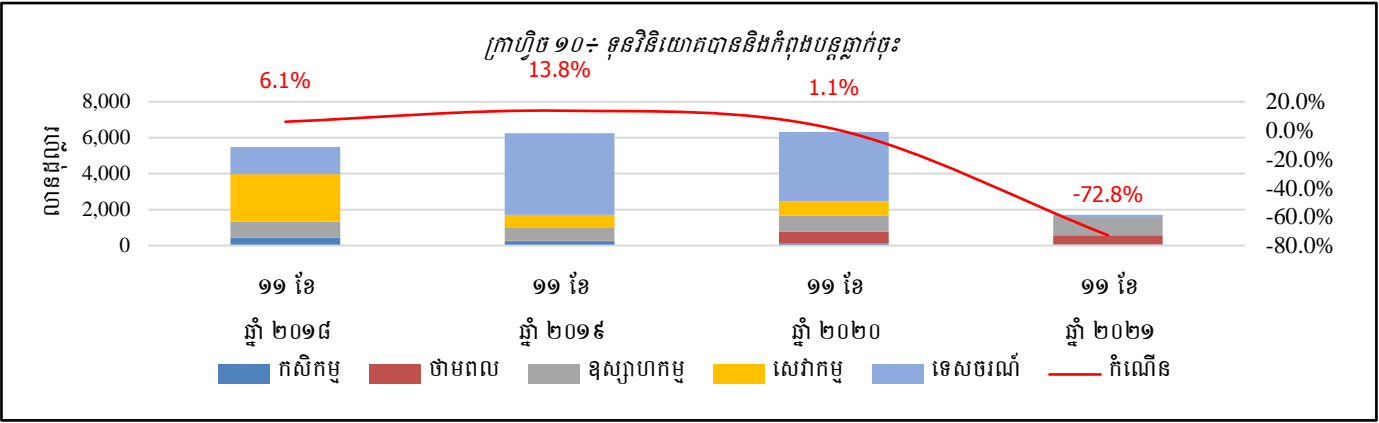
១.២. វិស័យពាណិជ្ជកម្ម / Trade





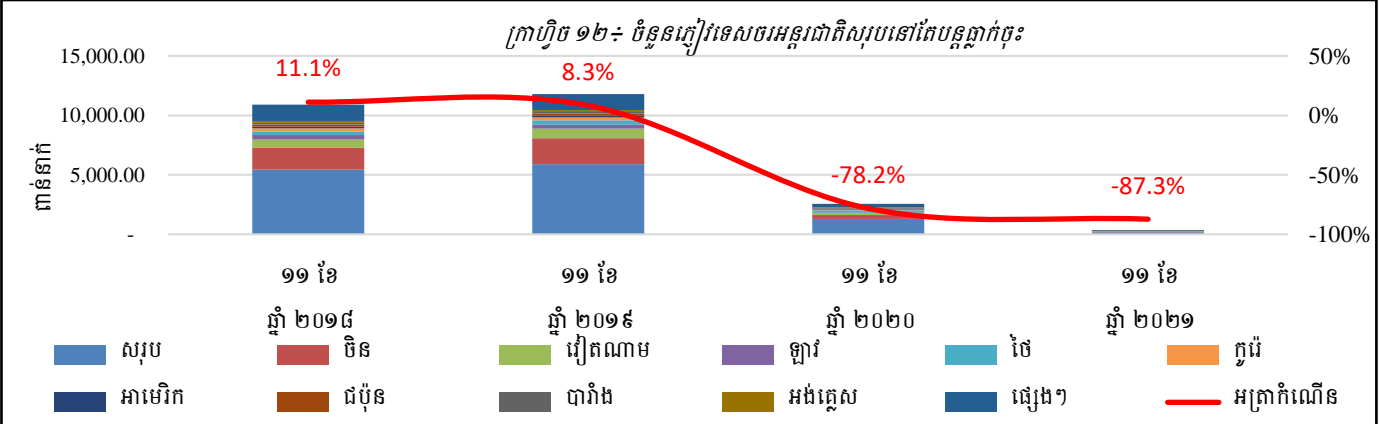


ប្រភព៖ ស្ថិតិទំហំពាណិជ្ជកម្មអន្តរជាតិ, អគ្គនាយកដ្ឋានគយនិងរដ្ឋាករកម្ពុជា



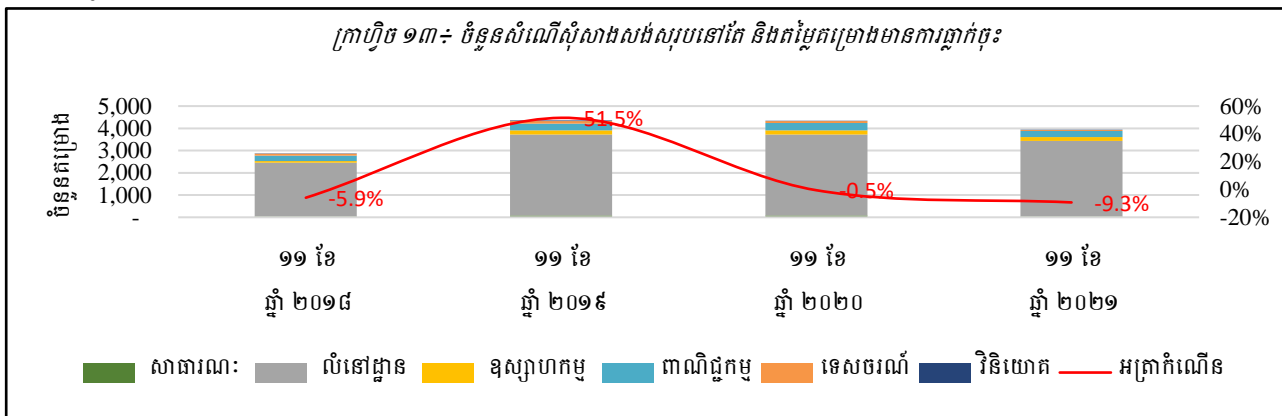
ប្រភព៖ ក្រុមប្រឹក្សាអភិវឌ្ឍន៍កម្ពុជា

១.៤. វិនិយោគទេសចរណ៍ /Tourism



ប្រភព៖ ក្រសួងទេសចរណ៍

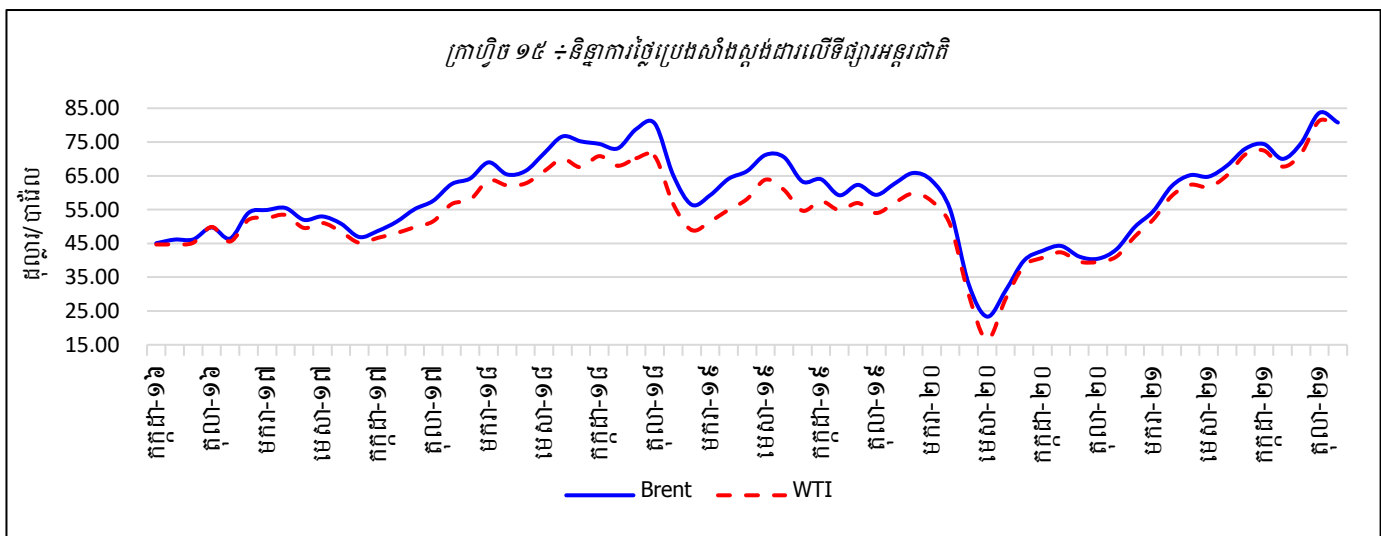
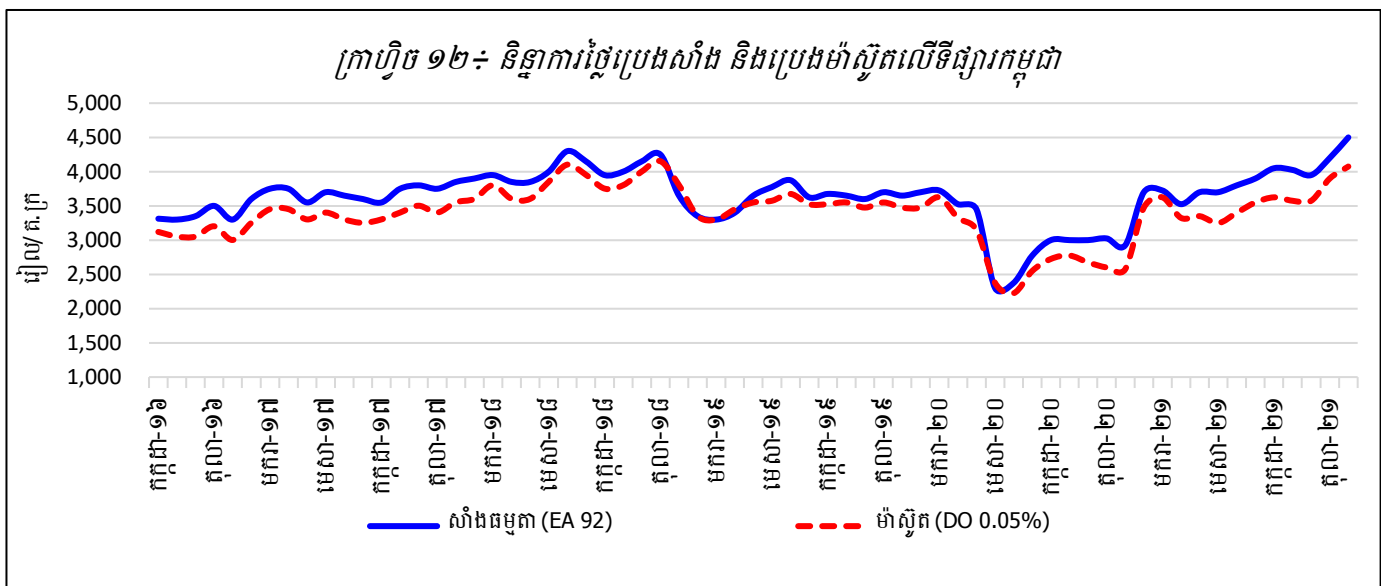
១.៥. ស្ថាបនាពសំណង់ / Construction



ប្រភព៖ ក្រសួងរៀបចំដែនដី នគរូបនីយកម្ម និងសំណង់

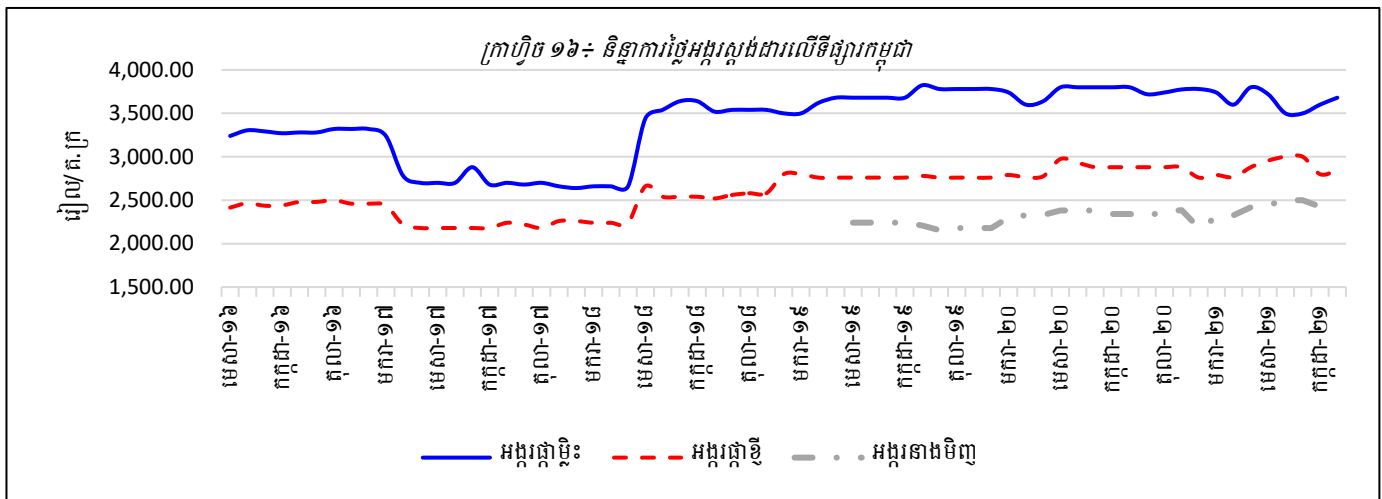
២. តម្លៃទំនិញសំខាន់ៗ / Commodity prices

២.១. ថ្លៃប្រេង៖

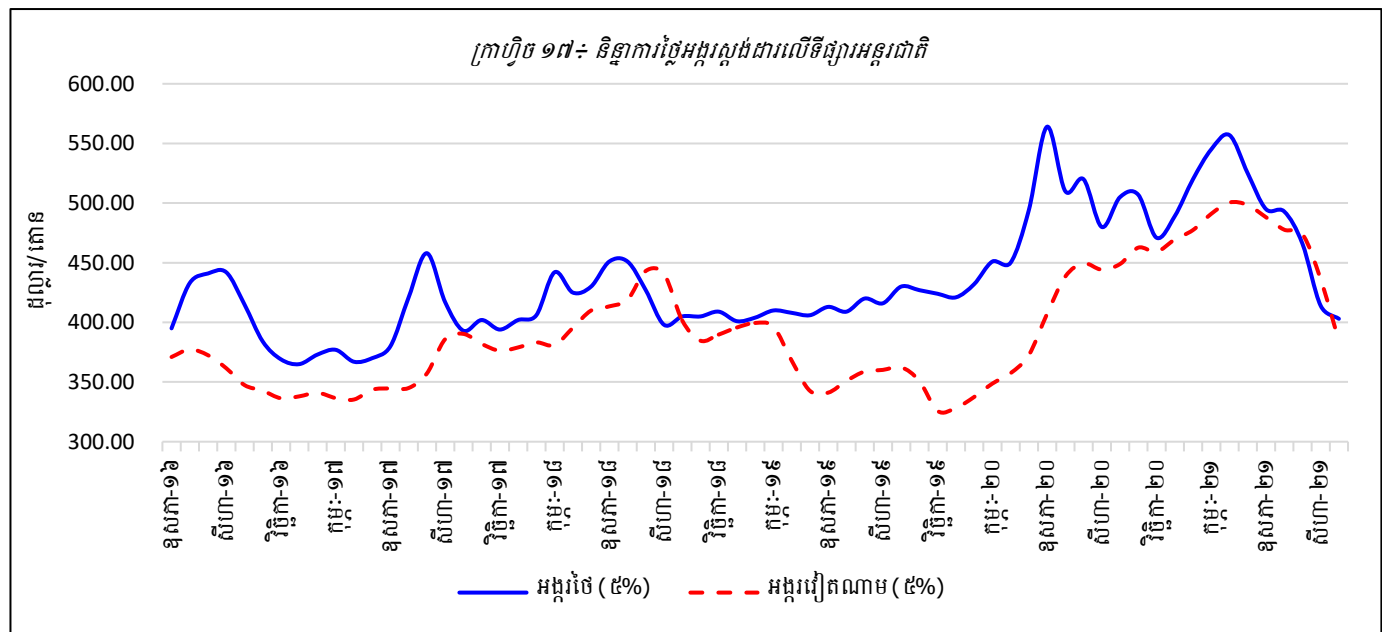


ប្រភព៖ ធនាគារពិភពលោក (Pink Sheet)

២.២. ថ្លៃអង្ករ៖

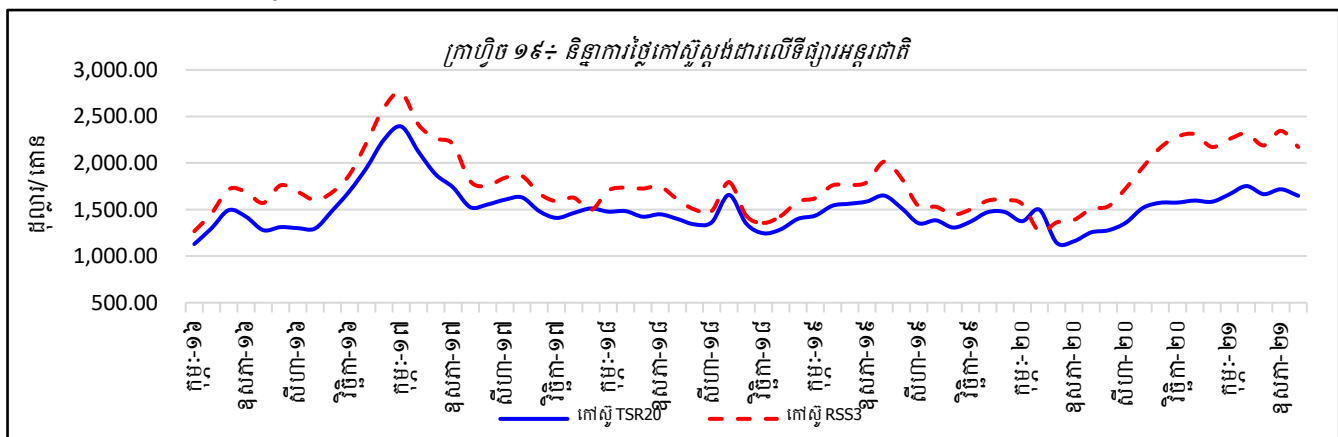


ប្រភព៖ ក្រសួងពាណិជ្ជកម្ម



ប្រភព៖ World Bank (Pink Sheet)

២.៣. ថ្លៃកៅស៊ូ៖



ប្រភព៖ World Bank (Pink Sheet)

Prepared by Statistics and Economic Analysis Department

General Department of Policy

Ministry of Economy and Finance

Contacts:

Tel: 017 366 553, 010 713 459

Working Hours: 7:00 AM - 11:00 AM, and 14:00 PM - 17:00 PM

Noted:

The responsibility for opinions expressed in this publication rests solely with the working team of the General Department.

The publication does not constitute an endorsement by Ministry of Economy and Finance or Royal Government of Cambodia.