

Socio-Economic Trends

August 2021

Contents

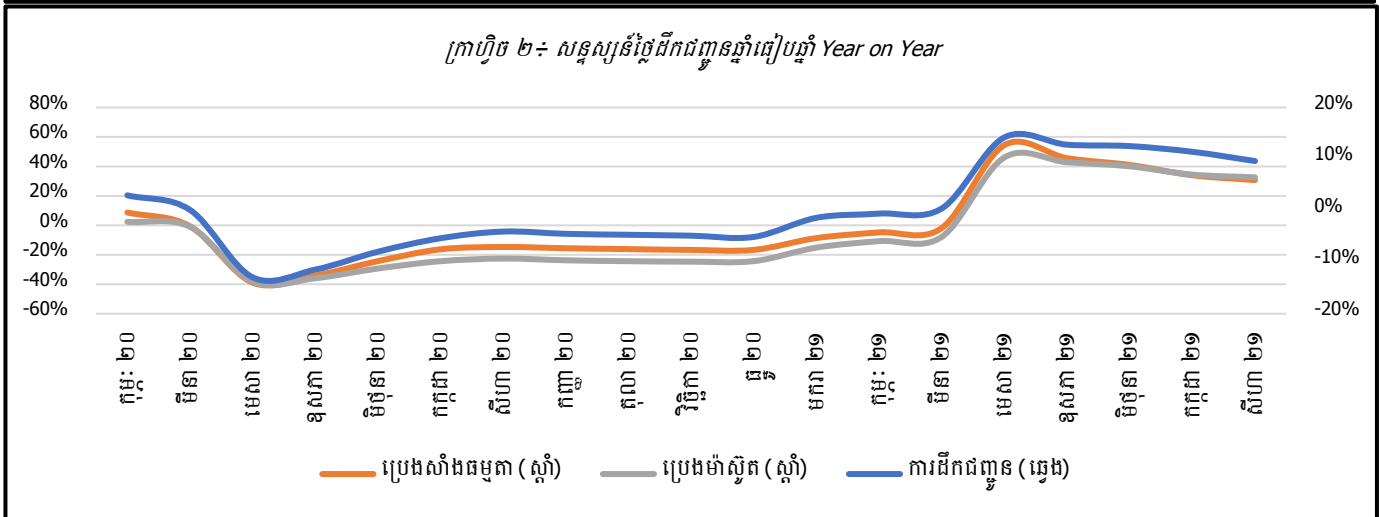
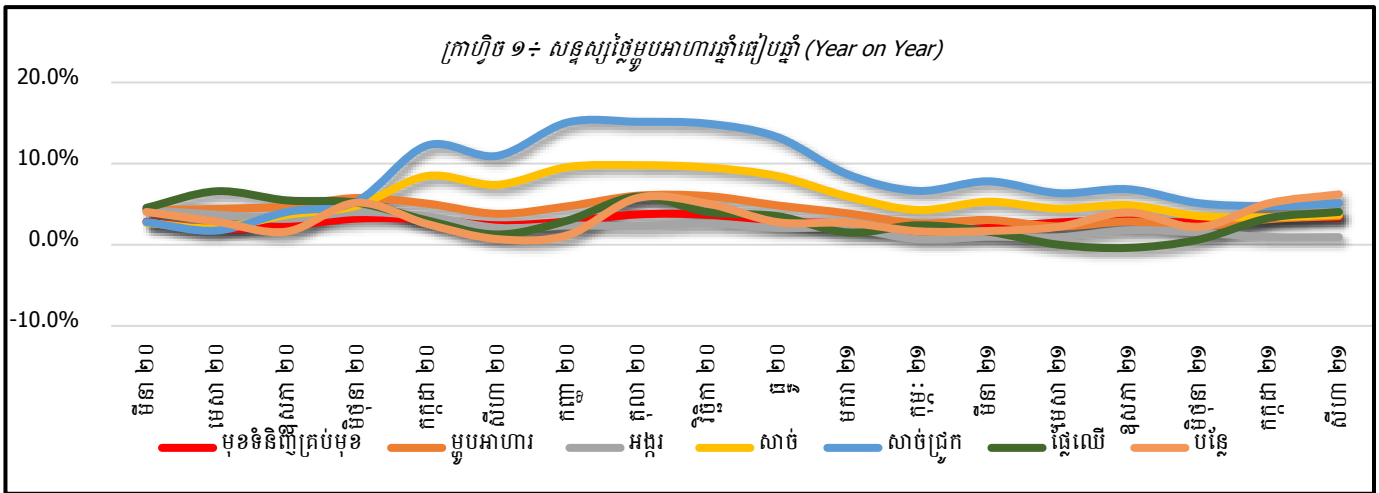
Executive summary	1
1. Cambodia economic trends	2
1.1. Consumer Price Index	2
1.2. Trade	2
1.3. Private investment	4
1.4. Construction	5
2. International commodity prices	5
2.1. Crude oil price: Brent, WTI, Dubai	5
2.2. Rice price: 5%, 25%, 100% broken	6
2.3. Rubber price: TSR20, RSS3	7

Executive summary

1. Cambodia's Economy has been affected by the negative impact of the Covid-19 pandemic especially **February 20th 2021 Community Incident** which has put a lot of pressure on main sectors of Cambodia's economic growth. As of July 2021, international tourist arrivals, activities in the construction sector and foreign investment have continued to decline. However, the non-garment export especially bicycles, electronics assembly, wooden products, gold and agricultural products have still continued to keep momentum and the garment export has continued to recover. Overall, Cambodia's economy is expected to have a positive increase in 2021 due to the recovery of the global economic and Cambodia's trade partners, the increase of demands on agricultural products, and the possibility of garment factory relocations and purchase orders from Myanmar to Cambodia.
2. In August 2021, commodity prices in (1) Cambodia Market: the average price of gasoline was 4,025 riel/liter declined by 0.6%, the average price of diesel was 3,575 riel/liter declined by 1.4% compared to previous month and (2) International market: the average price of crude oil (Brent) was 70 dollars/barrel increased by 5.9% and the average price of Crude oil of WTI was 67.7 dollars/barrel increased 6.5% compared to previous month.
3. As of 8 months of 2021, Cambodia total export (excluding gold) achieved a total amount of 10,010 million dollars increased by 20.4% compared to the same period last year, driven by the increase of garments, bicycles and other export goods including furniture, rubber, furskins, solar, electronics and electronic parts, bananas, wires and cables, sugar, other agricultural products, cassava, mango and so on. Total import value (excluding gold) achieved a total of 14.6 billion dollars (50.7% of GDP) increased by 26.7% compared to last year, mainly due to the increase of fabric imports, construction equipment, petroleum and other products.
4. As of 8 months 2021, a total number of construction proposals reached 2,901 projects, declined by 449 projects, with a value of 3,843 million dollars, declined by 24.4% of which the constructions proposals for housing accounted for 2,530 projects (87.2% of the total construction proposals) declined by 449 projects compared the same period last year.
5. As of 8 months 2021, the total investment projects have achieved 75 projects declined by 30 projects and possibly created approximately 57 thousand new jobs declined by 32.3% and worth a total investment value of 1,106 million dollars decreased by 52.5% compared to the same period last year.
6. In August 2021, according to National Institution of Statistics (NIS), Consumer price index increased by 3.4% compared to the same period last year. The increase of overall CPI was driven by the increase of price index of food (year on year) by 3.5%, Alcoholic Beverages, Tobacco and Narcotics 1.5%, Clothing and Footwear 6.0%, Housing, Water, Electricity, Gas and Other Fuels 2.9% and transport 9.6%.

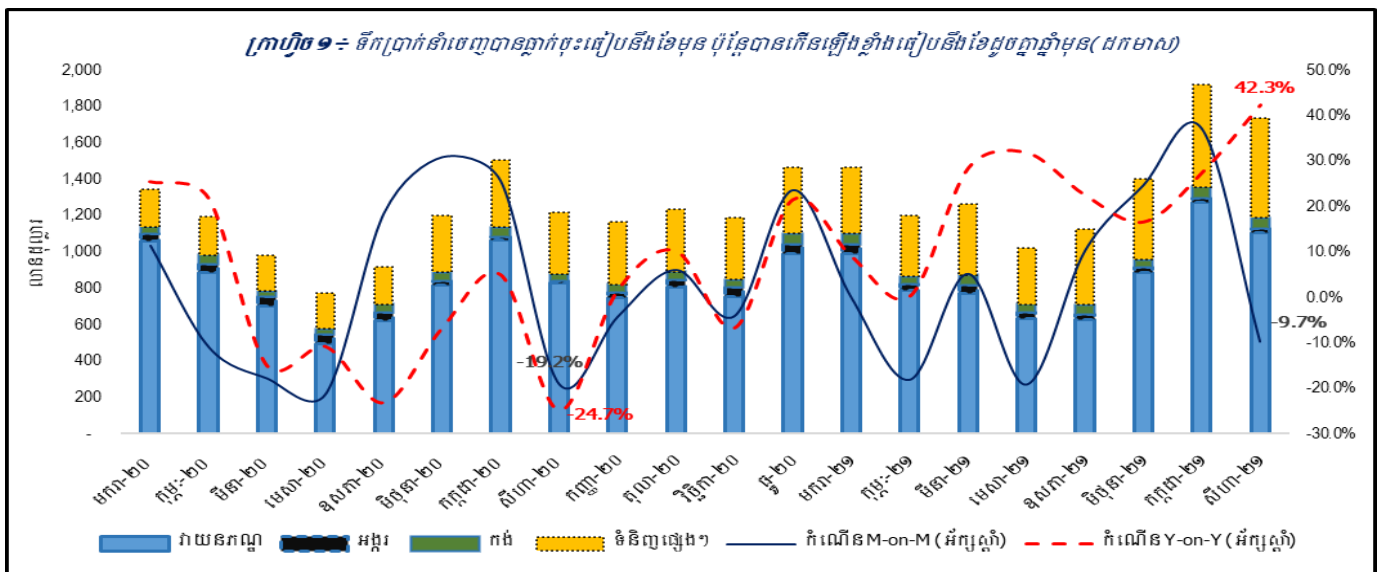
១. ទិដ្ឋភាពសេដ្ឋកិច្ចកម្ពុជា / Cambodia economic trends

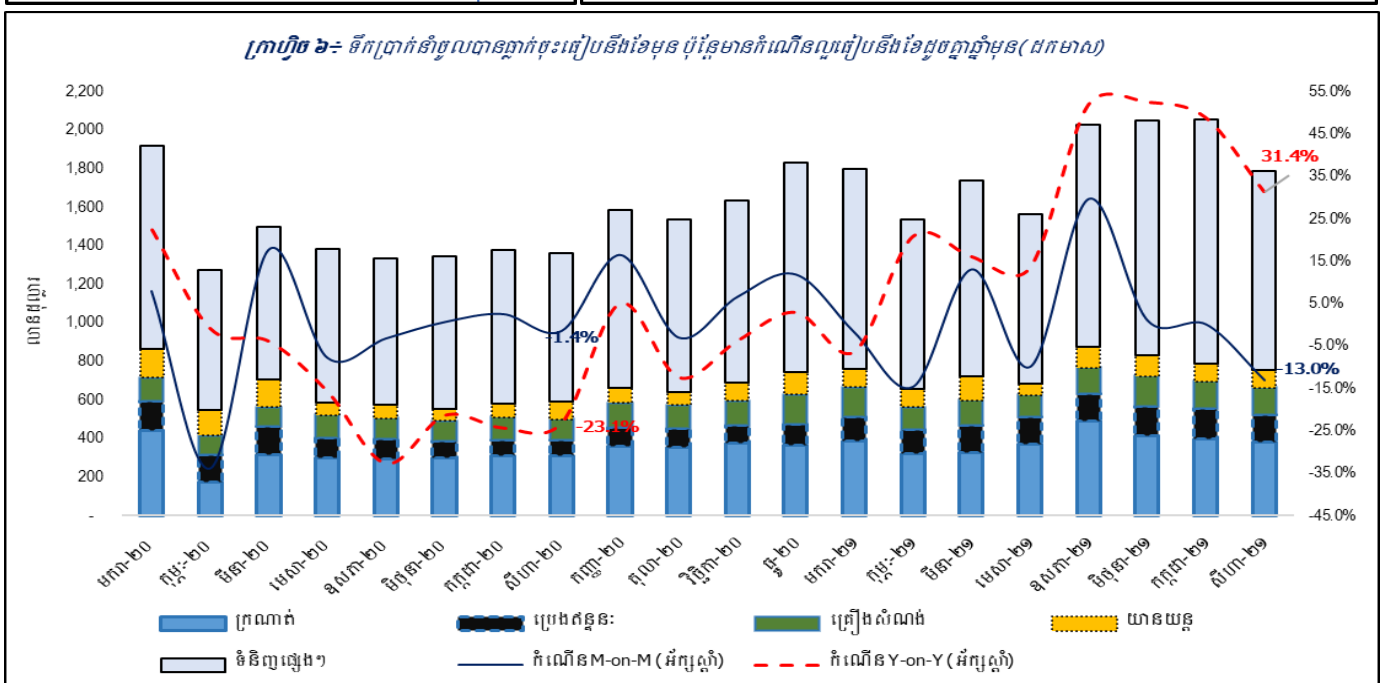
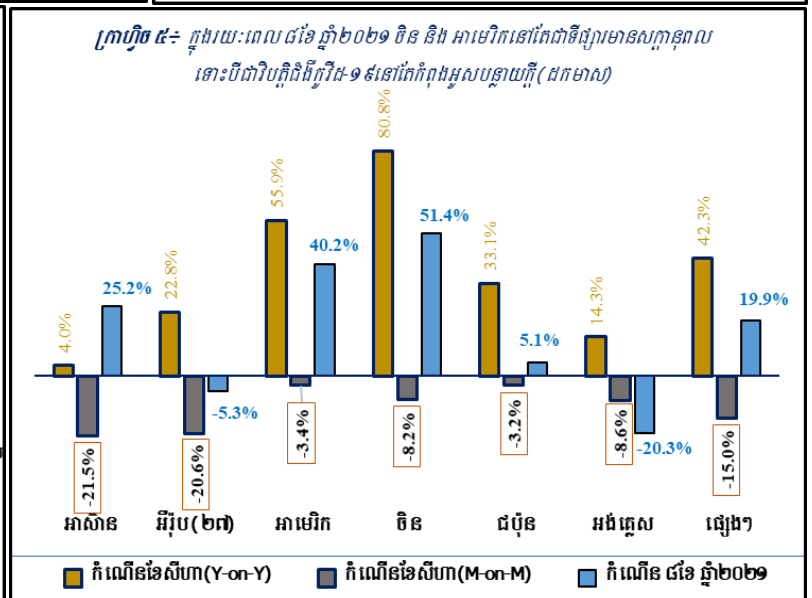
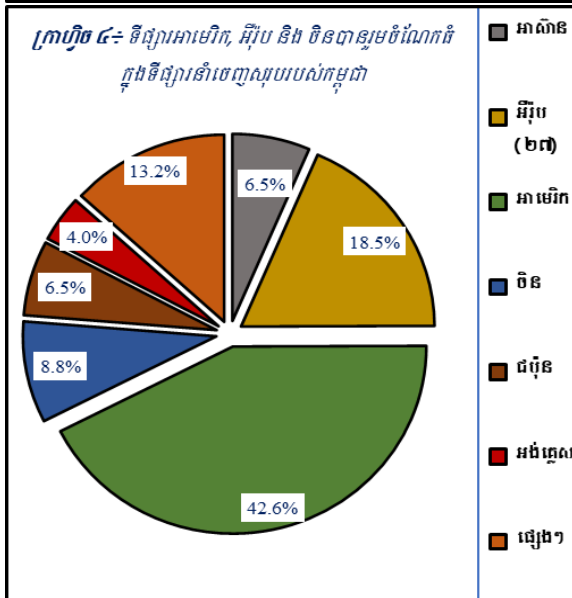
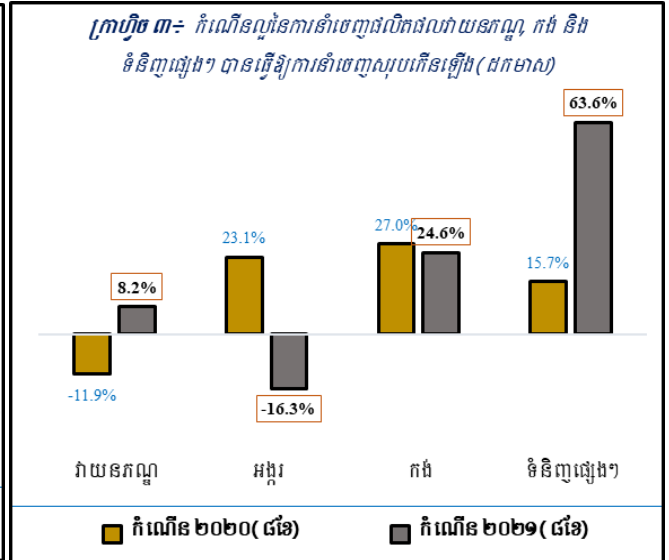
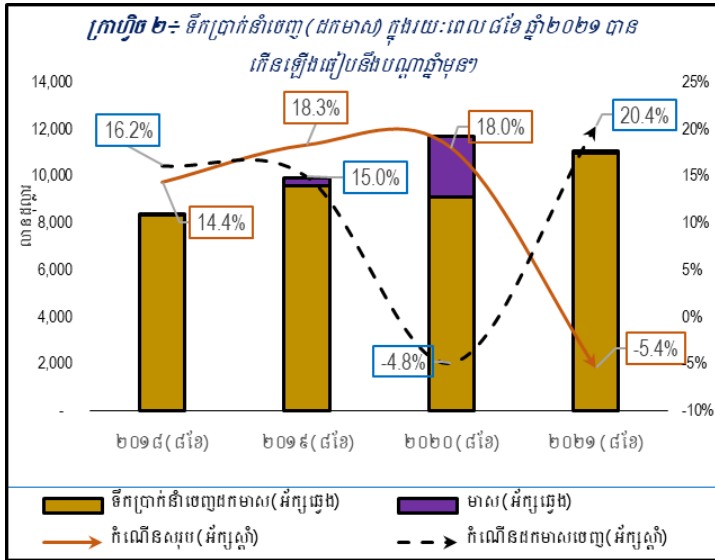
១.១. សន្ទស្សន៍ថ្លៃទំនិញប្រើប្រាស់ / Consumer price index



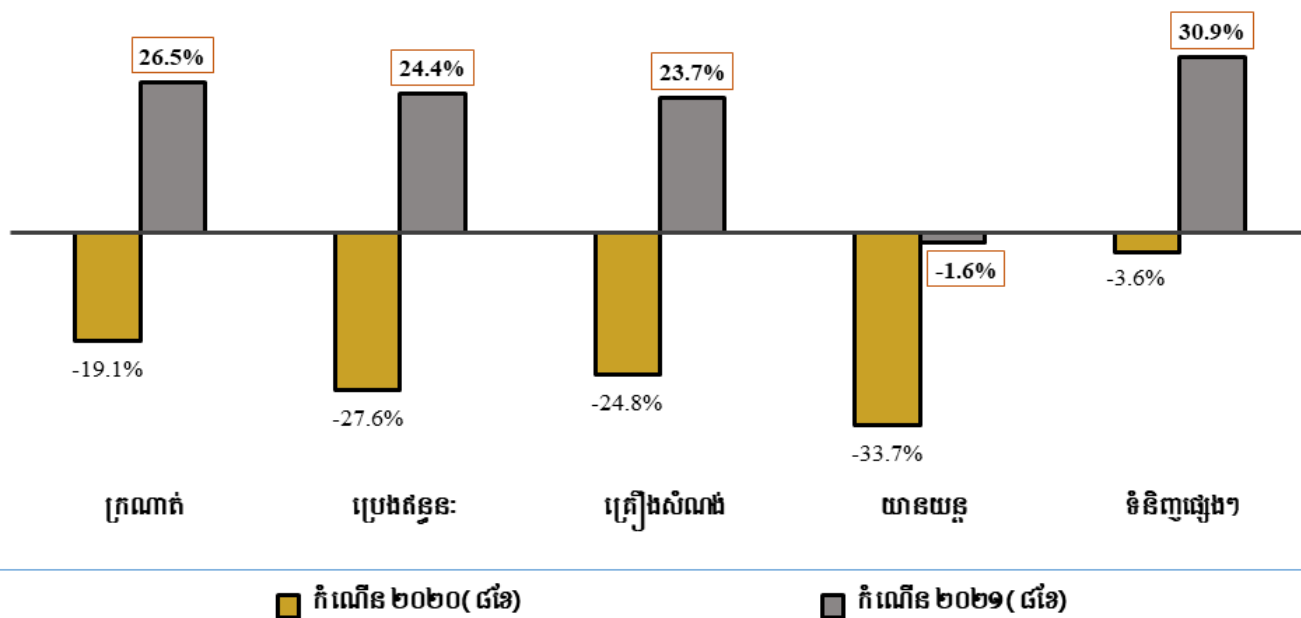
ប្រភព: វិទ្យាស្ថានជាតិស្ថិតិ

១.២. វិស័យពាណិជ្ជកម្ម / Trade



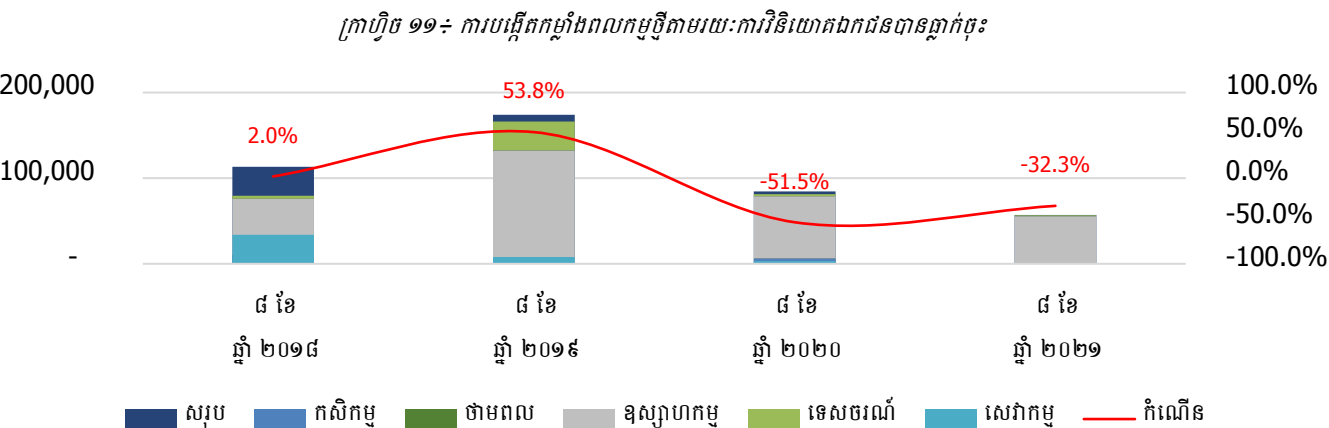
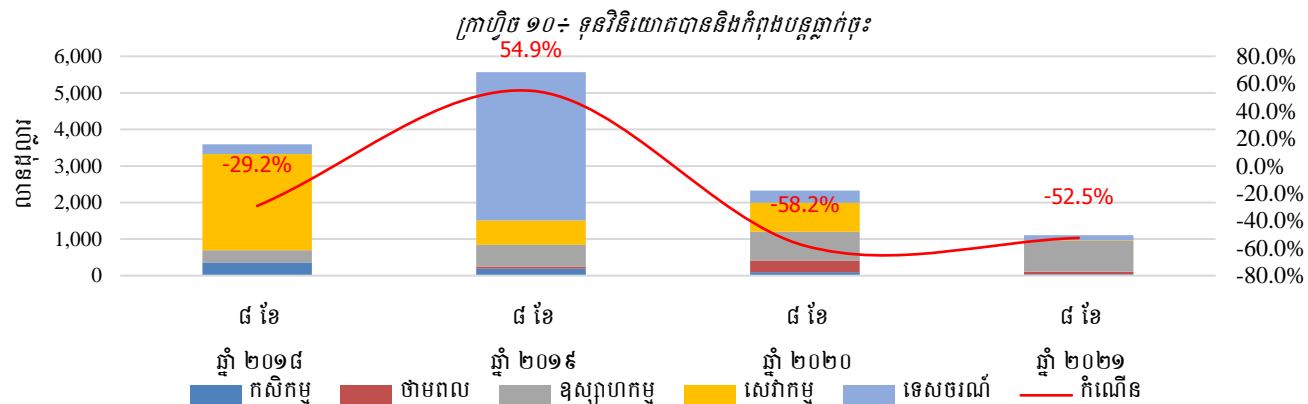


ក្រាហ្វិច ៧៖ ក្រោពីយានយន្ត, ទំហំទឹកប្រាក់នាំចូលទំនិញសំខាន់ៗបានលើបឡើងវិញ(ដកមាស)



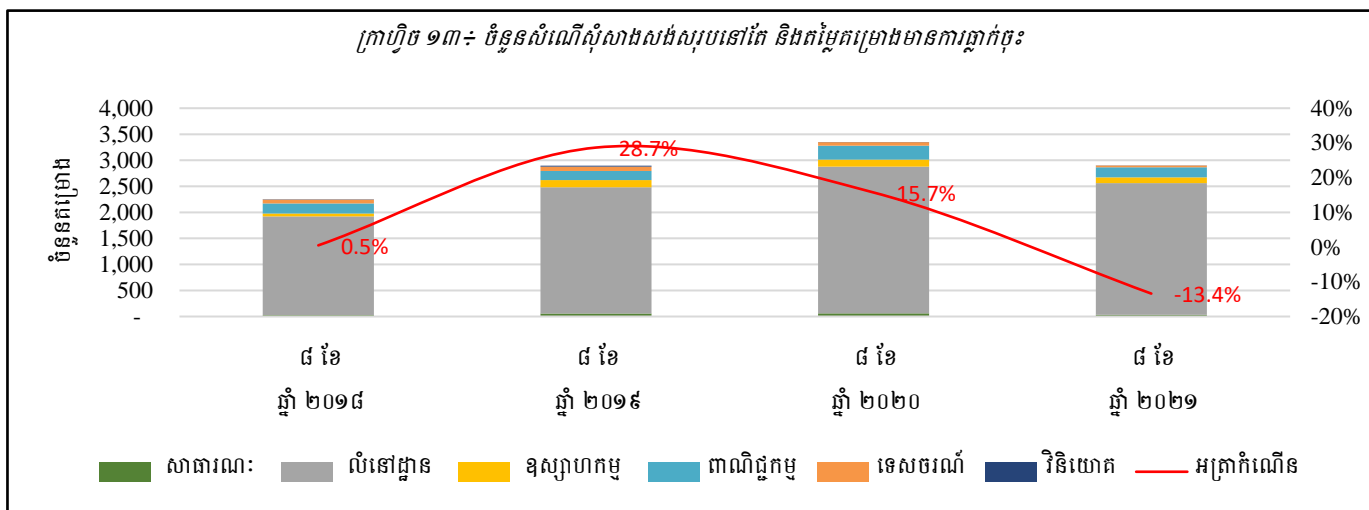
ប្រភព៖ ស្ថិតិទំហំពាណិជ្ជកម្មអន្តរជាតិ, អគ្គនាយកដ្ឋានគយនិងរដ្ឋាករកម្ពុជា

១.៣. ស្ថានភាពវិនិយោគ / Investment



ប្រភព៖ ក្រុមប្រឹក្សាអភិវឌ្ឍន៍កម្ពុជា

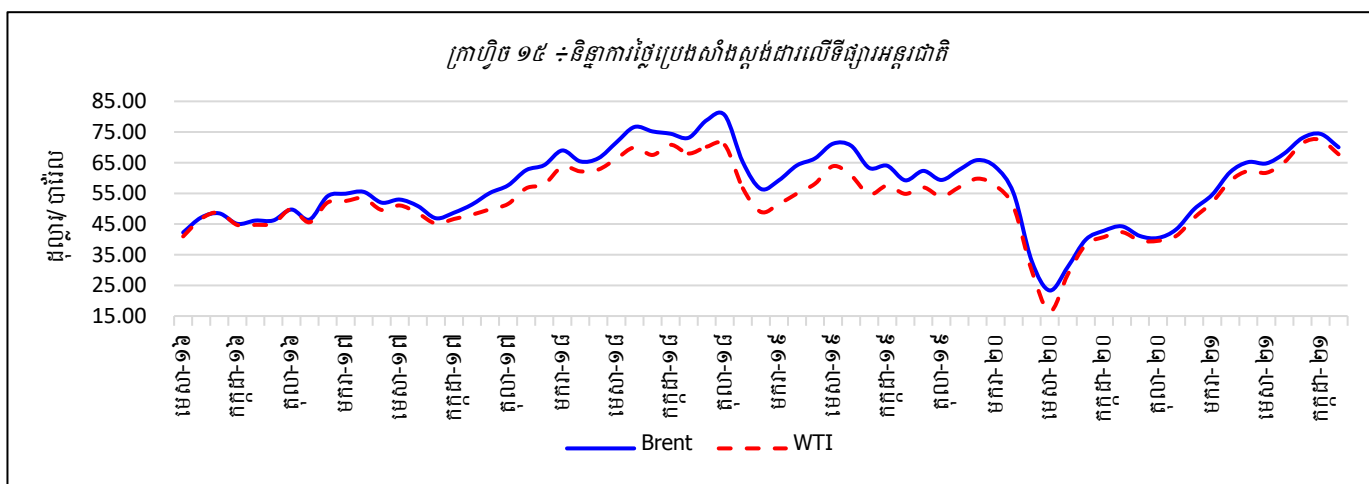
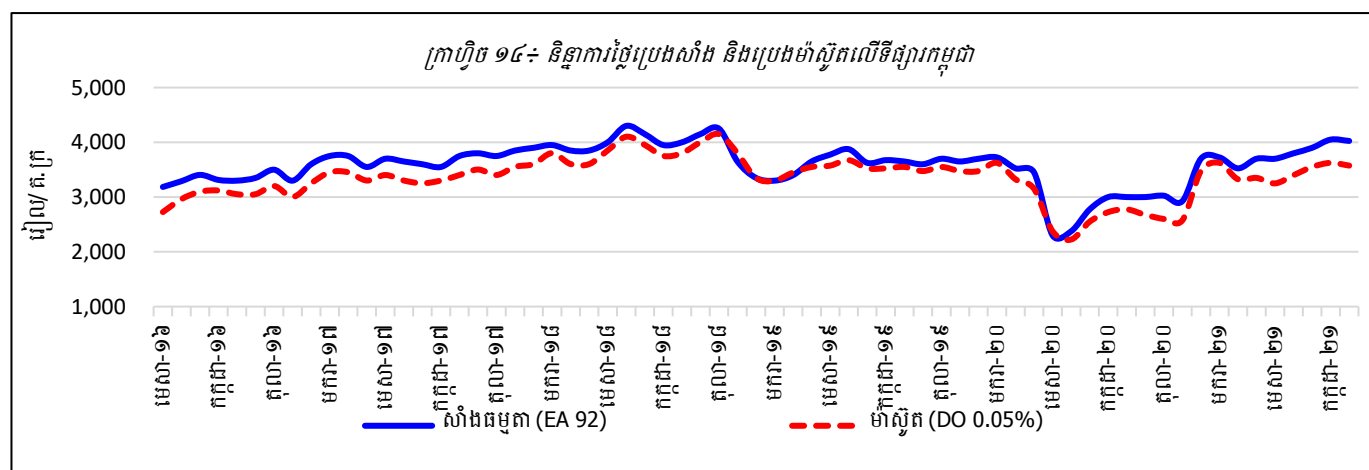
១.៤. ស្ថានភាពសំណង់ / Construction



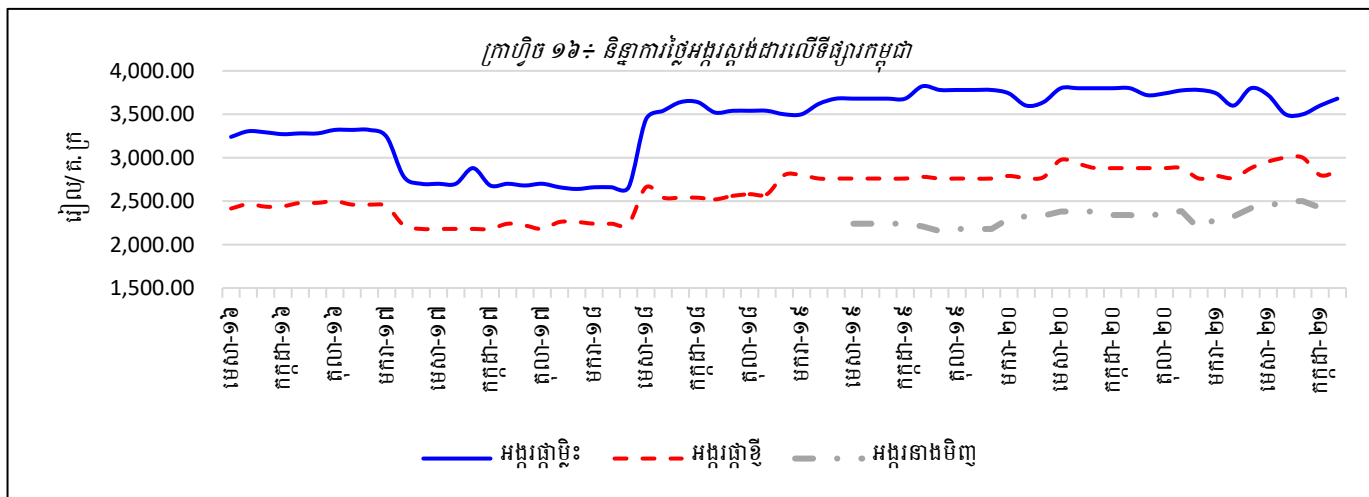
ប្រភេទ៖ ក្រសួងរៀបចំដែនដី នគរូបនីយកម្ម និងសំណង់

២. វិទ្យាសាស្ត្រថ្លៃទំនិញសំខាន់ៗ / Commodity prices

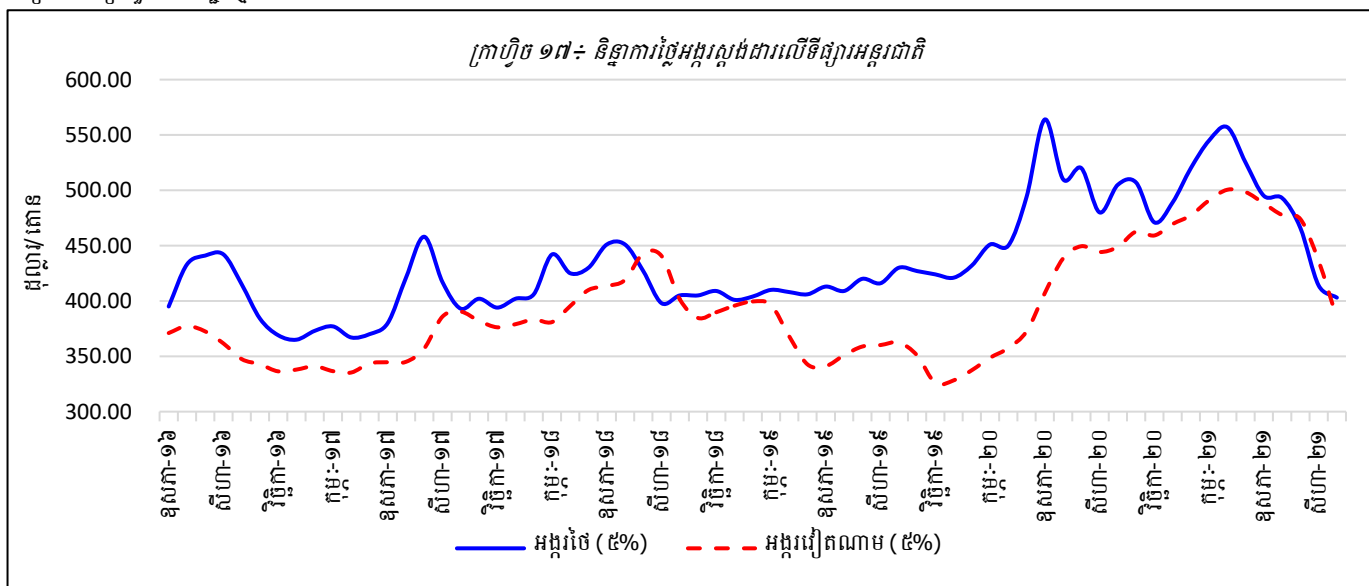
២.១. ថ្លៃប្រេង៖



២.២. ថ្លៃអង្ករ៖

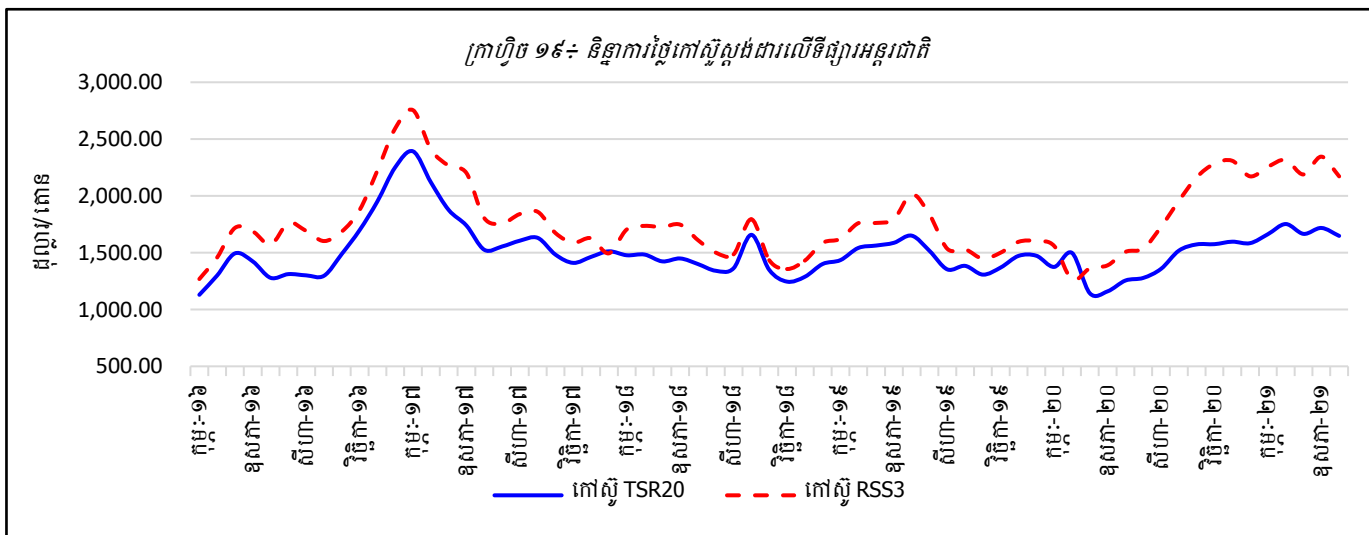


ប្រភព៖ ក្រសួងពាណិជ្ជកម្ម



ប្រភព៖ World Bank (Pink Sheet)

២.៣. ថ្លៃកៅស៊ូ៖



ប្រភព៖ World Bank (Pink Sheet)

Prepared by Statistics and Economic Analysis Department

General Department of Policy

Ministry of Economy and Finance

Contacts:

Tel: 017 366 553, 010 713 459

Working Hours: 7:00 AM - 11:00 AM, and 14:00 PM - 17:00 PM

Noted:

The responsibility for opinions expressed in this publication rests solely with the working team of the General Department.

The publication does not constitute an endorsement by Ministry of Economy and Finance or Royal Government of Cambodia.