

Socio-Economic Trends

April 2021

Contents

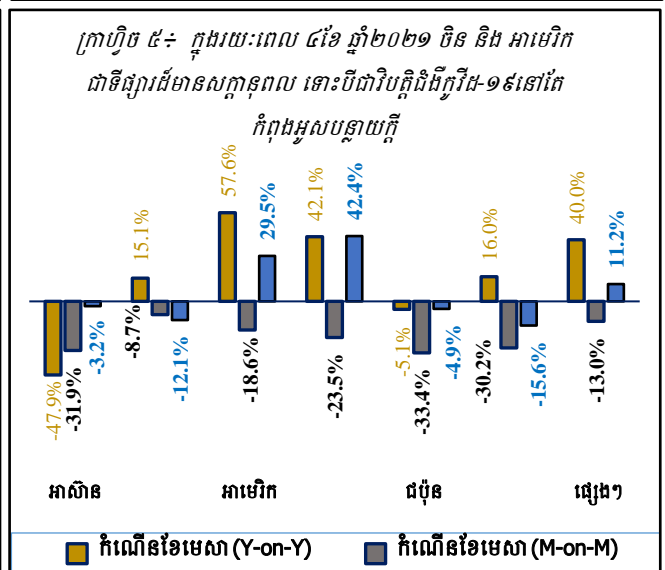
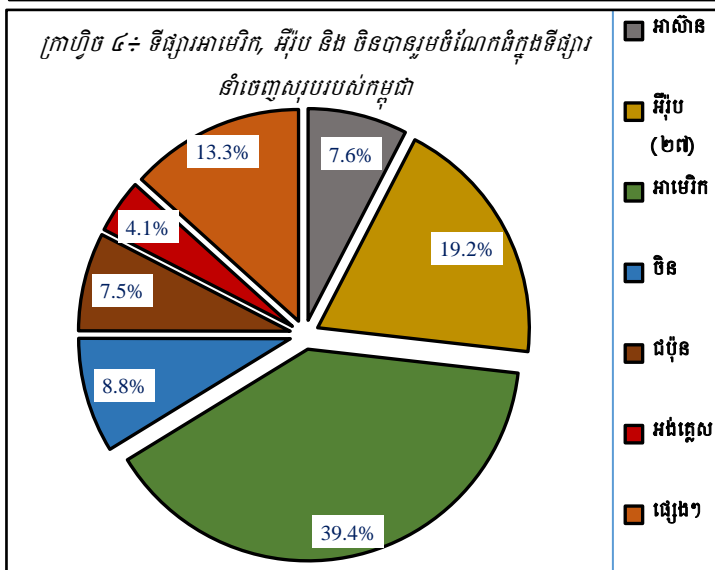
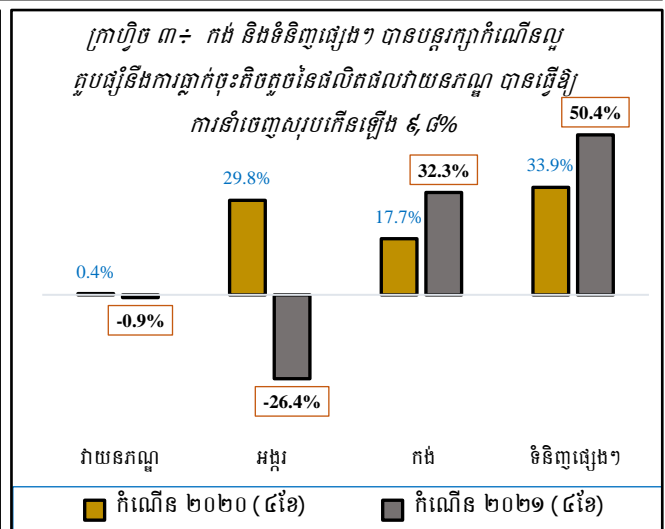
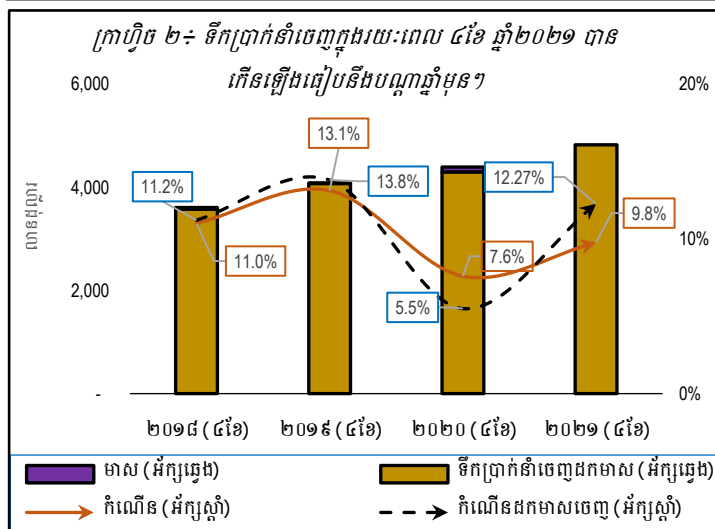
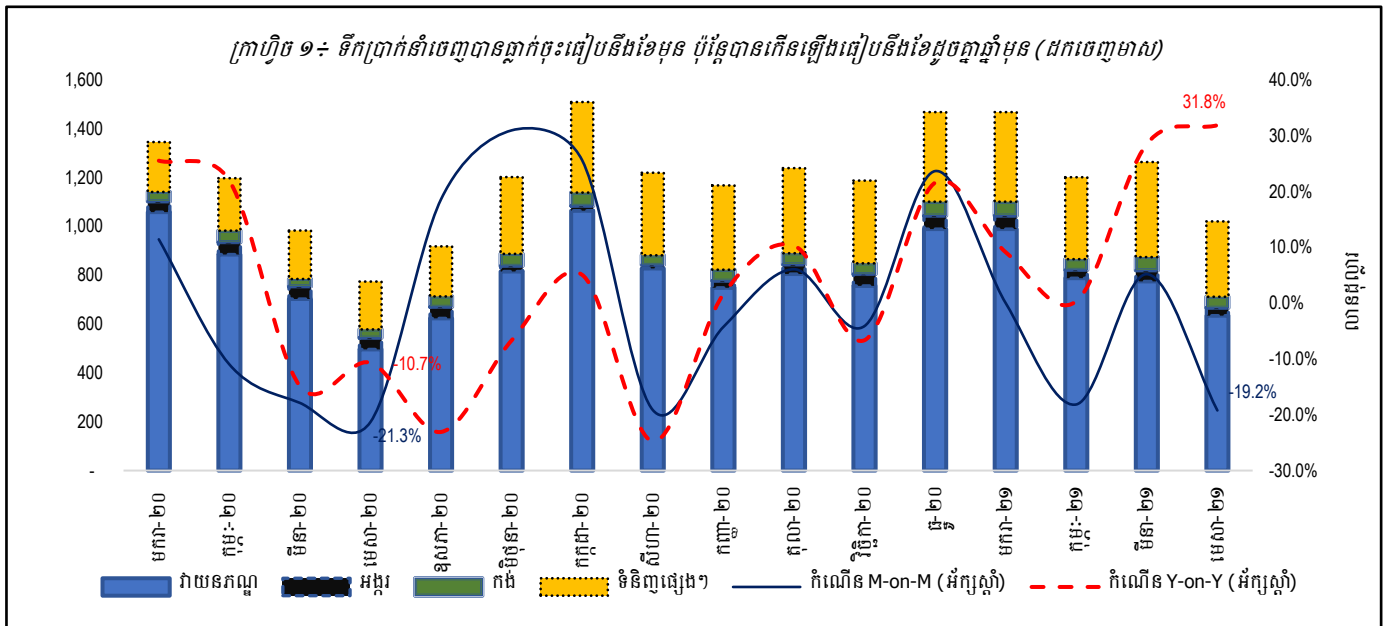
| | Page |
|--|----------|
| Executive summary | 1 |
| 1. Cambodia economic trends | 2 |
| 1.2. Trade | 2 |
| 1.3. Private investment | 3 |
| 1.4. Tourism | 3 |
| 1.5. Construction | 4 |
| 2. International commodity prices | 5 |
| 2.1. Crude oil price: Brent, WTI, Dubai | 5 |
| 2.2. Rice price: 5%, 25%, 100% broken | 5 |
| 2.3. Rubber price: TSR20, RSS3 | 6 |
| 2.4. Price Index | 7 |

Executive summary

1. Cambodia's Economy has continued to be affected by the negative impact of the Covid-19 pandemic especially **February 20th 2021 Community Incident** which has put a lot of pressure on main sectors of Cambodia's economic growth. As of April 2021, the amount of garment export, international tourist arrivals, activities in the construction sector and foreign investment have continued to decline. However, the non-garment export especially bicycles, electronics assembly, wooden products, gold and agricultural products have still continued to keep momentum.
2. In April 2021, commodity prices in (1) Cambodia Market: the average price of gasoline was 3,700 riel/liter remains stable, the average price of diesel was 3,250 riel/liter decreased by 3% and the average price of Neang minh rice was 2,444riel/kg increased by 1,0% compared to March and (2) International market: the average price of crude oil (Brent) was 64.8 dollars/barrel decreased by 0.6% and the average price of Crude oil of WTI was 61.7 dollars/barrel increased 5.6% compared to March.
3. As of April 2021, Cambodia total export achieved a total amount of 4,826 million dollars (16.8% of GDP) increased by 9.8% compared to the same period last year, driven by the increase of bicycle exports and other export goods. As the total import value (gold excluded) achieved a total of 6,635 million dollars (23% of GDP) increased by 9.4% compared to last year mainly due to the increase of fabric imports, construction equipment, and other products such as food, medicines, sugar, refrigerator, clothing (new) and fertilizers.
4. As of April 2021, international tourist arrivals have continued to decline, accounted for 83 thousand tourists declined by 92.9% compared last year, of which Chinese tourists reached around 26 thousand tourists (31.4% of the total international tourist arrivals) declined by 90.1%.
5. As of April 2021, a total number of construction proposals reached 1,380 projects, declined by 267 projects, of which the constructions proposals for housing accounted for 1,202 projects (87.1% of the total construction proposals) declined by 143 projects compared the same period last year.
6. As of April 2021, the total investment projects have achieved 34 projects declined by 43 projects and created approximately 25 thousand new jobs declined by 58.4% and worth a total investment value of 704 million dollars decreased by 53.9% compared to the same period last year.

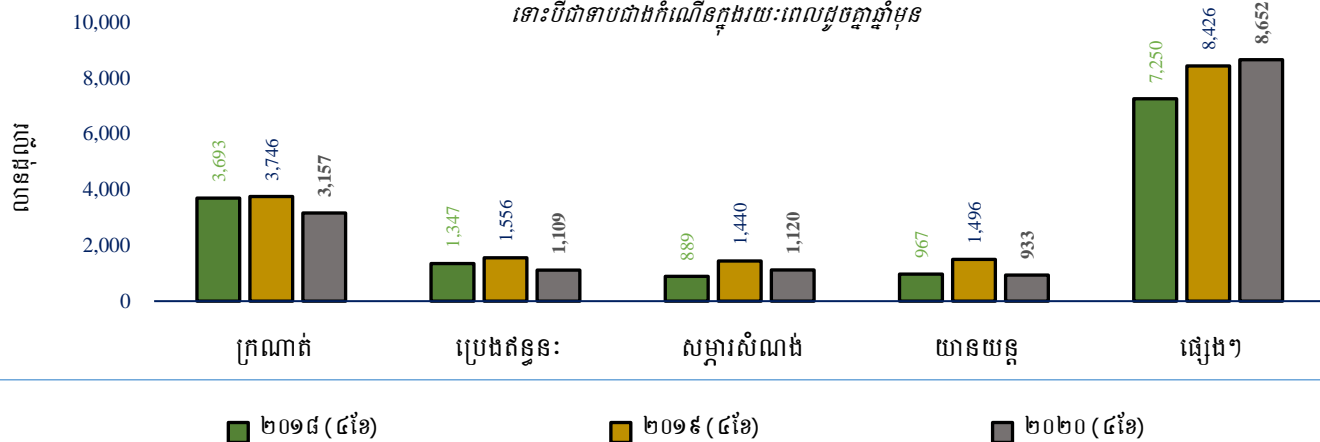
១. ទិដ្ឋភាពសេដ្ឋកិច្ចកម្ពុជា / Cambodia economic trends

១.១. វិស័យពាណិជ្ជកម្ម / Trade

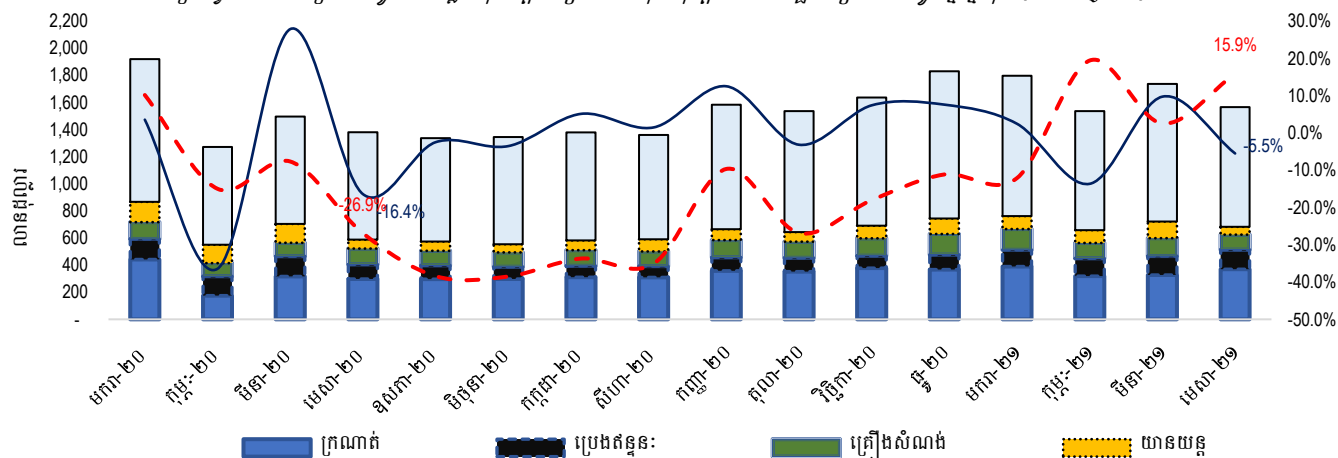


ប្រភព៖ ស្ថិតិទំហំពាណិជ្ជកម្មអន្តរជាតិ, អគ្គនាយកដ្ឋានគយនិងរដ្ឋាករកម្ពុជា

ក្រាហ្វិច ៦៖ ការនាំចូលទំនិញសំខាន់ៗនៅតែបន្តរក្សាបានកំណើនល្អប្រសើរ
ទោះបីជាទាបជាងកំណើនក្នុងរយៈពេលដូចគ្នាឆ្នាំមុន



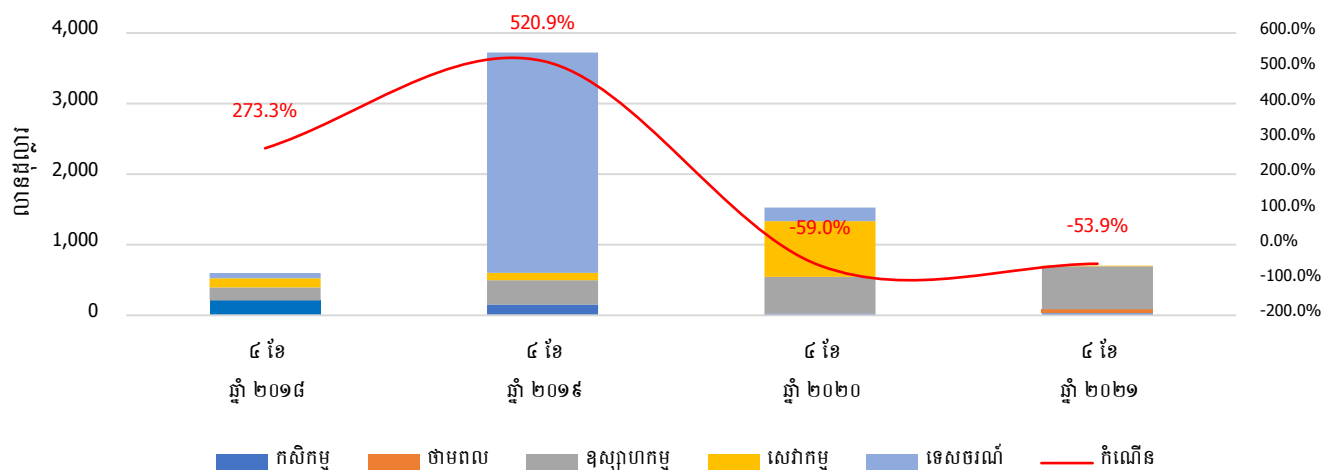
ក្រាហ្វិច ៧៖ ទឹកប្រាក់នាំចូលបានធ្លាក់ចុះបន្តិចធៀបនឹងខែមុន ប៉ុន្តែបានកើនឡើងធៀបនឹងខែដូចគ្នាឆ្នាំមុន (ដកចេញមាស)



ប្រភព៖ ស្ថិតិទំហំពាណិជ្ជកម្មអន្តរជាតិ, អគ្គនាយកដ្ឋានគយនិងរដ្ឋាករកម្ពុជា

១.២. ស្ថានភាពវិនិយោគ / Investment

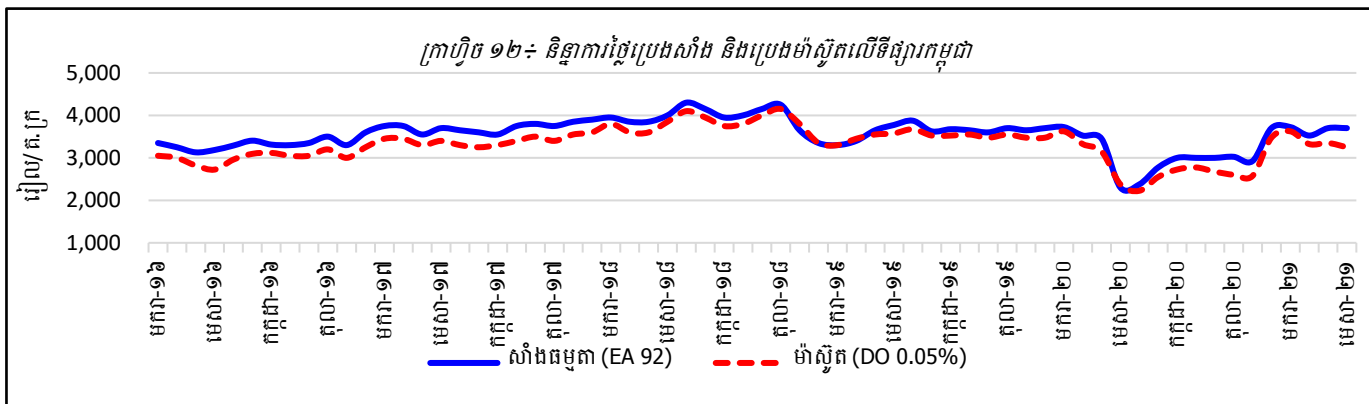
ក្រាហ្វិច ៨៖ ទុនវិនិយោគបាននិងកំពុងបន្តធ្លាក់ចុះ



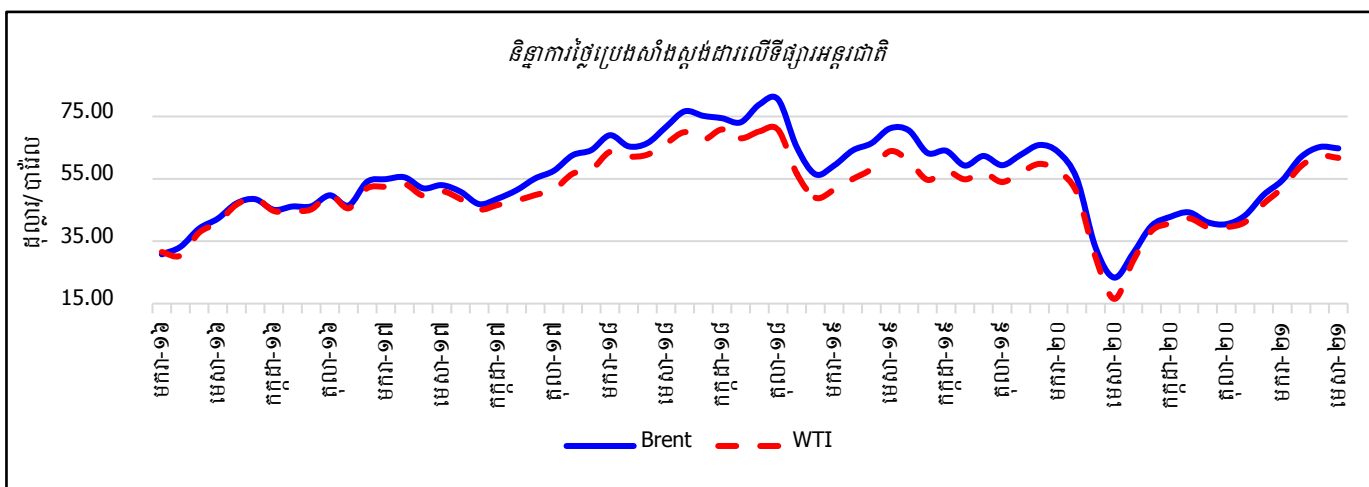
ប្រភព៖ ក្រុមប្រឹក្សាអភិវឌ្ឍន៍កម្ពុជា

២. វិទ្យាសាស្ត្រថ្លៃទំនិញសំខាន់ៗ / Commodity prices

២.១. ថ្លៃប្រេង

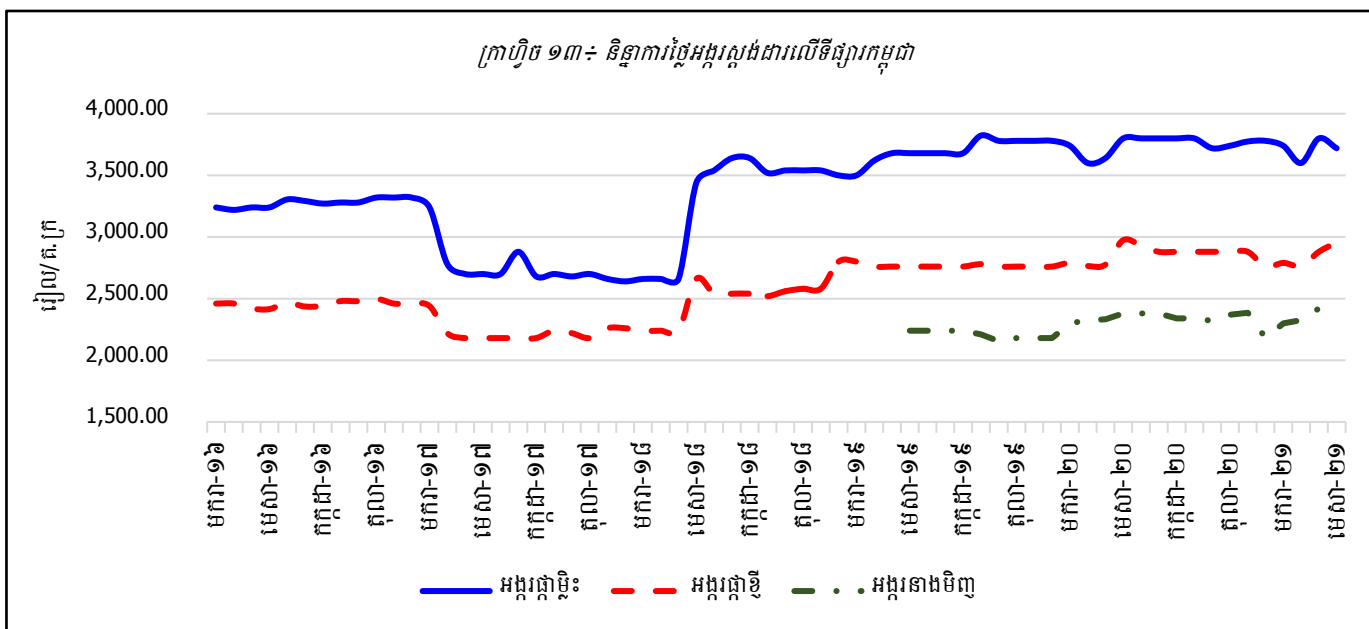


ប្រភព៖ ក្រសួងពាណិជ្ជកម្ម

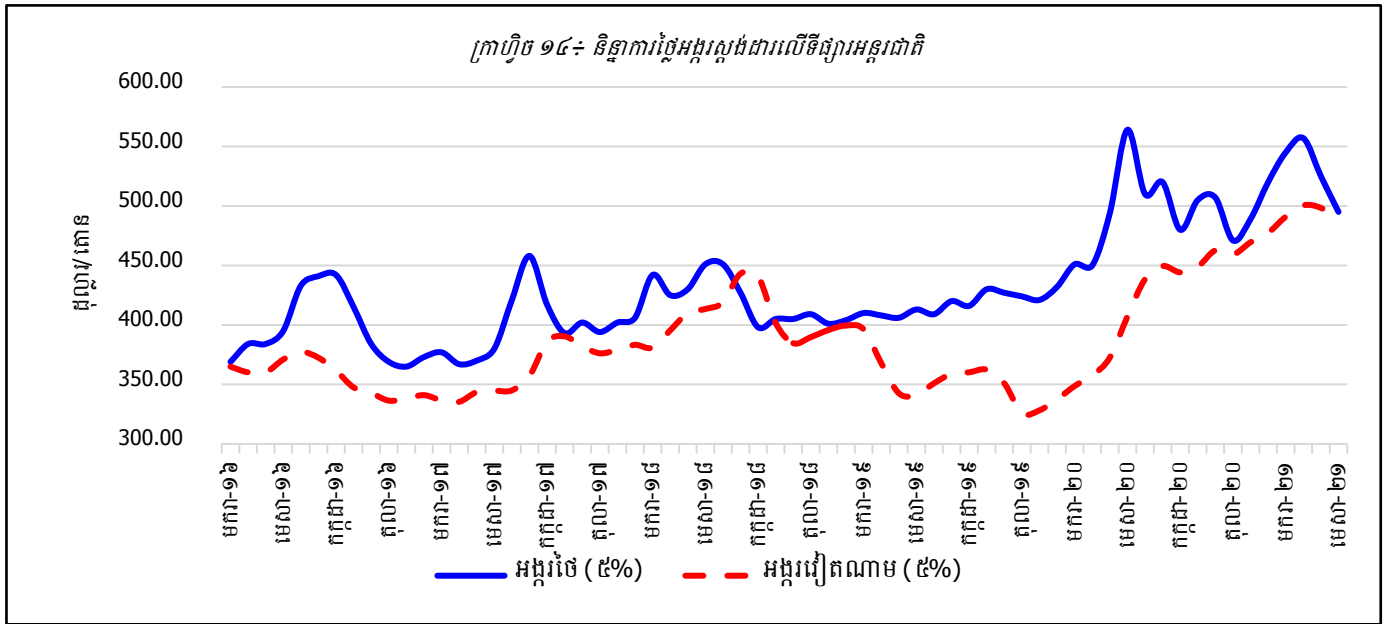


ប្រភព៖ ធនាគារពិភពលោក (Pink Sheet)

២.២. ថ្លៃអង្ករ

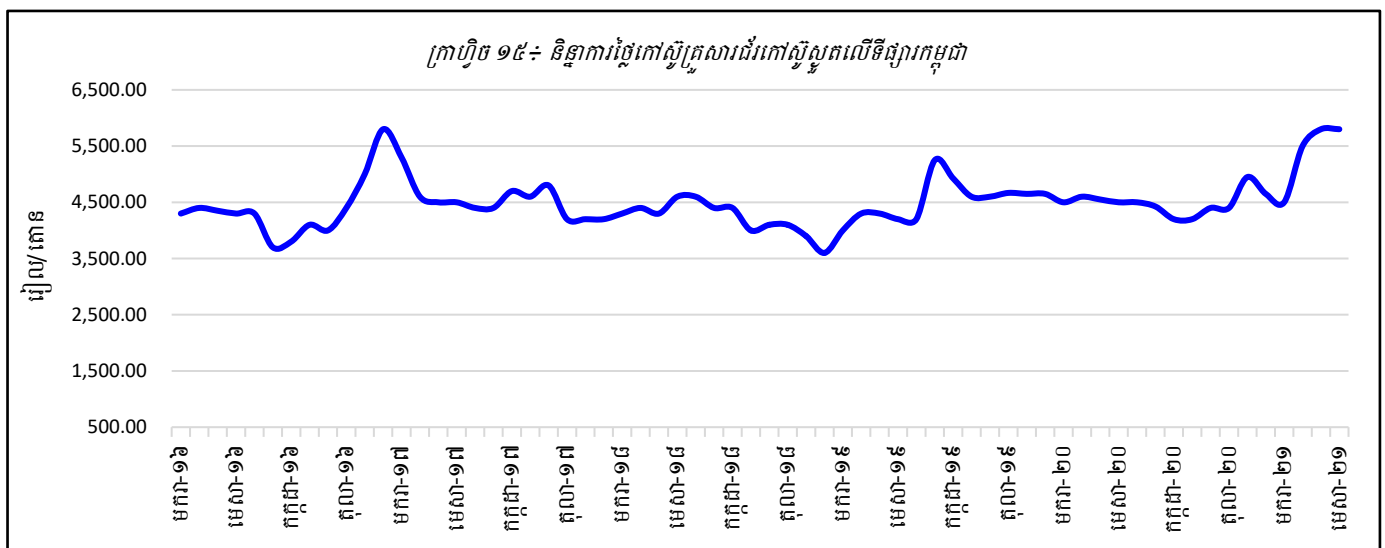


ប្រភព៖ ក្រសួងកសិកម្ម រុក្ខាប្រមាញ់ និងនេសាទ

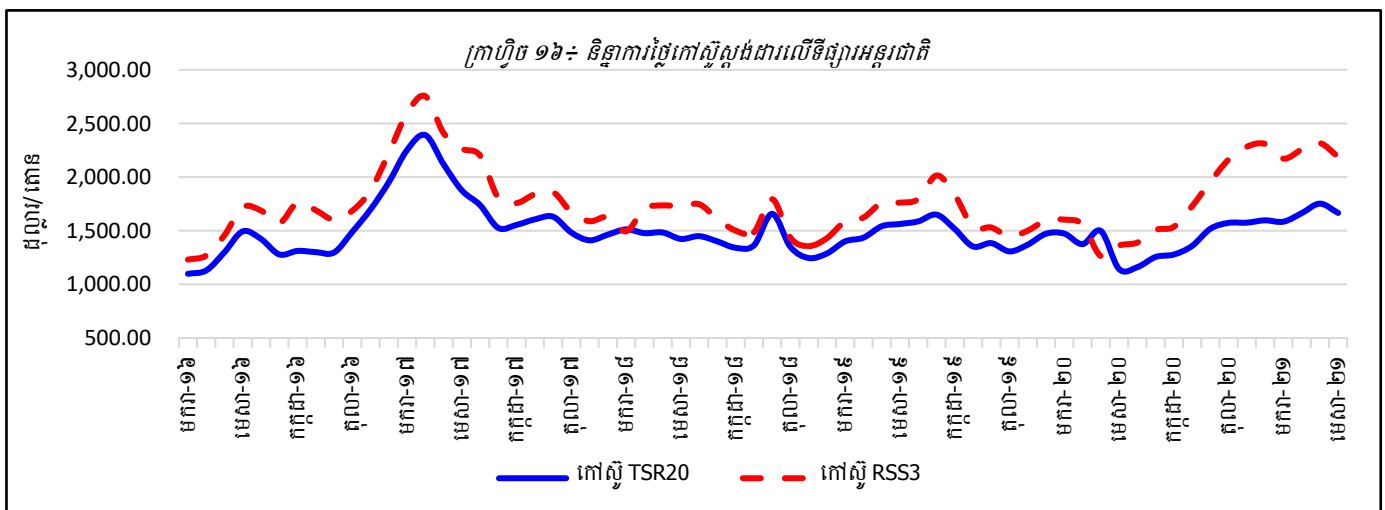


ប្រភព៖ World Bank (Pink Sheet)

២.៣. ថ្លៃកៅស៊ូ

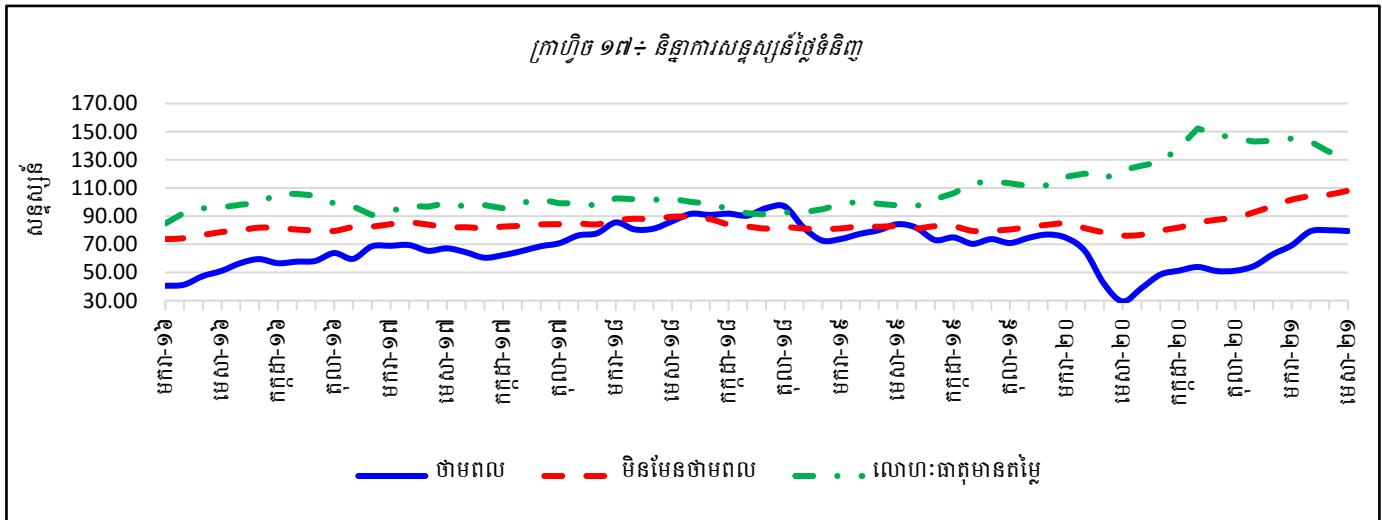


ប្រភព៖ ក្រសួងកសិកម្ម រុក្ខាប្រមាញ់ និងនេសាទ



ប្រភព៖ World Bank (Pink Sheet)

២.៤. សន្ទស្សន៍ថ្លៃទំនិញ



ប្រភព÷ World Bank (Pink Sheet)

Prepared by Statistics and Economic Analysis Department

General Department of Policy

Ministry of Economy and Finance

Contacts:

Tel: 017 366 553, 010 713 459

Working Hours: 7:00 AM - 11:00 AM, and 14:00 PM - 17:00 PM

Noted:

The responsibility for opinions expressed in this publication rests solely with the working team of the General Department.

The publication does not constitute an endorsement by Ministry of Economy and Finance or Royal Government of Cambodia.