

Socio-Economic Trends

March 2021

Contents

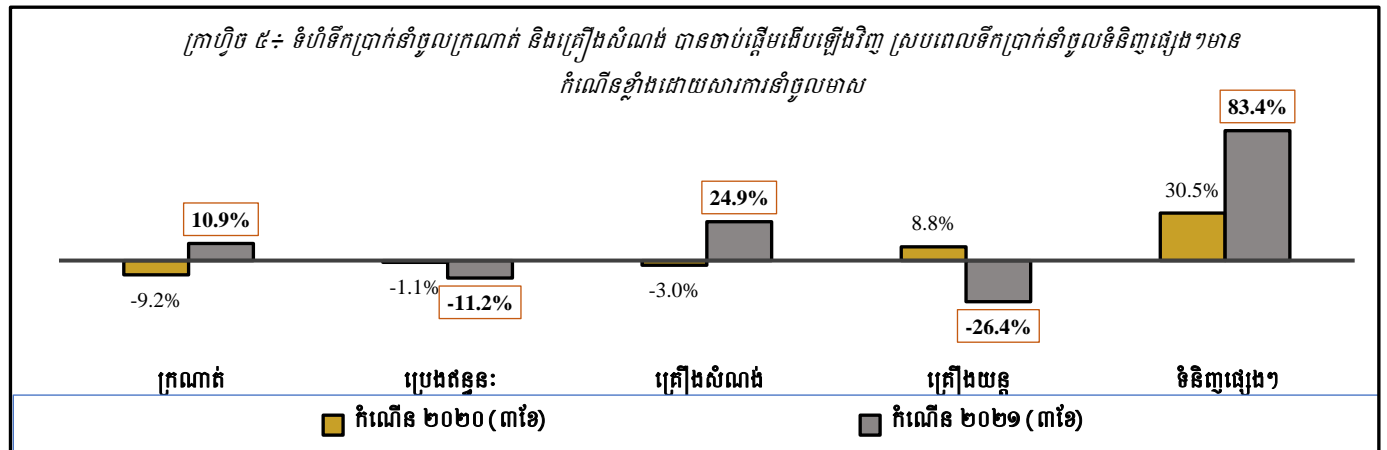
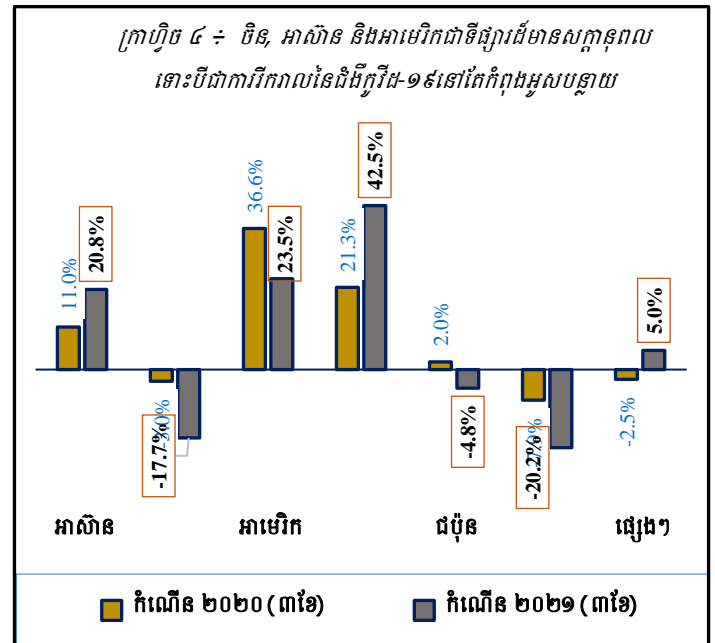
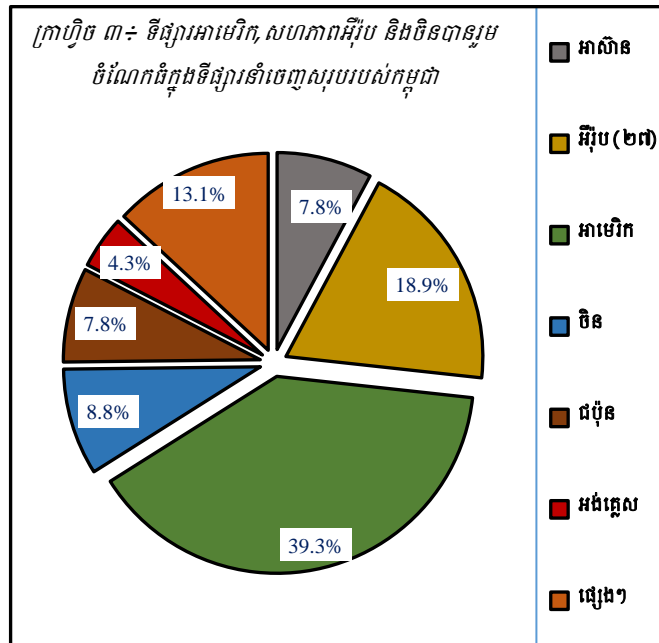
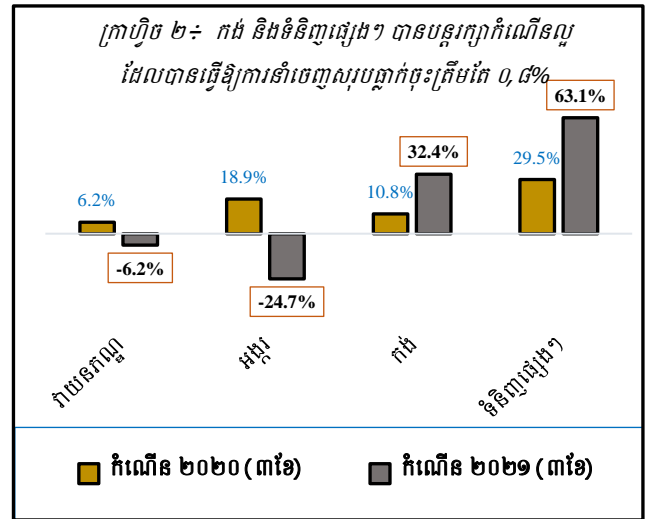
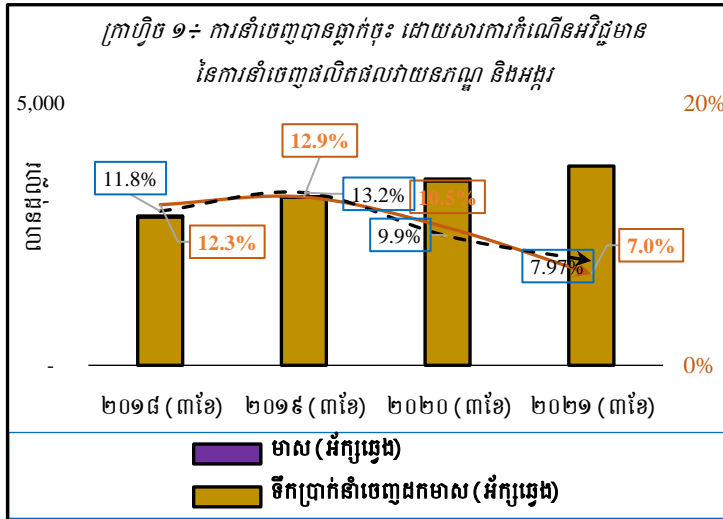
	Page
Executive summary	1
1. Cambodia economic trends	2
1.2. Trade	2
1.3. Private investment	3
1.4. Tourism	3
1.5. Construction	4
2. International commodity prices	4
2.1. Crude oil price: Brent, WTI, Dubai	4
2.2. Rice price: 5%, 25%, 100% broken	6
2.3. Rubber price: TSR20, RSS3	6
2.4. Price Index	6

Executive summary

1. Cambodia's Economy has continued to be affected by the negative impact of the Covid-19 pandemic on main sectors of Cambodia's economic growth. In the 1st semester 2021, the number of international tourist arrivals, garment export, activities in the construction sector and foreign investment have continued to decline. However, the non-garment export especially bicycles, electronics assembly, wooden products, gold and agricultural products have still continued to keep momentum. However, the lockdown of Phnom Penh City and Takmao for 14 days due to the dramatic increase of the Covid-19 cases (**February 20th 2021 Community Incident**) has severely impacted on the livelihood of Cambodians and business activities.
2. In March 2021, commodity prices in (1) Cambodia Market: the average price of gasoline was 3,700 riel/liter increased by 5.0%, and the average price of diesel was 3,350 riel/liter increased by 0.8% compared to the last month and (2) International market: the average price of crude oil (Brent) was 65.19 dollars/barrel increased by 5.2% and the average price of Crude oil of WTI was 62.35 dollars/barrel, increased by 5.6% compared to the last month.
3. As of March 2021, Cambodia total export has shown a positive growth rate with a total export value achieved a total amount of 3,806 million dollars (13.3% of GDP) increased by 7% comparing the same period last year and was driven by the dramatic increase of bicycle export and other export goods. Meanwhile, the total import value also has a positive growth that achieved a total of 7,514 million dollars increased by 47.7% compared to last year. Overall, the **February 20th 2021 Community Incident** could impact on the production process especially if the factory workers get infected by covid-19 could cause some of the factories to temporarily shut down.
4. As of March 2021, international tourist arrivals have continued to decline, it achieved 71 thousand people, declined by 92.9% compared to last year of which Chinese tourists (33.6% of the total international tourist arrivals) declined by 90.8%.
5. As of March 2021, a total number of construction proposals reached 1,066 projects, declined by 50 projects of which 922 projects are the constructions proposals for housing declined by 156 projects compared to the same period last year. Overall, the **February 20th 2021 Community Incident** could impact on real estate's include Borey's and condos through delaying or temporarily stopped the operations.
6. As of March 2021, the total investment projects have not shown a positive sign yet and achieved 28 projects declined by 17 projects, created approximately 21 thousand new jobs (declined by 41.5%) and with a total investment value of 680 million dollars (decreased by 23.2%) compared to the same period last year.

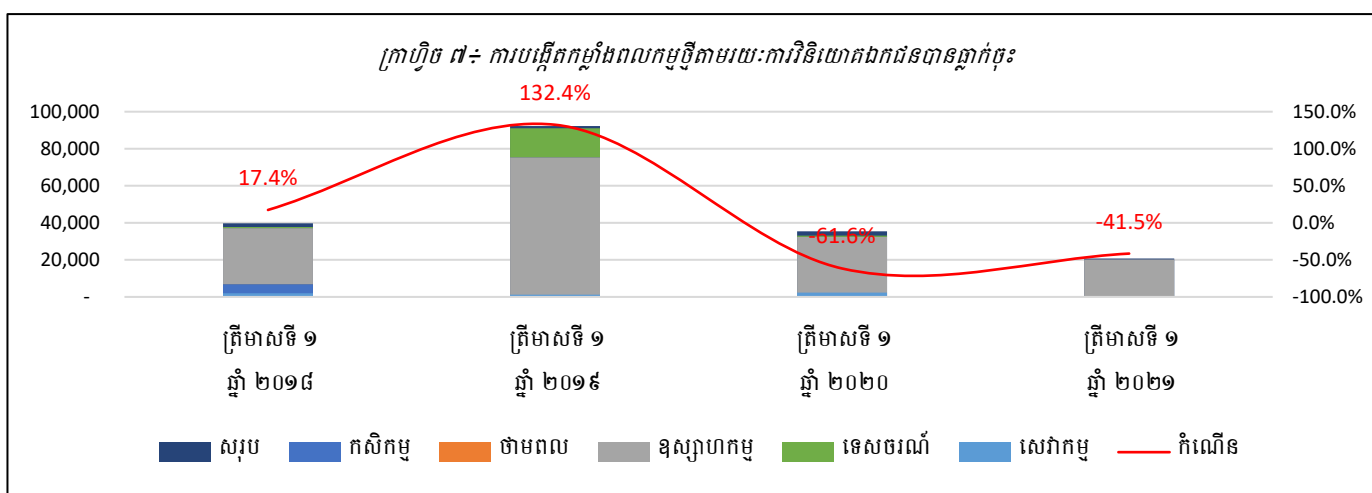
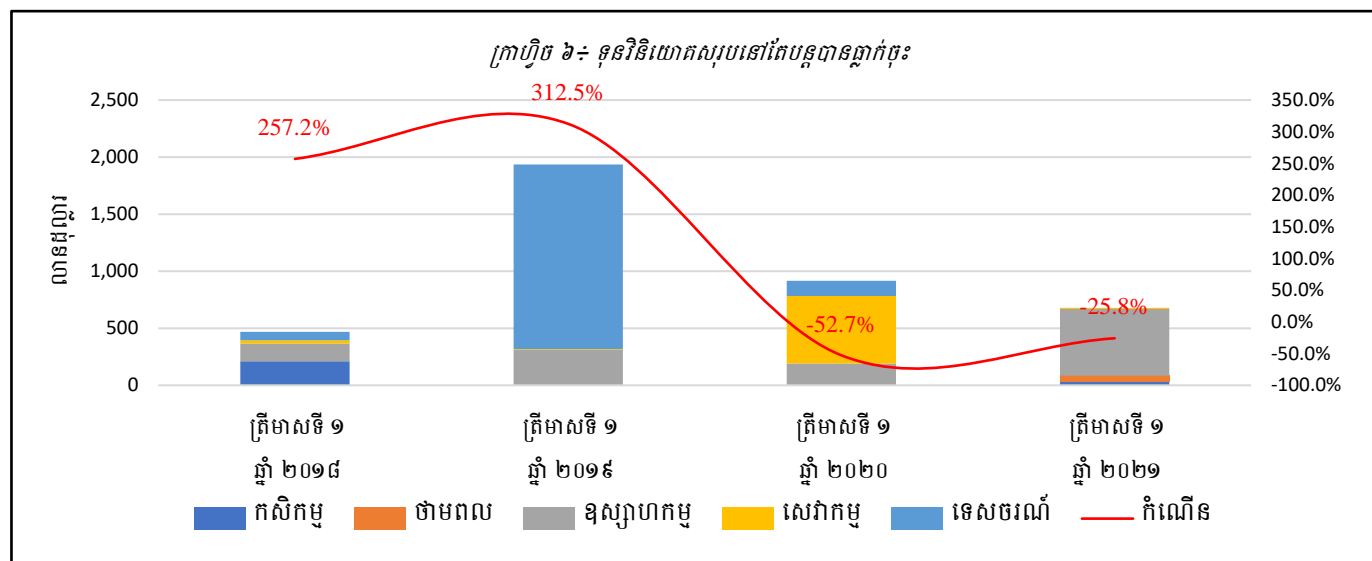
១. ទិន្នន័យសេដ្ឋកិច្ចកម្ពុជា / Cambodia economic trends

១.១. វិស័យពាណិជ្ជកម្ម / Trade



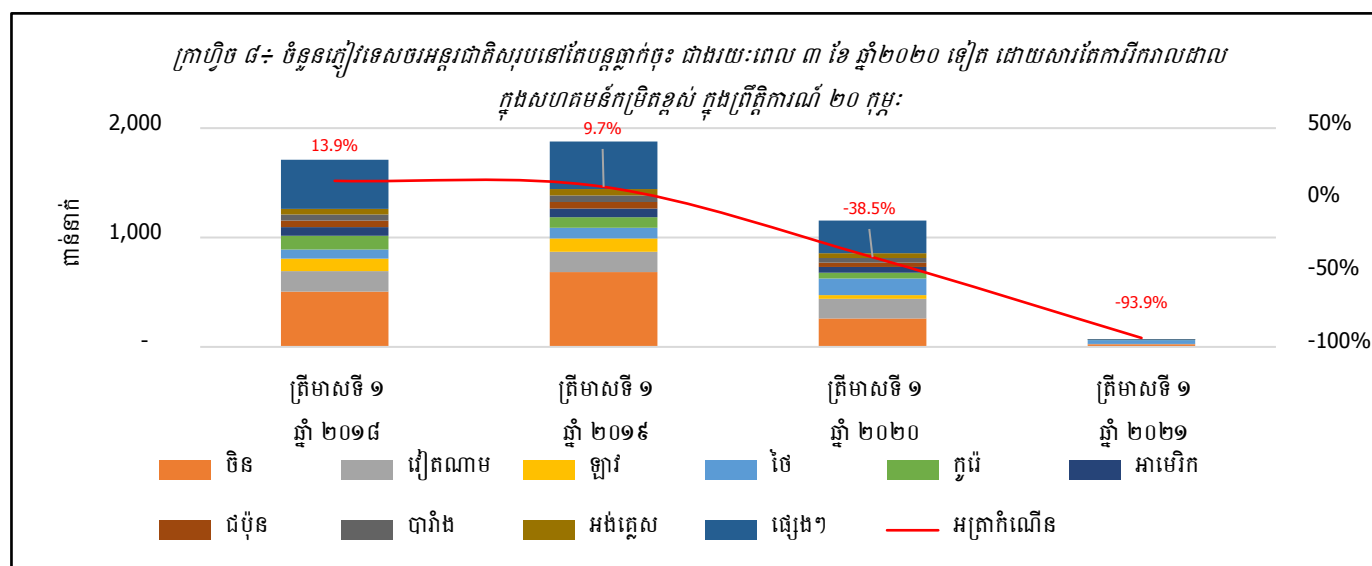
ប្រភព៖ ស្ថិតិទំហំពាណិជ្ជកម្មអន្តរជាតិ, អគ្គនាយកដ្ឋានគយនិងរដ្ឋាករកម្ពុជា

១.២. ស្ថានភាពវិនិយោគ / Investment



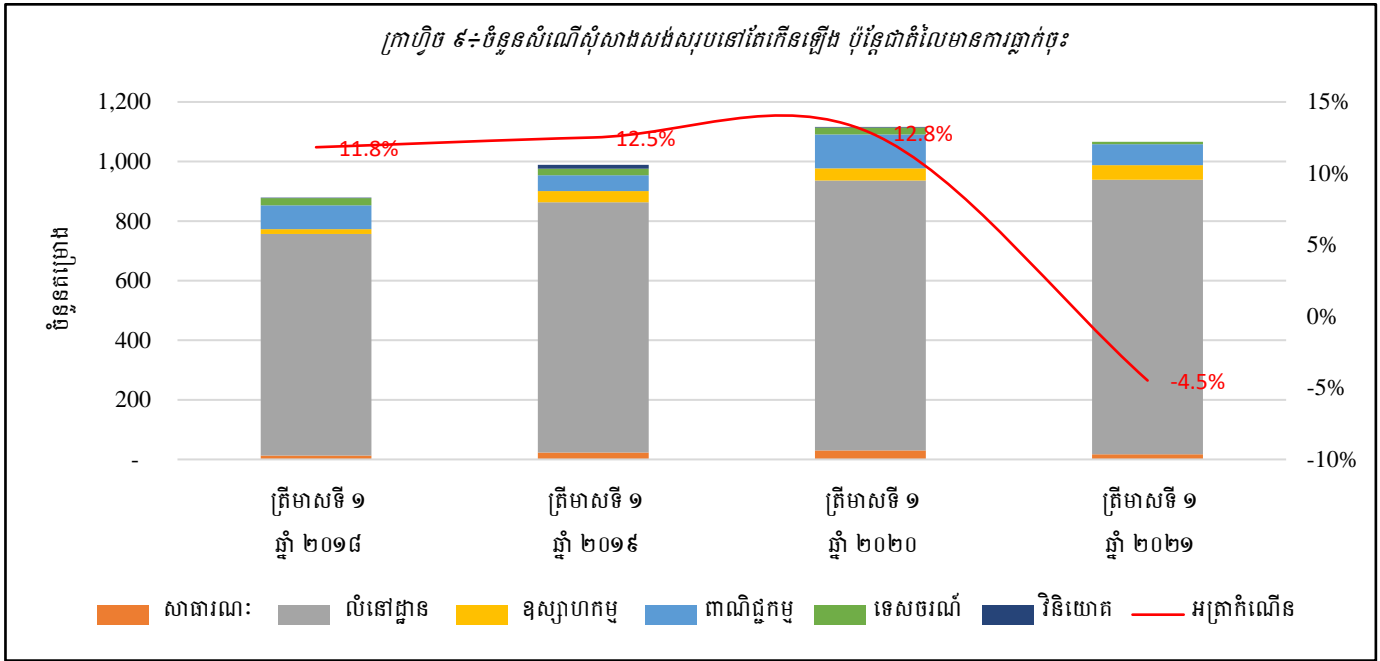
ប្រភព៖ ក្រុមប្រឹក្សាអភិវឌ្ឍន៍កម្ពុជា

១.៣. ស្ថានភាពទេសចរណ៍ / Tourism



ប្រភព៖ ក្រសួងទេសចរណ៍

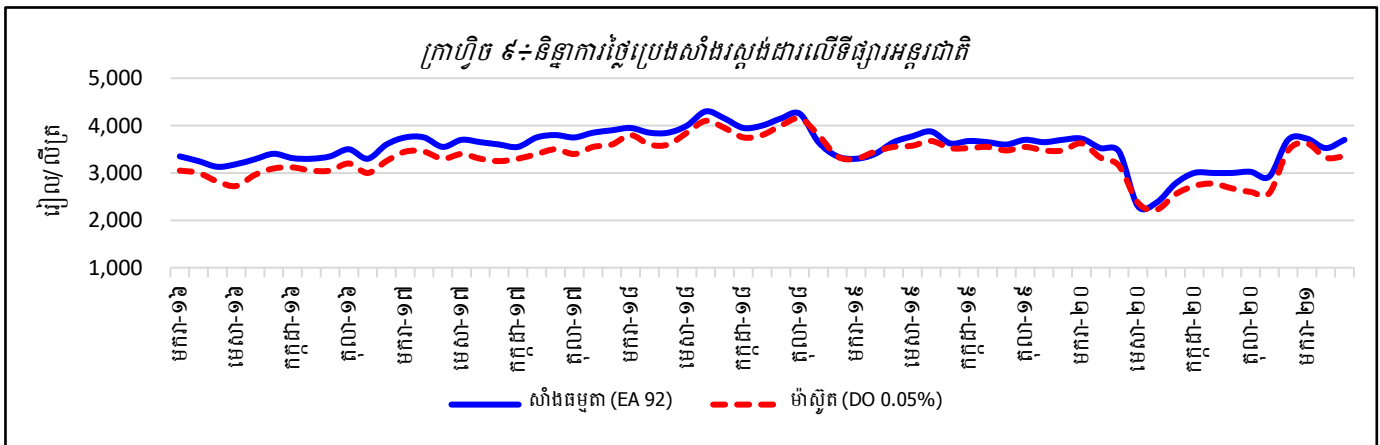
១.៤. ស្ថានភាពសំណង់ / Construction



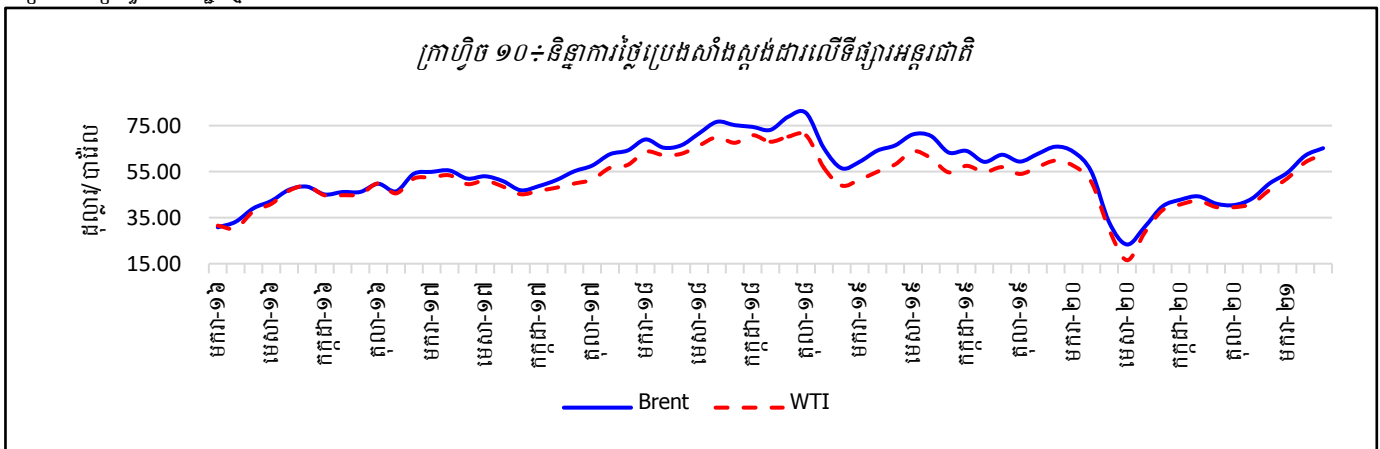
ប្រភព៖ ក្រសួងរៀបចំដែនដី នគរូបនីយកម្ម និងសំណង់

២. តម្លៃទំនិញសំខាន់ៗ / Commodity prices

២.១. ផ្នែកប្រឆាំង

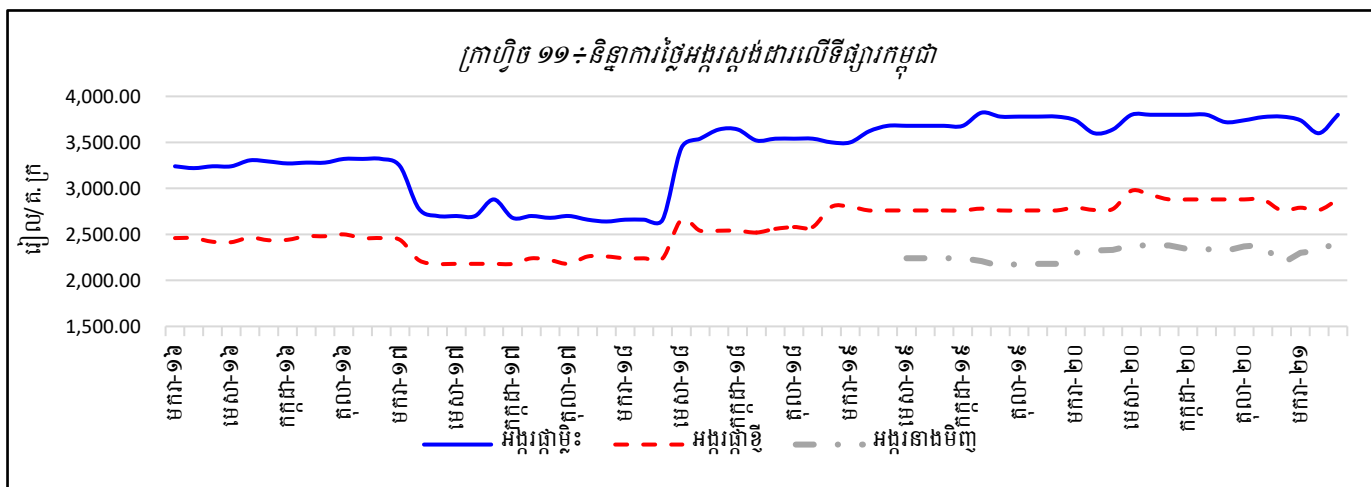


ប្រភព៖ ក្រសួងពាណិជ្ជកម្ម

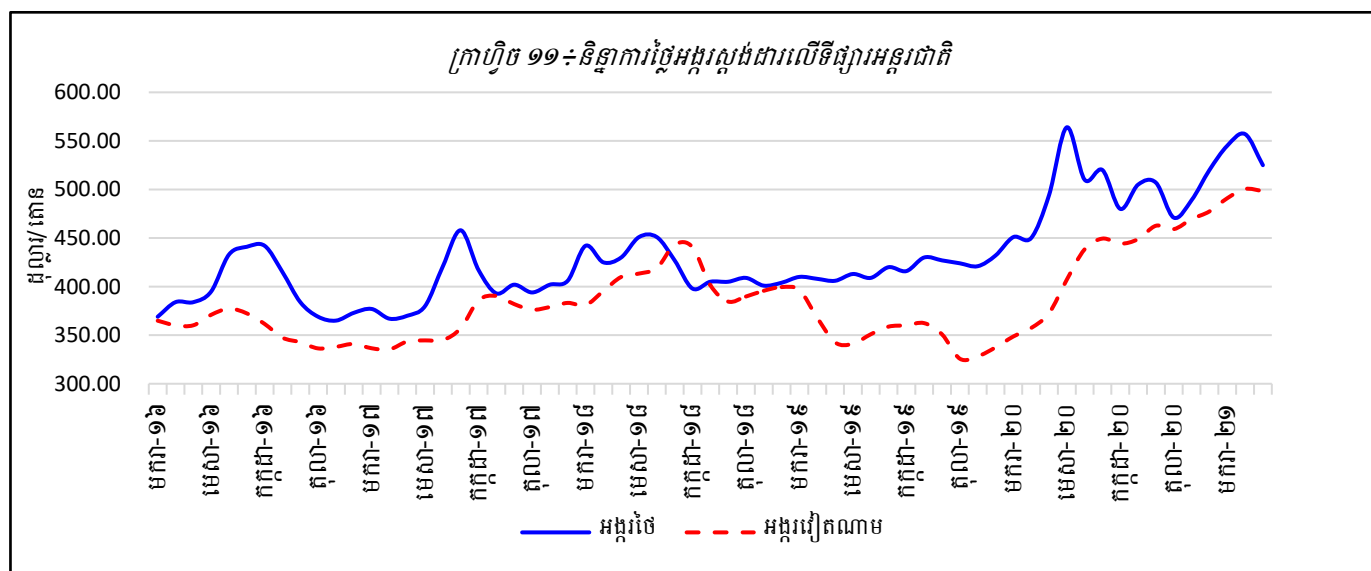


ប្រភព៖ ធនាគារពិភពលោក (Pink Sheet)

២.២. ថ្លៃអង្ករ

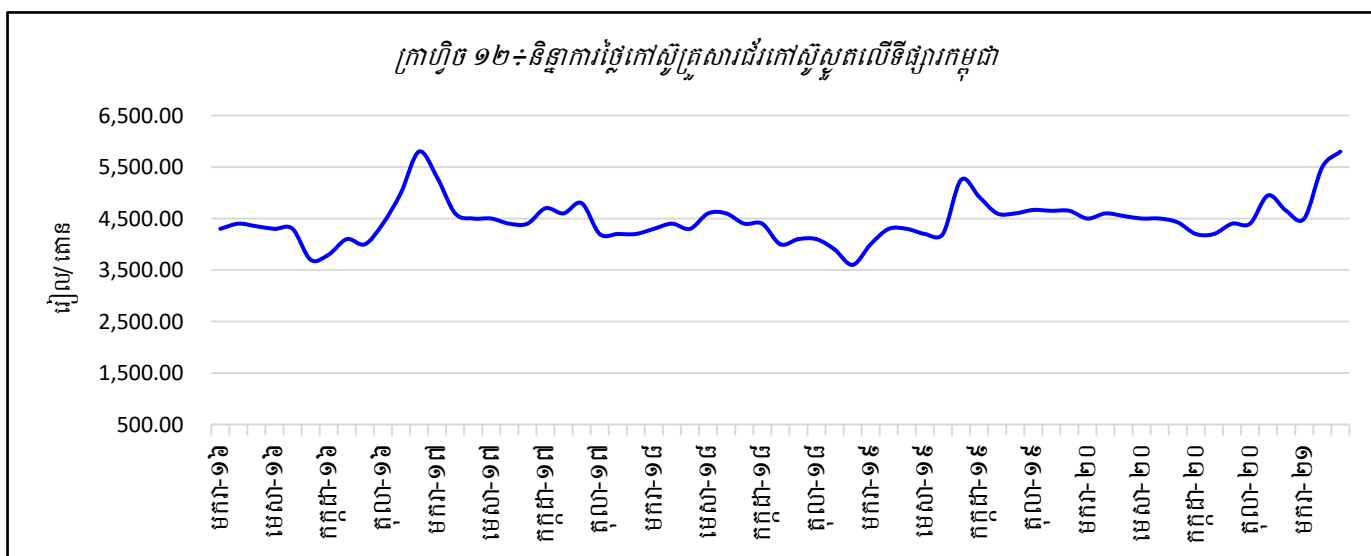


ប្រភព ÷ ក្រសួងកសិកម្ម រុក្ខាប្រមាញ់ និងនេសាទ

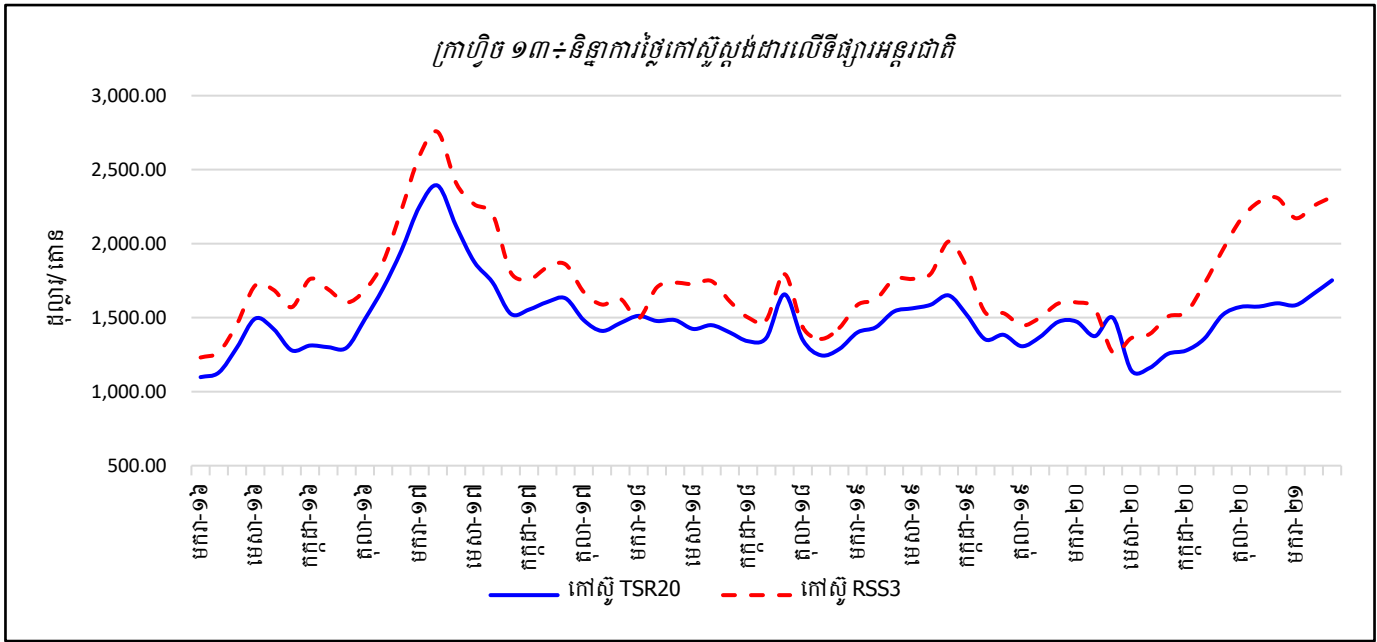


ប្រភព ÷ ធនាគារពិភពលោក (Pink Sheet)

២.៣. ថ្លៃកៅស៊ូ

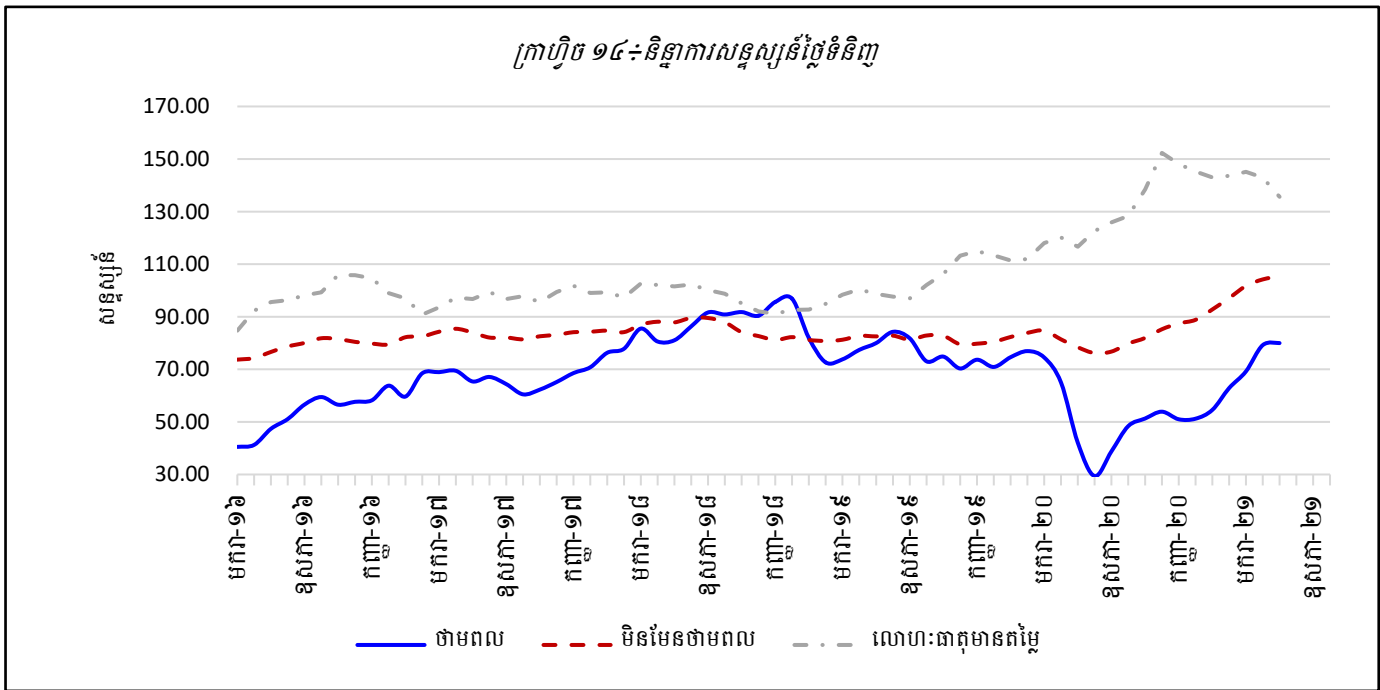


ប្រភព ÷ ក្រសួងកសិកម្ម រុក្ខាប្រមាញ់ និងនេសាទ



ប្រភព ÷ World Bank (Pink Sheet)

២.៤. សន្ទស្សន៍ថ្លៃទំនិញ



ប្រភព ÷ World Bank (Pink Sheet)

Prepared by Statistics and Economic Analysis Department

General Department of Policy

Ministry of Economy and Finance

Contacts:

Tel: 017 366 553, 010 713 459

Working Hours: 7:00 AM - 11:00 AM, and 14:00 PM - 17:00 PM

Noted:

The responsibility for opinions expressed in this publication rests solely with the working team of the General Department.

The publication does not constitute an endorsement by Ministry of Economy and Finance or Royal Government of Cambodia.