

# Socio-Economic Trends

February 2021

## Contents

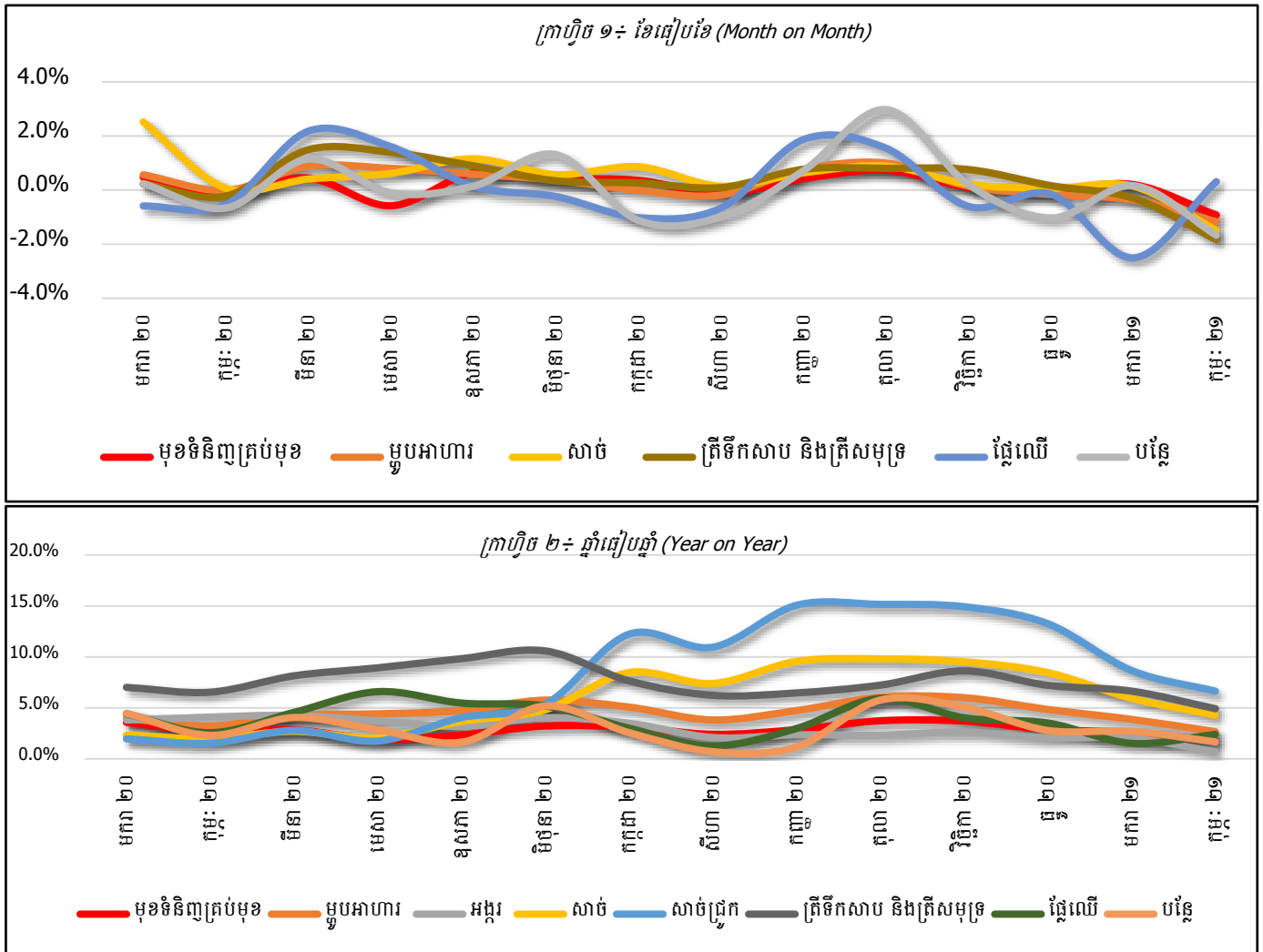
	Page
<b>Executive summary</b>	<b>1</b>
<b>1. Cambodia economic trends</b>	<b>2</b>
1.1. Consumer Price Index	2
1.2. Trade	2
1.3. Private investment	3
1.4. Tourism	4
1.5. Construction	4
<b>2. International commodity prices</b>	<b>5</b>
2.1. Crude oil price: Brent, WTI, Dubai	5
2.2. Rice price: 5%, 25%, 100% broken	5
2.3. Rubber price: TSR20, RSS3	6
2.4. Price Index	7

## Executive summary

1. Cambodia's Economy has been affected by the negative impact of the Covid-19 pandemic on main sectors of Cambodia's economic growth. In February 2021, the number of international tourist arrivals, garment export, activities in the construction sector and foreign investment have continued to decline. However, the non-garment exports especially bicycles, electronics assembly, wooden products, gold and agricultural products have still continued to keep momentum.
2. In February 2021, commodity prices in (1) Cambodia Market: the average price of gasoline was 3,450 riel/liter increased by 5.34% and the average price of diesel was 3,125 riel/liter increased by 5.05% compared to last month and (2) International market: the average price of crude oil (Brent) was 61.96 dollars/barrel increased by 13.58% and the average price of Crude oil of WTI was 59.06 dollars/barrel, increased 13.36% compared to the last month.
3. As of February 2021, Cambodia total export has had a negative growth. In particular, total export value achieved a total amount of 2,543 million dollars decreased by 0.8% compared to last year, mainly due to the negative growth of garment export and rice export. Meanwhile, the total import value has shown a dramatic increase which achieved a total value of 4,666 million dollars increased by 35.4% compared to last year. Overall, although the non-garment exports continue to remain a stable growth, the total export growth could decline due to the **February 20<sup>th</sup> 2021 Community Incident** in Cambodia and will have a severe impact on production process.
4. As of February 2021, total international tourist arrivals achieved 41 thousand people, declined by 95.6% compared to the same period last year. In addition, Chinese tourists achieved around 9 thousand people (23.2% of the total international tourist arrivals) declined by 95.0% while international arrivals from the TOP 10 countries to Cambodia have shown a negative growth as well. Overall, the international tourist arrivals are expected to continue declining in the 1<sup>st</sup> semester of 2021 due to the **February 20<sup>th</sup> 2021 Community Incident** which forced the Government to limit travelling hours.
5. As of February 2021, a total number of construction proposals has shown an increase which reached 859 projects, increased by 131 projects, compared to the same period last year. It is also noted that the increase of the construction proposals was mostly on housing constructions which has a total value of 737 million dollars compared to the same period last year.
6. As of February 2021, the total investment projects have not shown a positive sign yet. In particular, the total investment projects reached 21 projects declined by 15 projects, created approximately 17 thousand new jobs (increased by 73.9%) and with a total investment value of 552 million dollars (increased by 11.99%) compared to the same period last year.
7. As of February 2021, according to National Institution of Statistics (NIS), Consumer price index slightly declined by 0.9% compared to the previous month but increased by 1.7% compared to the same period last year. The price index of food (year on year) has continued to increase by 2.7% due to the increase of meat price index by 4.3% (pork increased by 6.6%, beef increased by 2.1% and duck increased by 2.2%). The food prices will continue to increase in the 1<sup>st</sup> semester of 2021 at manageable rate. Therefore, the overall inflation is expected to continue increase at moderate rate due to the offset of low price of gasoline and diesel.

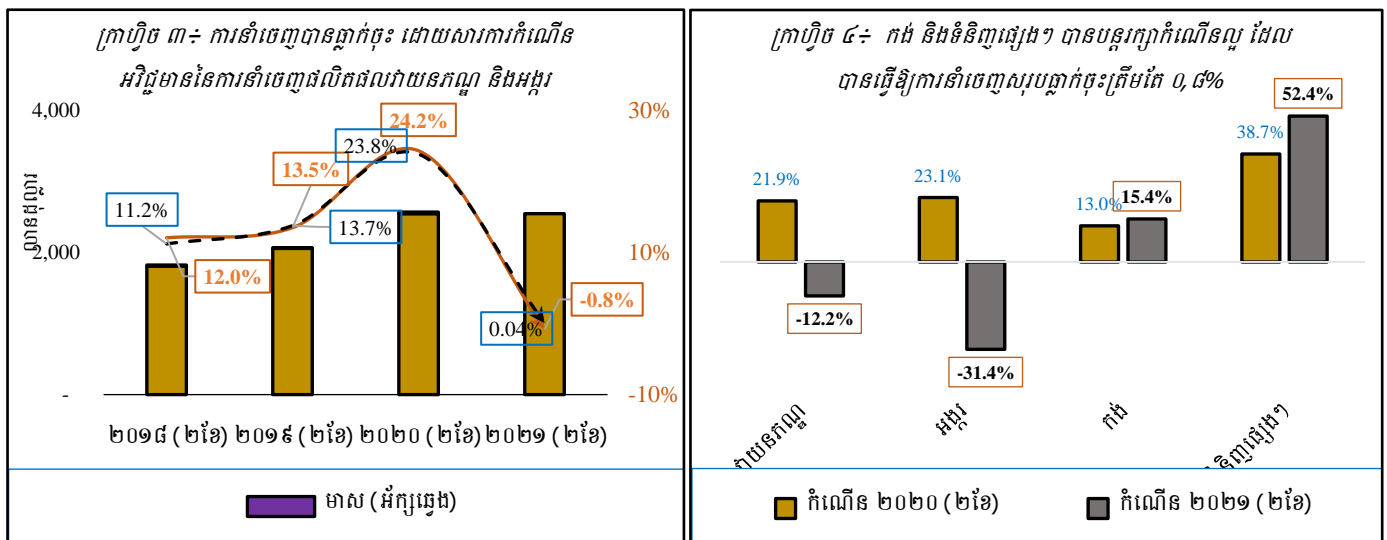
## ១. ទិដ្ឋភាពសេដ្ឋកិច្ចកម្ពុជា / Cambodia economic trends

### ១.១. ស្ថានភាពសន្ទស្សន៍តម្លៃទំនិញប្រើប្រាស់ / Consumer price index

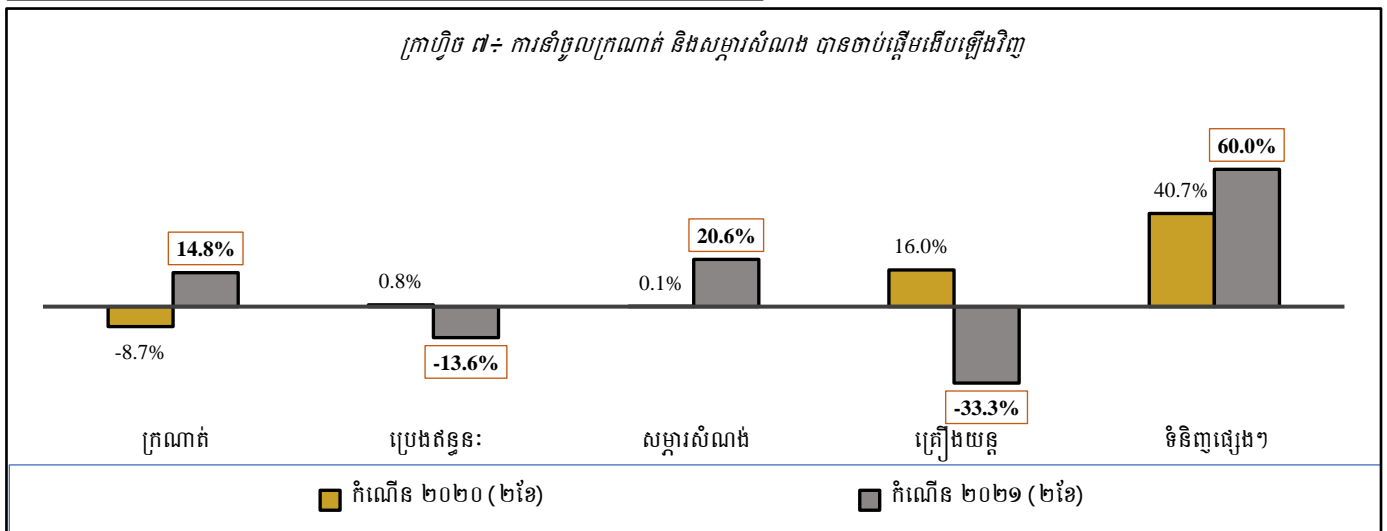
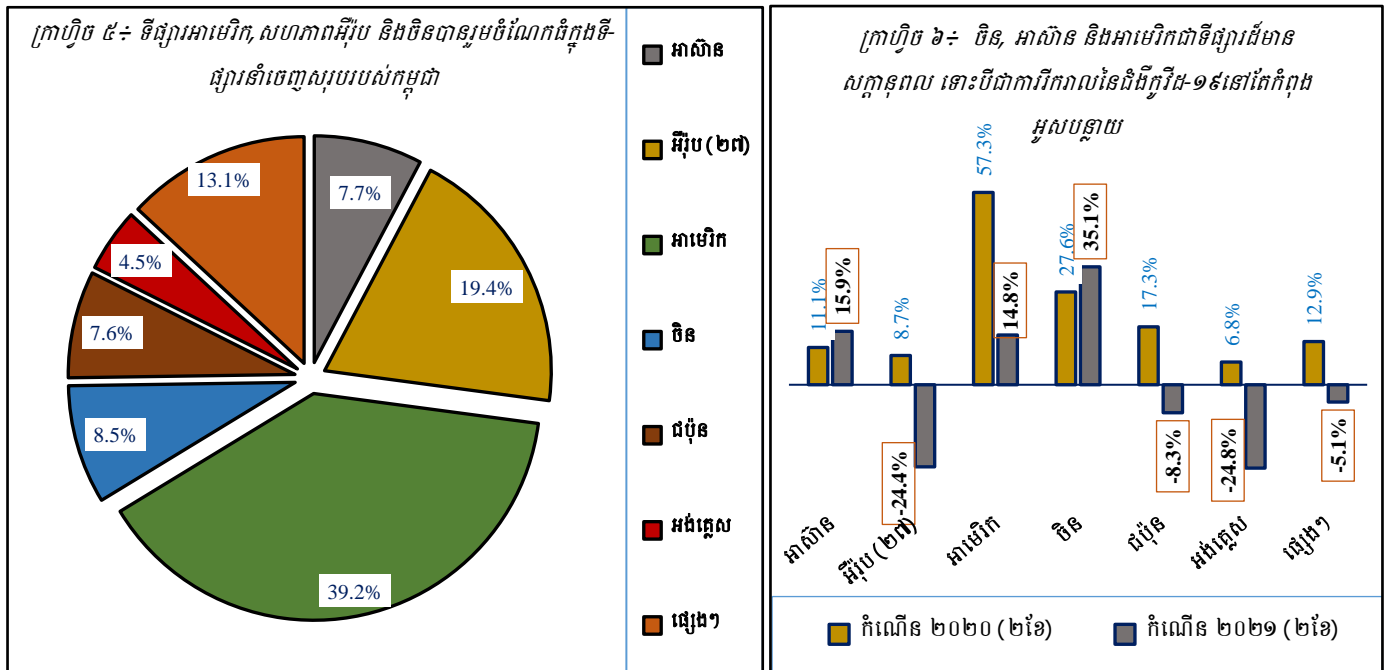


ប្រភព ÷ វិទ្យាស្ថានជាតិស្ថិតិ NIS

### ១.២. វិស័យពាណិជ្ជកម្ម / Trade

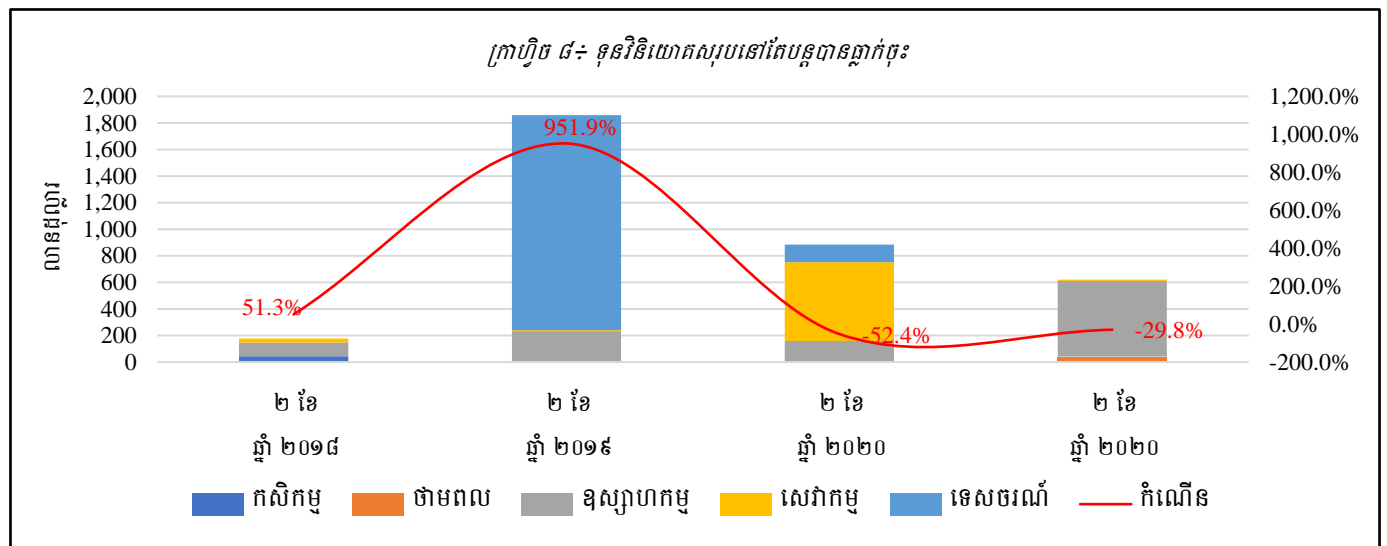


ប្រភព ÷ ស្ថិតិទំហំពាណិជ្ជកម្មអន្តរជាតិ, អគ្គនាយកដ្ឋានគយនិងរដ្ឋាករកម្ពុជា

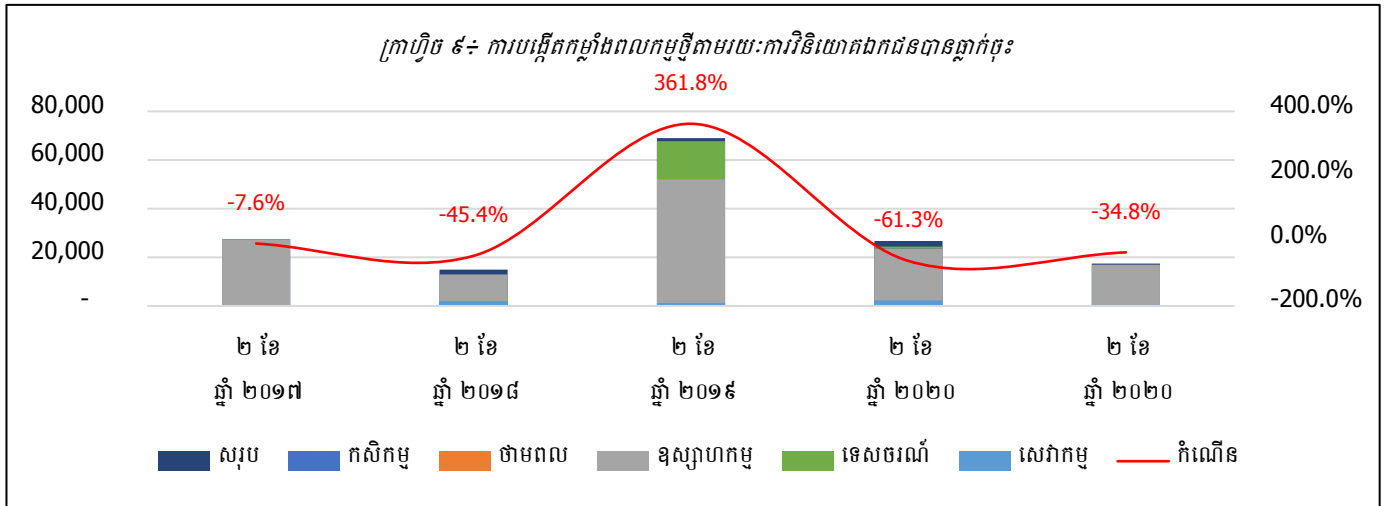


ប្រភព៖ ស្ថិតិទំហំពាណិជ្ជកម្មអន្តរជាតិ, អគ្គនាយកដ្ឋានគយនិងរដ្ឋាករកម្ពុជា

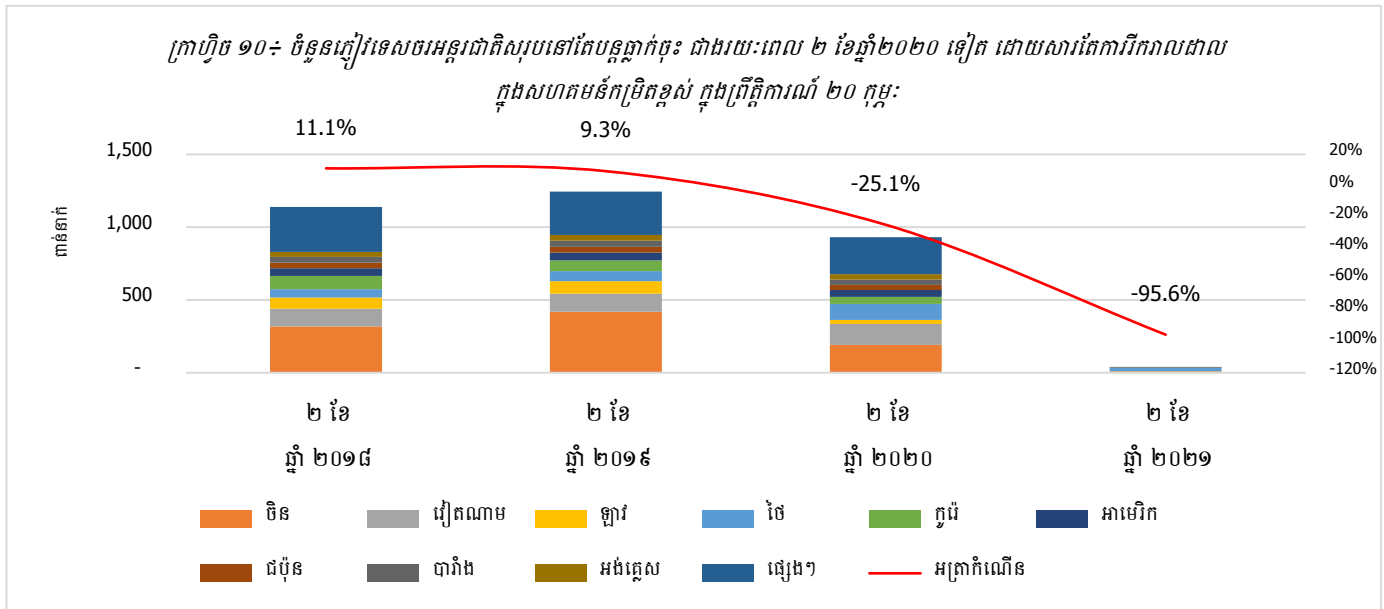
### ១.៣. ស្ថានភាពវិនិយោគ / Investment



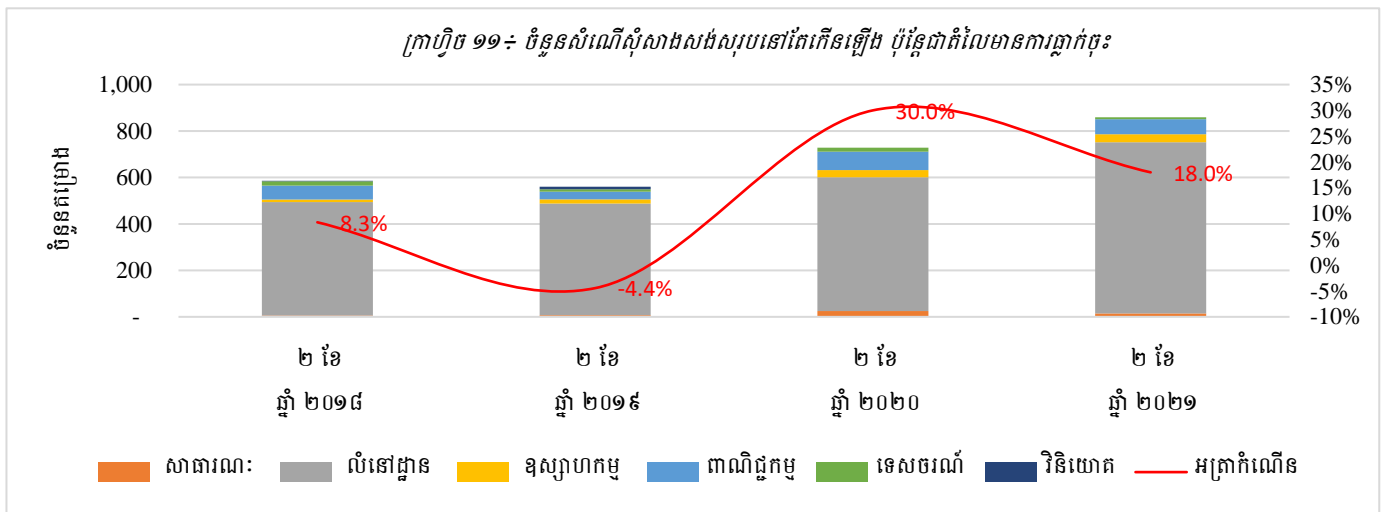
ប្រភព៖ ក្រុមប្រឹក្សាអភិវឌ្ឍន៍កម្ពុជា



ប្រភព៖ ក្រុមប្រឹក្សាអភិវឌ្ឍន៍កម្ពុជា  
**១.៤. ស្ថានភាពទេសចរណ៍ / Tourism**



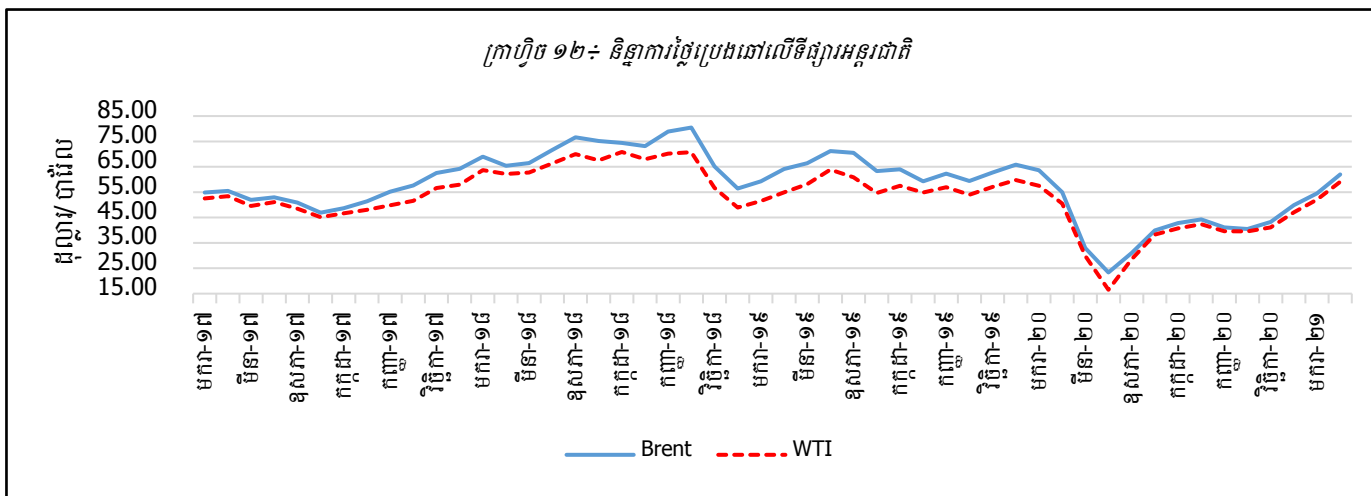
ប្រភព៖ ក្រសួងទេសចរណ៍  
**១.៥. ស្ថានភាពសំណង់ / Construction**



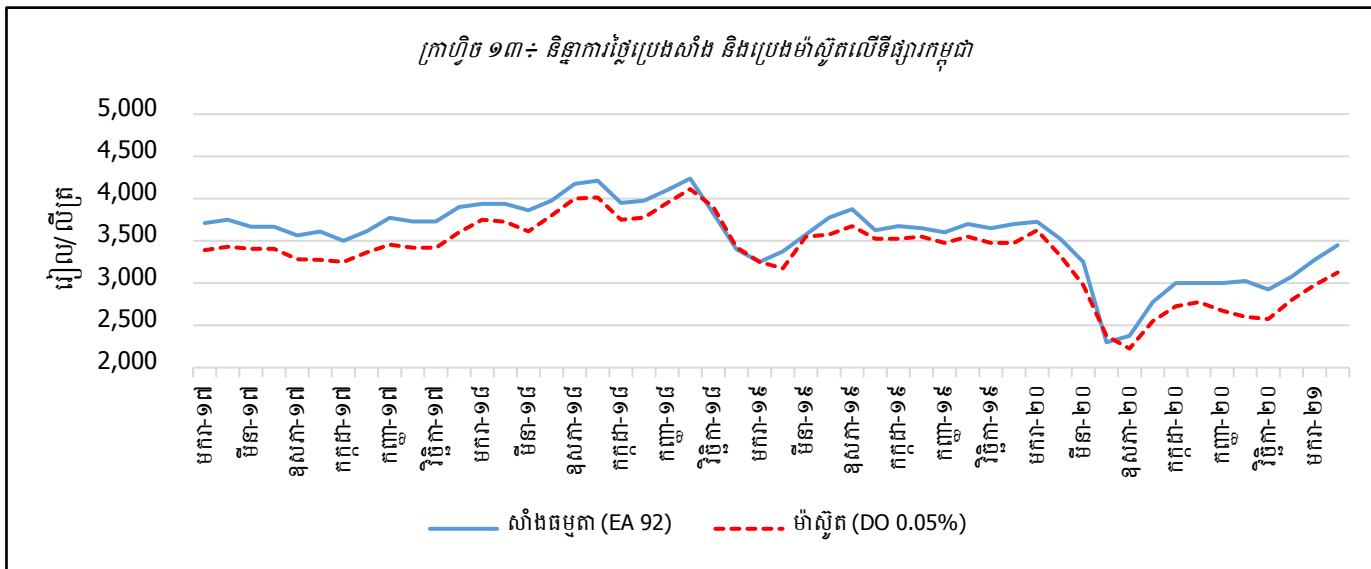
ប្រភព៖ ក្រសួងរៀបចំដែនដី នគរូបនីយកម្ម និងសំណង់

## ២. វិស័យឥសាន្ត្រសំខាន់ៗ / Commodity prices

### ២.១. ថ្លៃប្រេងឥន្ធនៈ

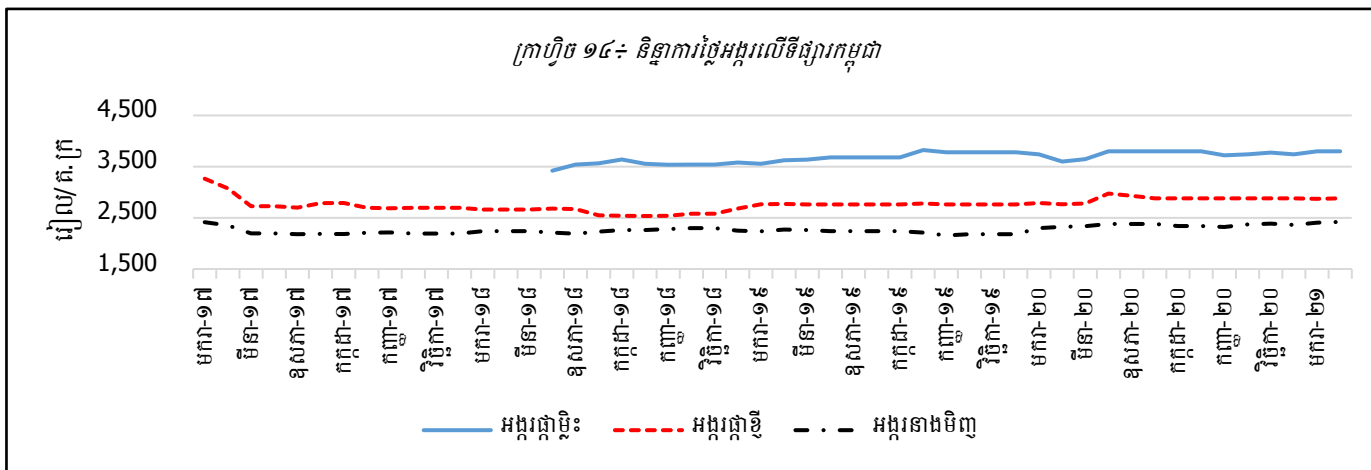


ប្រភព៖ ក្រសួងពាណិជ្ជកម្ម



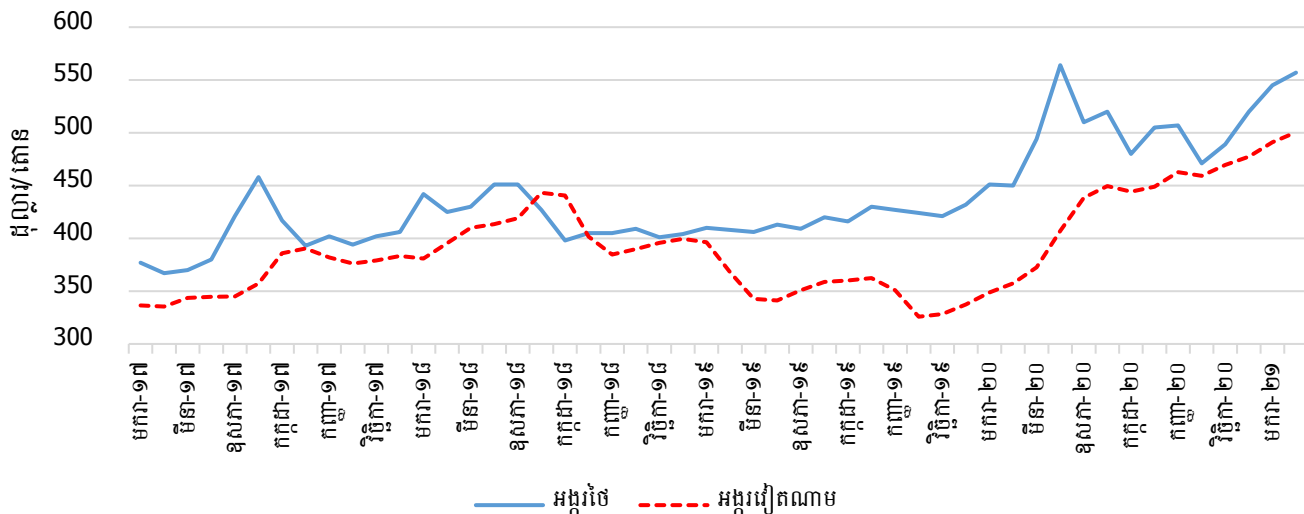
ប្រភព៖ ធនាគារពិភពលោក (Pink Sheet)

### ២.២. ថ្លៃអង្ករ



ប្រភព៖ ក្រសួងពាណិជ្ជកម្ម

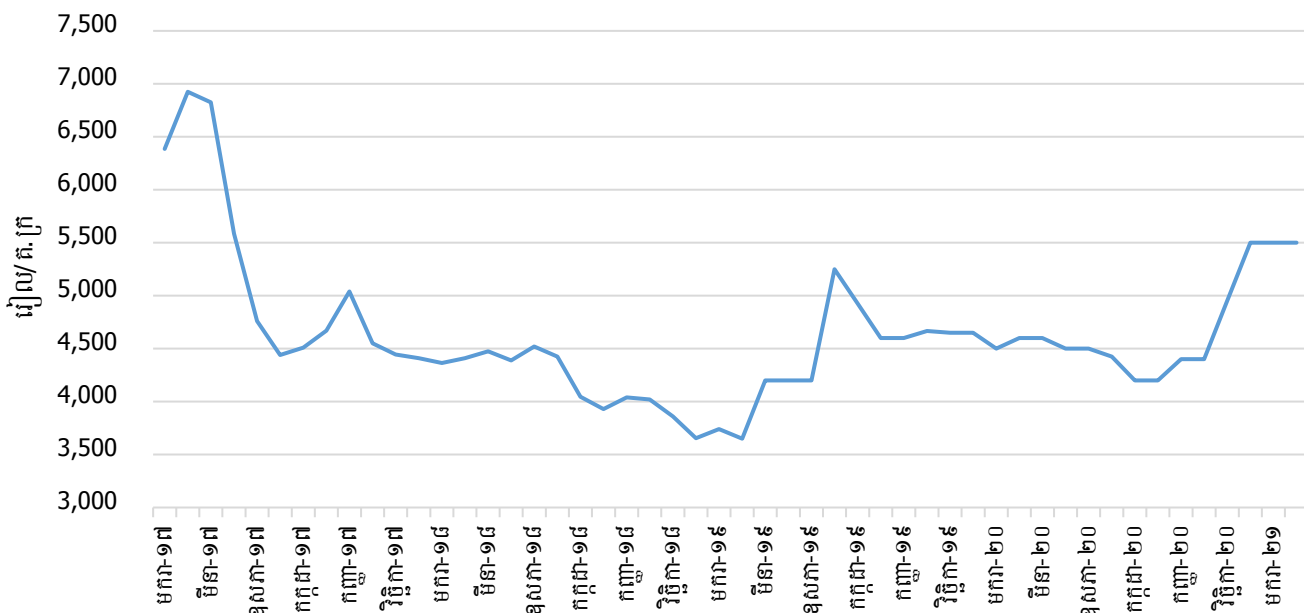
ក្រាហ្វិច ១៥៖ និន្នាការថ្លៃអង្ករបាក់៥%លើទីផ្សារអន្តរជាតិ



ប្រភព៖ ធនាគារពិភពលោក (Pink Sheet)

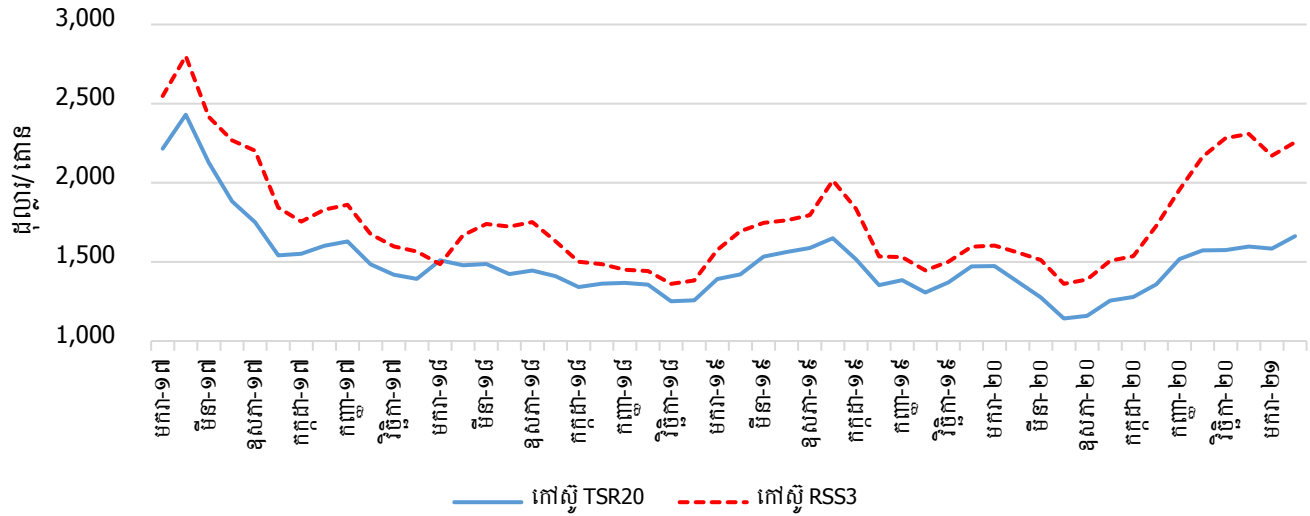
### ២.៣. ថ្លៃកៅស៊ូ

ក្រាហ្វិច ១៦៖ និន្នាការថ្លៃកៅស៊ូស្ត្រូសាជីវកៅស៊ូស្តលើទីផ្សារកម្ពុជា



ប្រភព៖ ក្រសួងកសិកម្ម រុក្ខាប្រមាញ់ និងនេសាទ

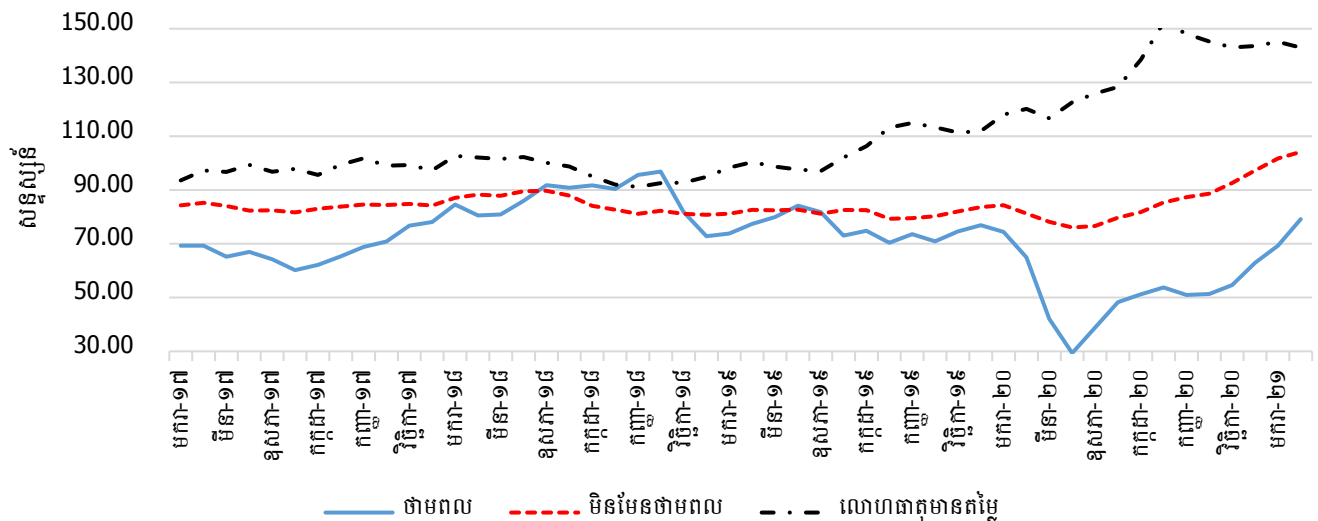
ក្រាហ្វិច ១៧៖ និន្នាការថ្លៃកៅស៊ូស្តង់ដារលើទីផ្សារអន្តរជាតិ



ប្រភព៖ ធនាគារពិភពលោក (Pink Sheet)

## ២.៤. សន្ទស្សន៍ថ្លៃទំនិញ

ក្រាហ្វិច ១៨៖ និន្នាការសន្ទស្សន៍ថ្លៃទំនិញ



ប្រភព៖ World Bank (Pink Sheet)

\*\*\*\*\*



\*\*\*\*\*

*Prepared by Statistics and Economic Analysis Department*

*General Department of Policy*

*Ministry of Economy and Finance*

*Contacts:*

*Tel: 017 366 553, 010 713 459*

*Working Hours: 7:00 AM - 11:00 AM, and 14:00 PM - 17:00 PM*

*Noted:*

*The responsibility for opinions expressed in this publication rests solely with the working team of the General Department.*

*The publication does not constitute an endorsement by Ministry of Economy and Finance or Royal Government of Cambodia.*