

# Socio-Economic Trends

**Annual 2020**

## Contents

	<b>Page</b>
<b>Executive summary</b>	<b>1</b>
<b>1. Cambodia economic trends</b>	<b>3</b>
1.1. Consumer price index	4
1.2. Trade	4
1.3. Private investment	6
1.4. Tourism	7
1.5. Construction	7
<b>2. International commodity prices</b>	<b>7</b>
2.1. Crude oil price: Brent, WTI, Dubai	8
2.2. Rice price: 5%, 25%, 100% broken	9
2.3. Rubber price: TSR20, RSS3	10
2.4. Price Index	10
<b>3. Appendix</b>	<b>11</b>

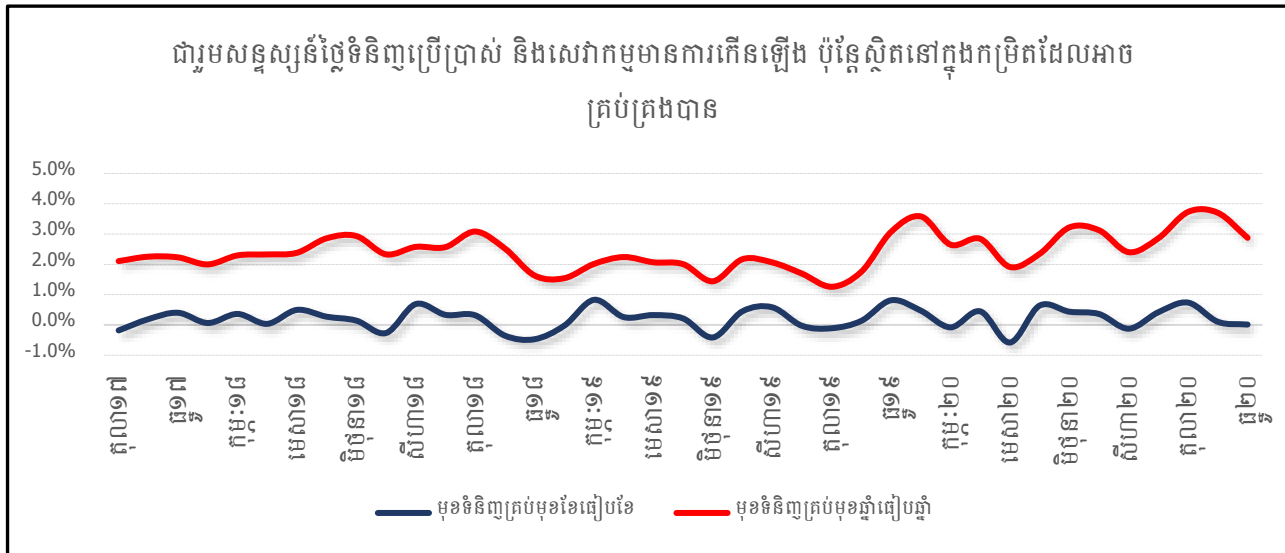
## Executive summary

1. The global economy in 2020, which is estimated to have a negative growth of 3.5%, due to the negative impacts of covid-19 on trade, investments and tourism sectors. Meanwhile, Cambodia's Economy is still under the impact of the spread of Covid-19 on main sectors of Cambodia's economic growth. The amount of international tourists, garment exports, activities in the construction sector and foreign investment have been declining in 2020. However, the garment exports especially bicycles, electronics assembly, wooden products, gold and agricultural products have still continued to keep momentum, at the same time as the government has been implementing interventions to help stabilize the lives of people and businesses during the covid-19 epidemic, as well as recovery plans after the crisis.
2. In December, commodity prices in (1) Cambodian Market: gasoline average price was 3,075 riel/liter increased 5.13% compared to the previous month and diesel average price was 2,800 riel/liter increased by 8.74% and (2) International market: crude oil (Brent) average price was 49.87 dollars/barrel increased by 15.36% and the Crude oil of WTI average price was 47.05 dollars/barrel, increased 14.48% compared to the last month.
3. In 2020, Cambodian total export has a negative growth. In particular, total export value achieved a total amount of 14 204 million dollars (43.1% of GDP) decreased by 1.1% comparing to last year, mainly due to the negative growth of garment exports by 9.9%. On the other hand, the total import value achieved a total of 18 939 million dollars (70.8% of GDP) decreased by 6.1% compared to last year due to the dramatic decline of major import items including fabrics, gasoline, construction materials and automobiles.
4. In 2020, total international tourist arrivals achieved 1,306 thousand tourists, declined by 80.2% compared last year. The negative growth is due to the covid-19 epidemic that has caused international tourists to fear about travelling and with the implementation of travel restriction measures from other countries.
5. In 2020, a total number of construction proposals reached 4,841 projects, increased by 48 projects, with a total value of 8,753 million dollars declined by 32.1% comparing to last year. It is also noted that the increase of the construction proposals was mostly on housing constructions which have a total of 4,086 projects (increased by 102 projects) contributing 84.4% of the total construction proposals.
6. In 2020, the total investment projects were 154 projects declined by 43 projects compared to 2019, of which it has created approximately 120,731 new jobs (declined by 49.8%). Also, investments in the industrial sectors have 131 projects, declined by 19.61% compared to last year especially investment projects on bags and garments that has declined by 25 projects and 6 projects respectively.

7. In 2020, Consumer Price Index in Phnom Penh average growth of 2.9% higher than the previous year which was 1.9%. This increase is due the high increase of food and non-alcoholic beverages with the rate of 4.5% while the same period last year was 2%.

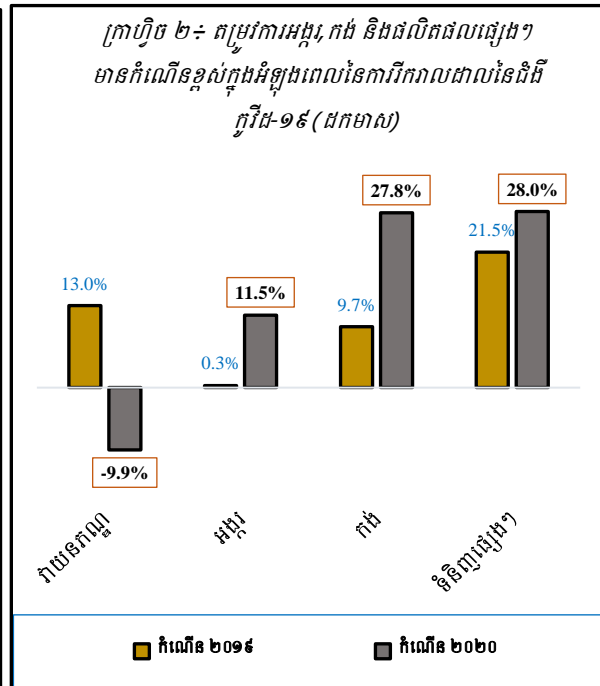
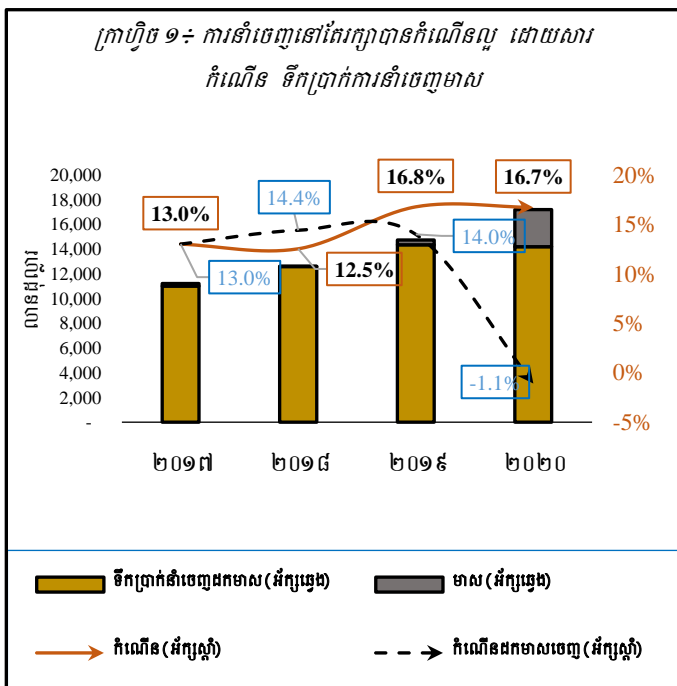
## ១. ទិដ្ឋភាពសេដ្ឋកិច្ចកម្ពុជា / Cambodia economic trends

### ១.១. ស្ថានភាពសន្ទស្សន៍ថ្លៃទំនិញប្រើប្រាស់ / Consumer price index

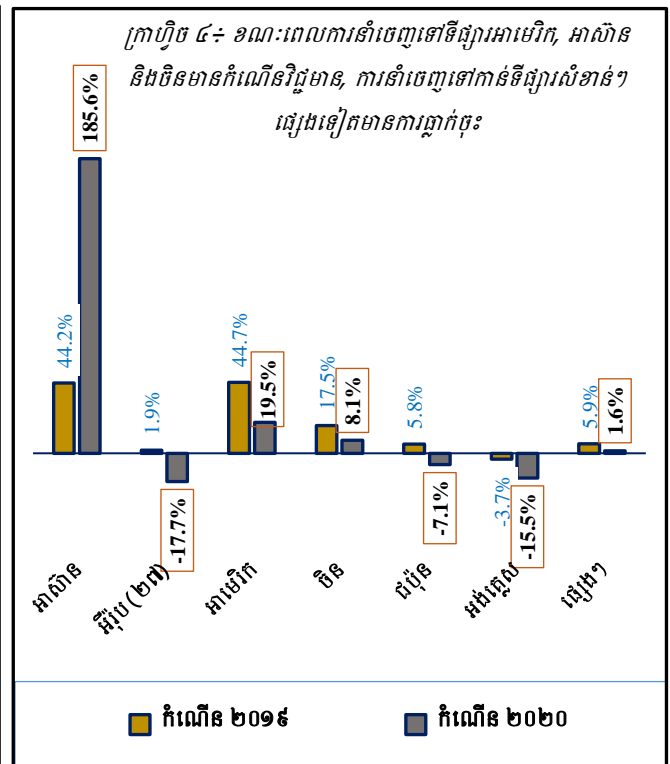
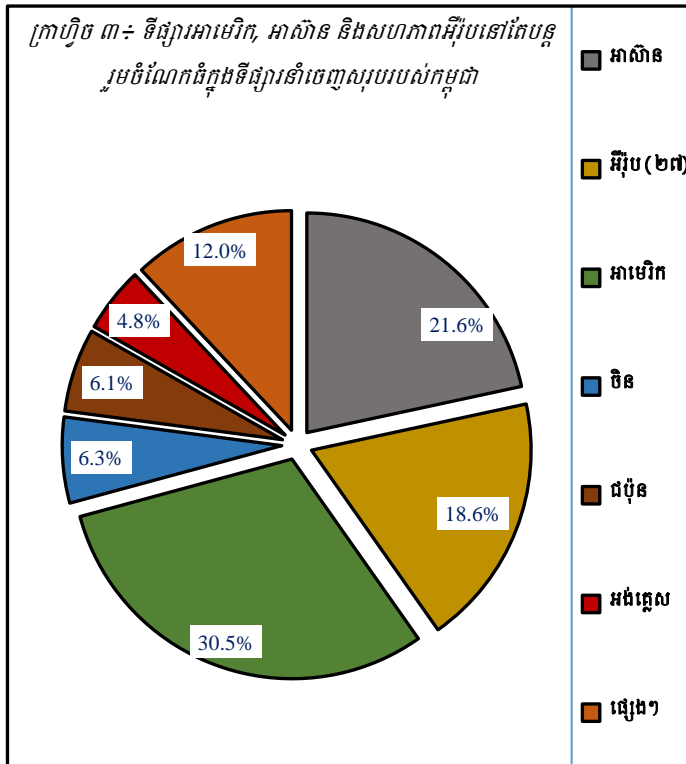


ប្រភព៖ វិទ្យាស្ថានជាតិស្ថិតិ

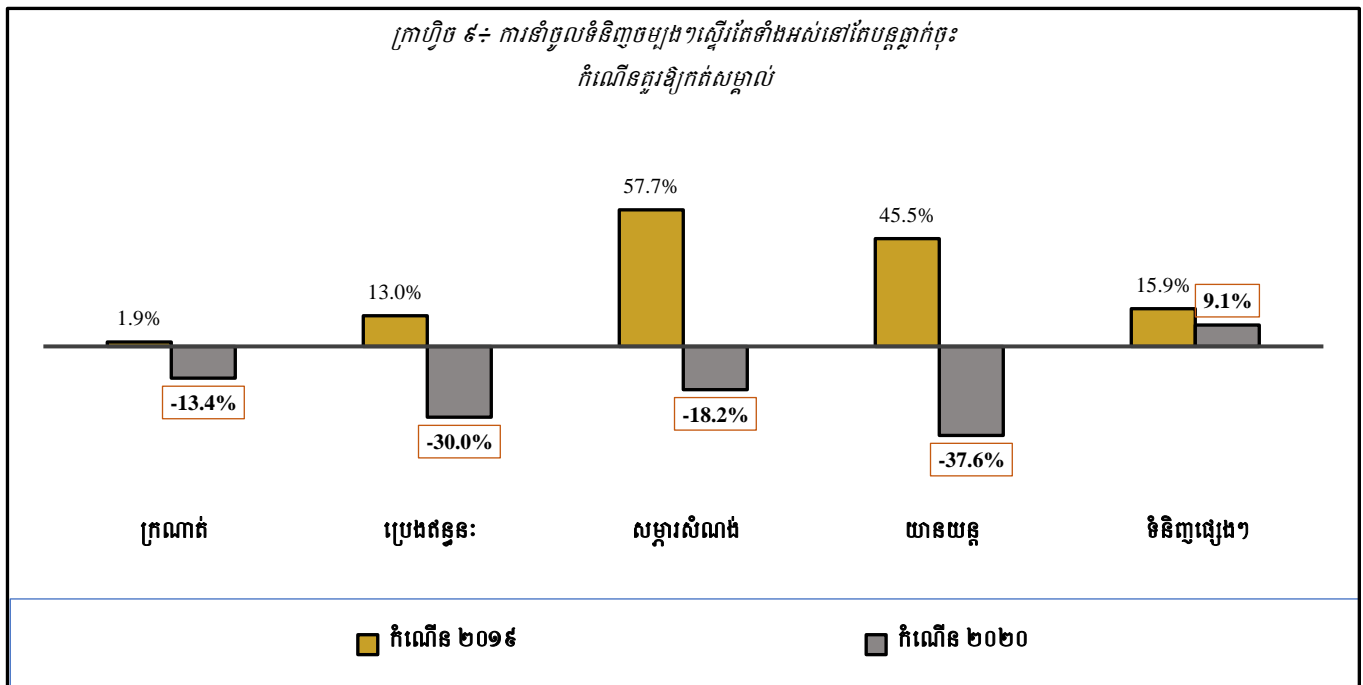
### ១.២. វិស័យពាណិជ្ជកម្ម / Trade



ប្រភព៖ ស្ថិតិទំហំពាណិជ្ជកម្មអន្តរជាតិ, អគ្គនាយកដ្ឋានគយនិងរដ្ឋាករកម្ពុជា

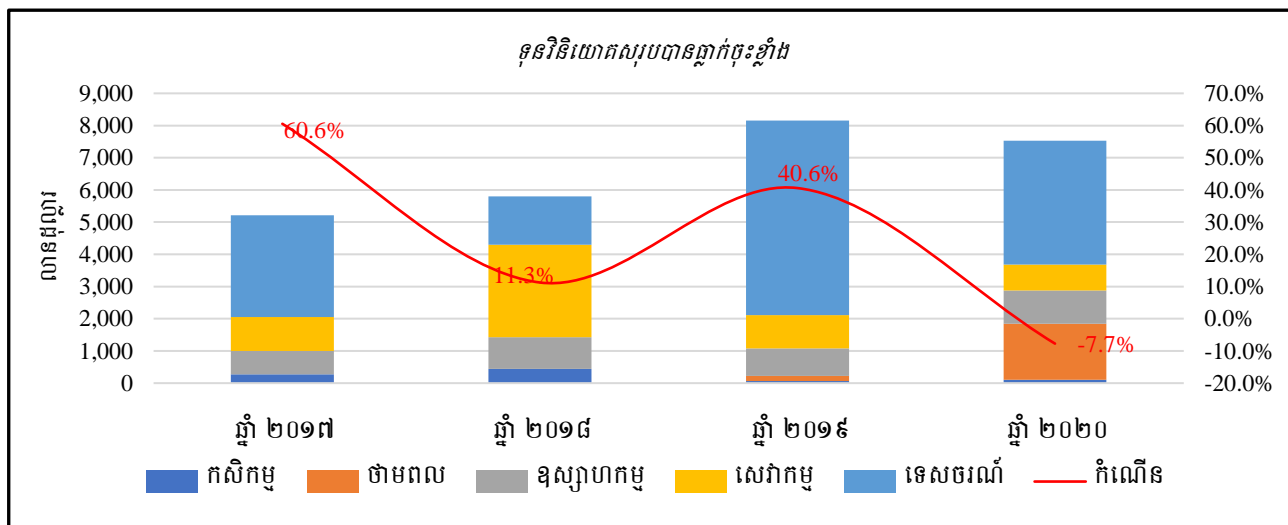
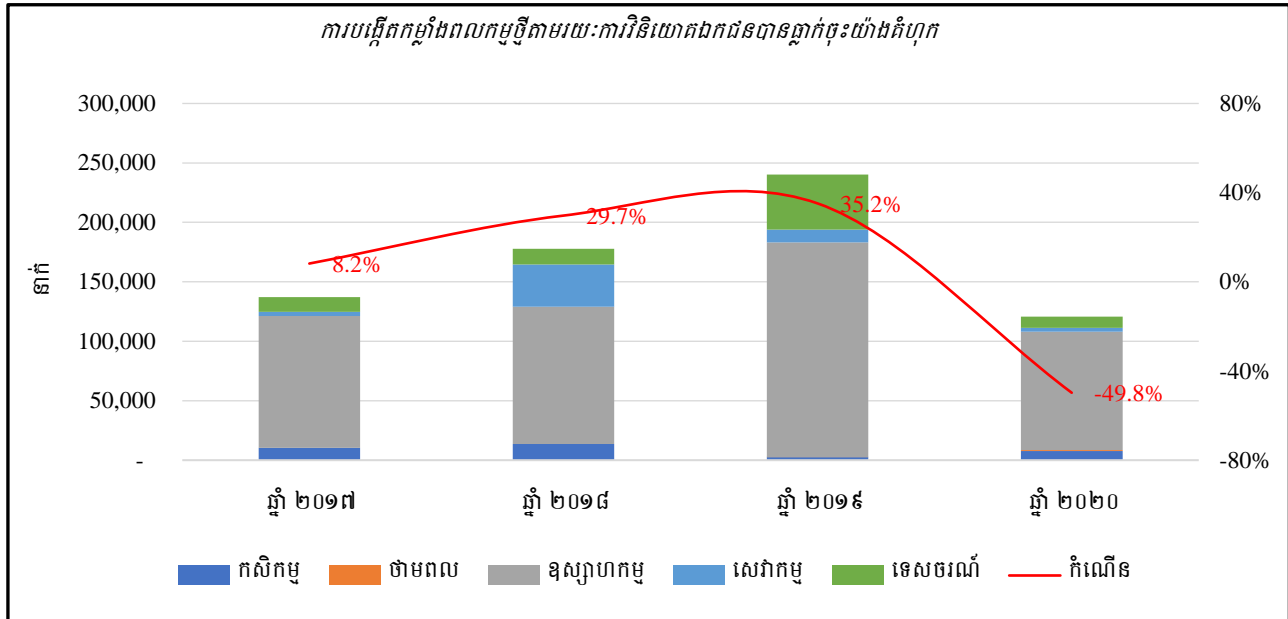


ប្រភព៖ ស្ថិតិទំហំពាណិជ្ជកម្មអន្តរជាតិ, អគ្គនាយកដ្ឋានគយនិងរដ្ឋាករកម្ពុជា

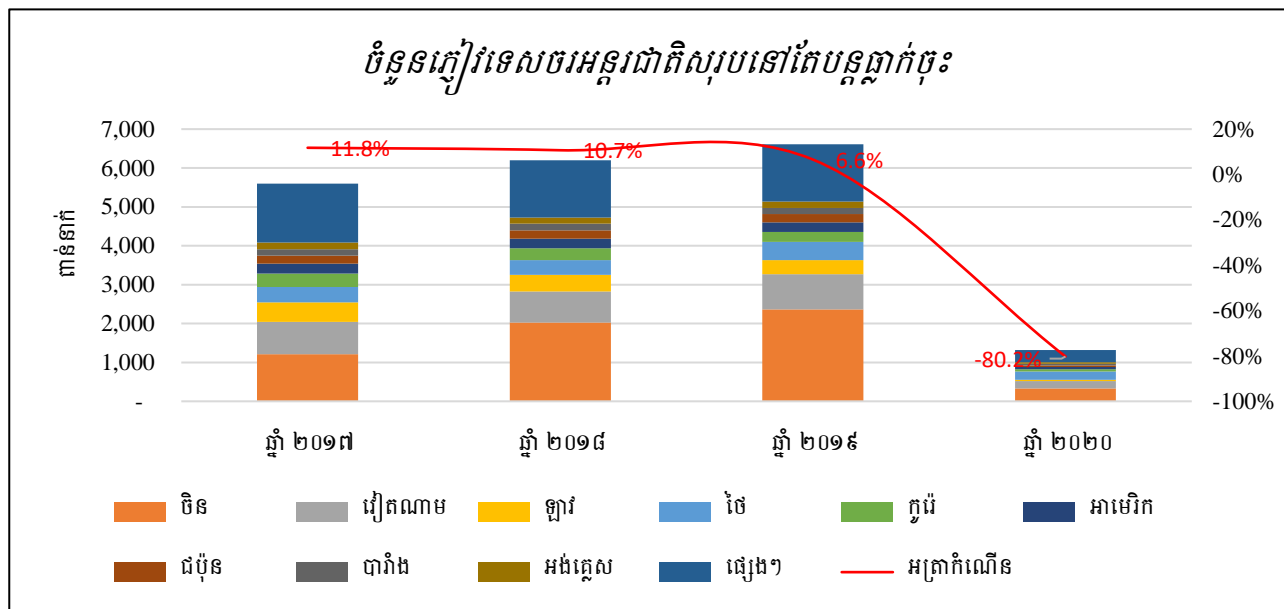


ប្រភព៖ ស្ថិតិទំហំពាណិជ្ជកម្មអន្តរជាតិ, អគ្គនាយកដ្ឋានគយនិងរដ្ឋាករកម្ពុជា

### ១.៣. ស្ថានភាពវិនិយោគ / Investment

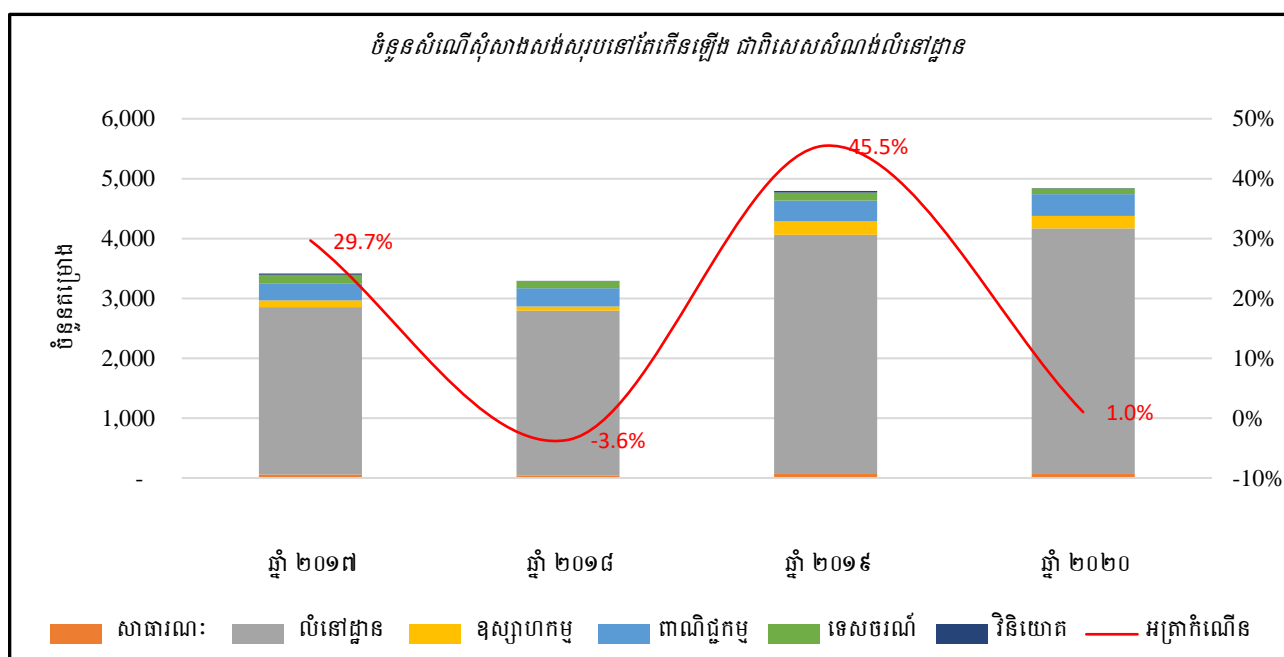


១.៤. ស្ថានភាពទេសចរណ៍ / Tourism



ប្រភព៖ ក្រសួងទេសចរណ៍

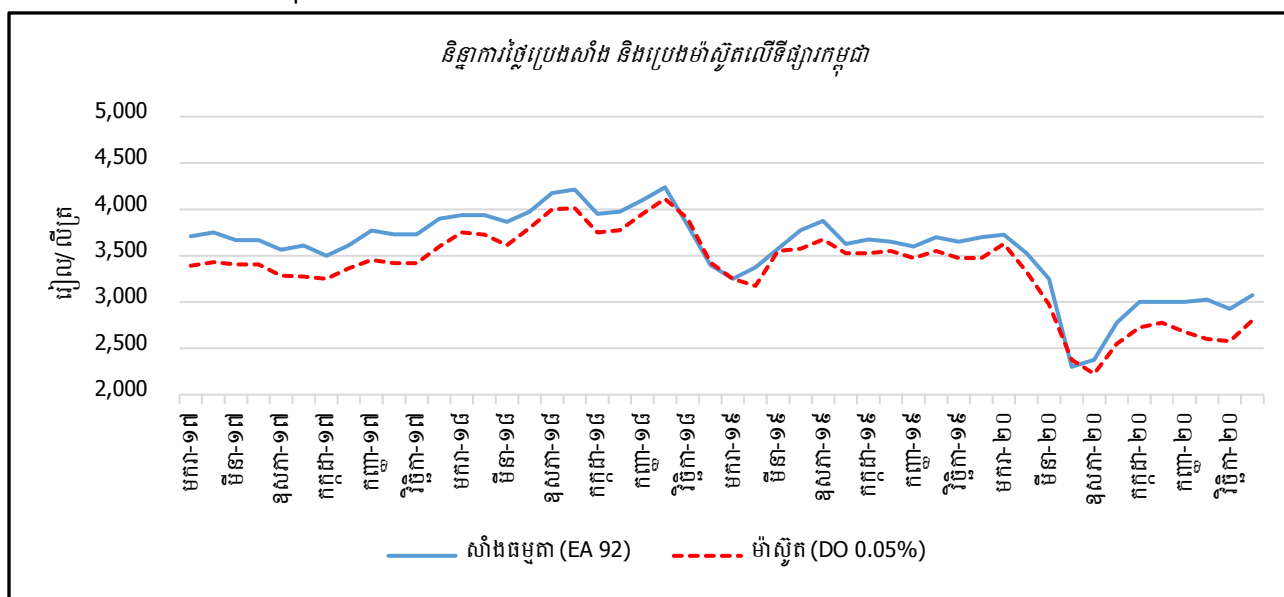
១.៥. ស្ថានភាពសំណង់ / Construction



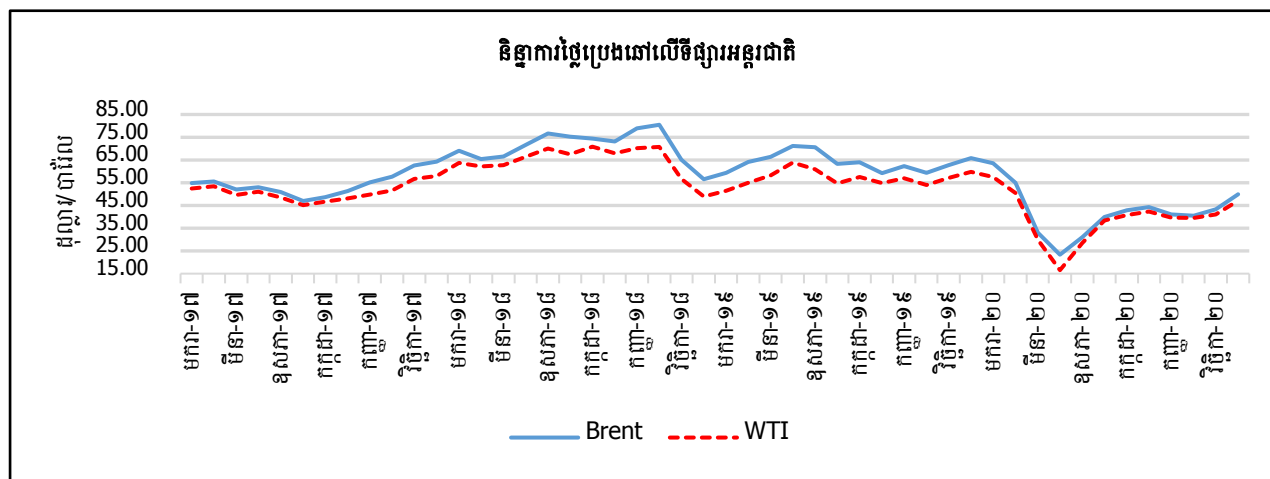
ប្រភព៖ ក្រសួងរៀបចំដែនដី នគរូបនីយកម្ម និងសំណង់

## ២. ទិន្នន័យផ្ទៃក្នុងសំខាន់ៗ / Commodity prices

### ២.១. ថ្លៃប្រេងឆៅ៖ ក្នុង

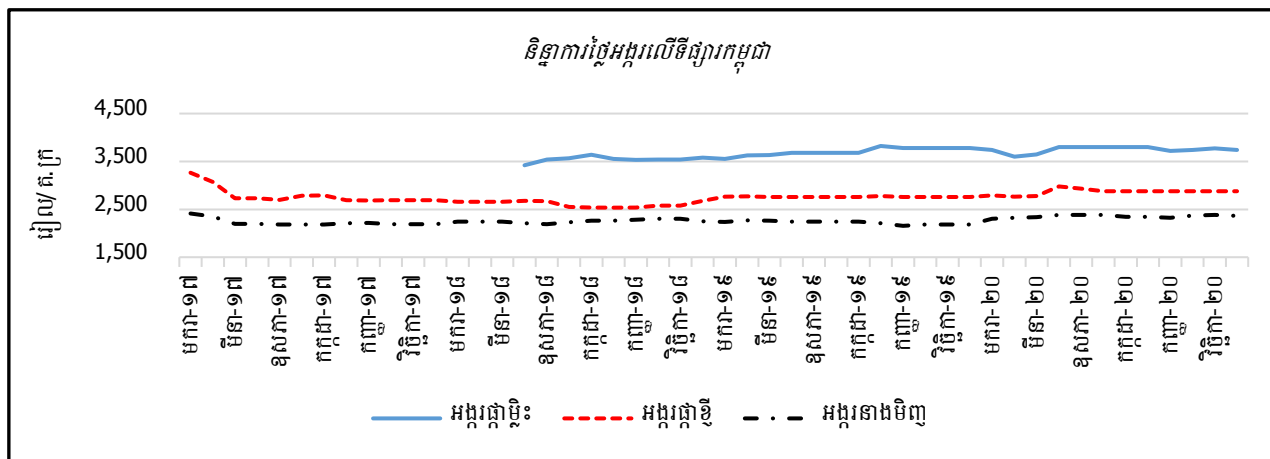


ប្រភព៖ ក្រសួងពាណិជ្ជកម្ម

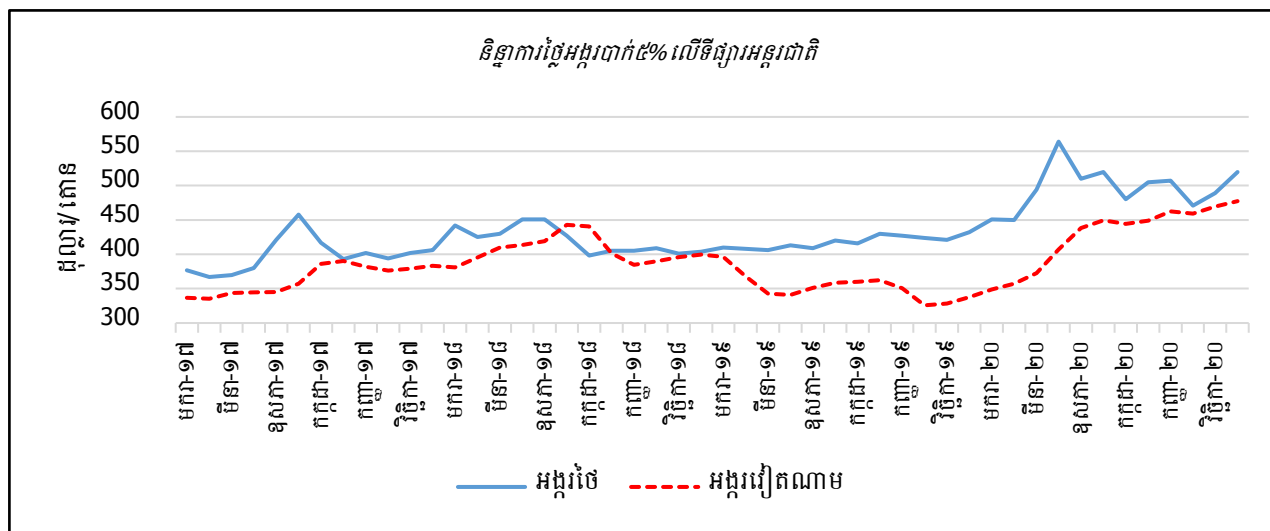


ប្រភព៖ World Bank (Pink Sheet)

## ២.២. ថ្លៃអង្ករ

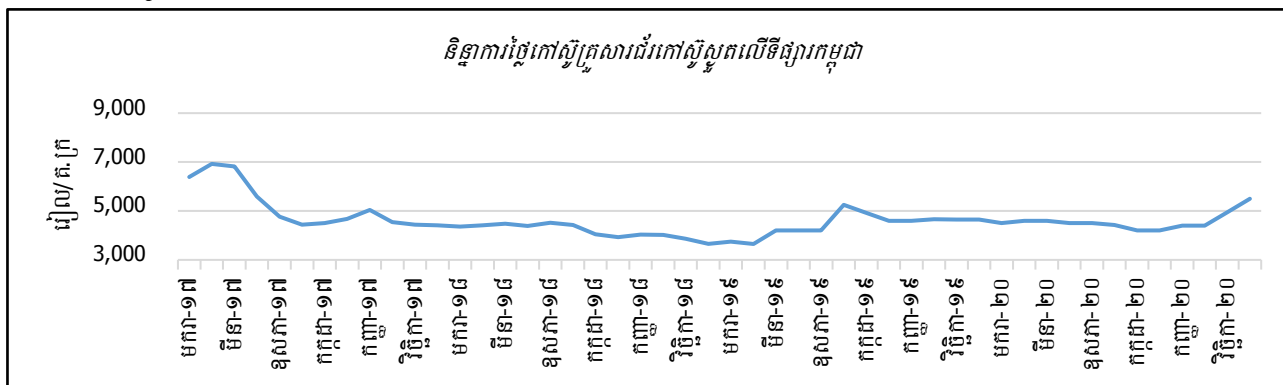


ប្រភព៖ ក្រសួងពាណិជ្ជកម្ម

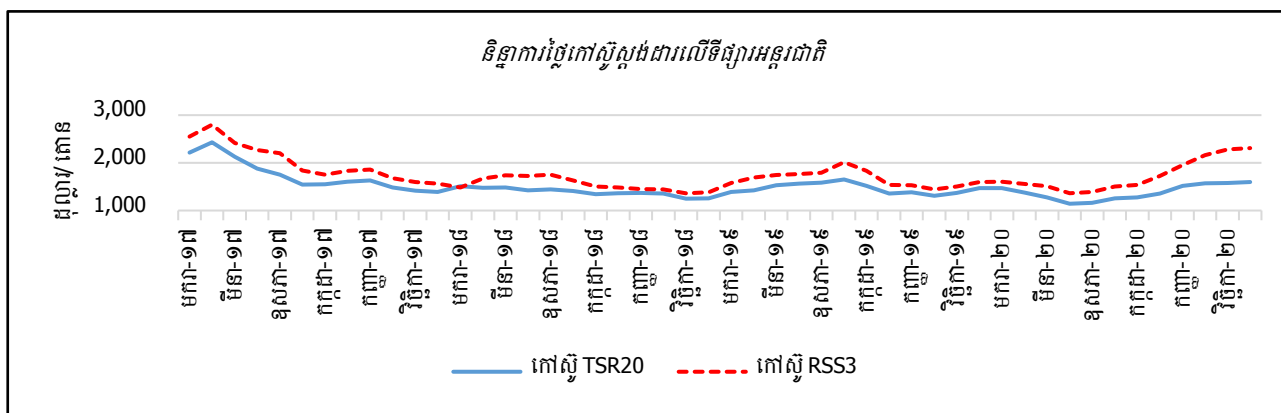


ប្រភព៖ ធនាគារពិភពលោក (Pink Sheet)

## ២.៣. ថ្លៃកៅស៊ូ

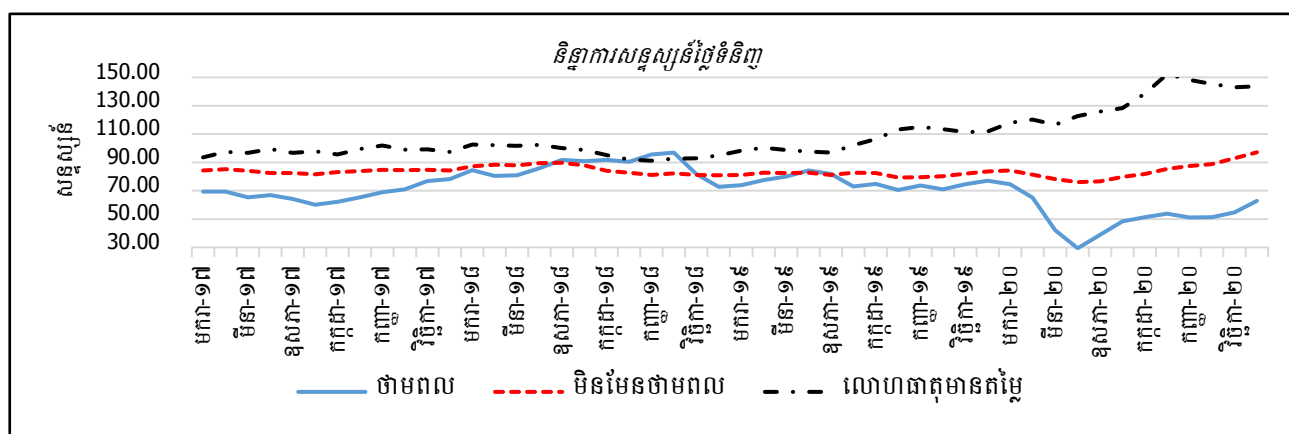


ប្រភព៖ ក្រសួងកសិកម្ម រុក្ខាប្រមាញ់ និងនេសាទ



ប្រភព៖ ធនាគារពិភពលោក (Pink Sheet)

## ២.៤. សន្ទស្សន៍ថ្លៃទំនិញ៖



ប្រភព៖ ធនាគារពិភពលោក (Pink Sheet)

\*\*\*\*\*

\*\*\*\*\*

*Prepared by Statistics and Economic Analysis Department*

*General Department of Policy*

*Ministry of Economy and Finance*

*Contacts:*

*Tel: 017 366 553, 010 713 459*

*Working Hours: 7:00 AM - 11:00 AM, and 14:00 PM - 17:00 PM*

*Noted:*

*The responsibility for opinions expressed in this publication rests solely with the working team of the General Department.*

*The publication does not constitute an endorsement by Ministry of Economy and Finance or Royal Government of Cambodia.*