

Inflation Report

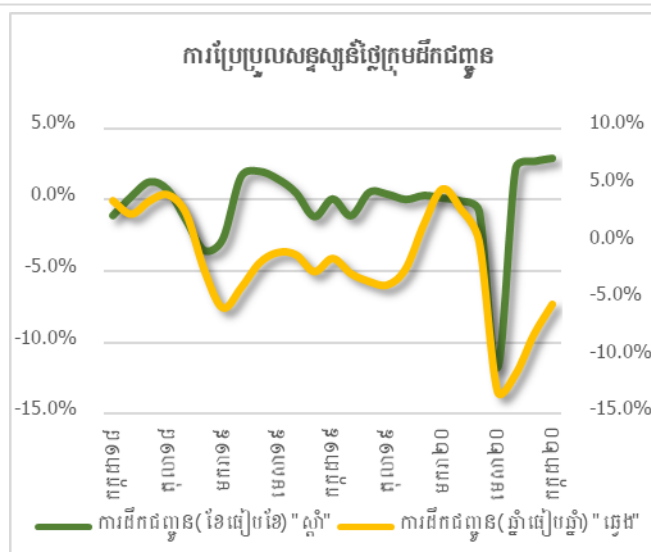
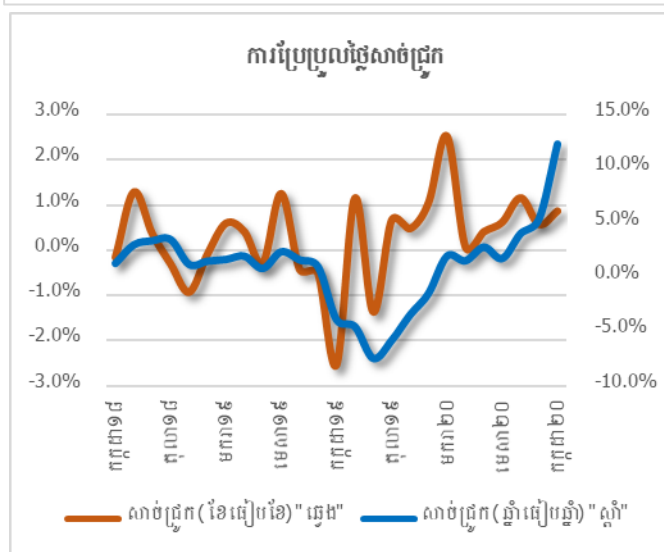
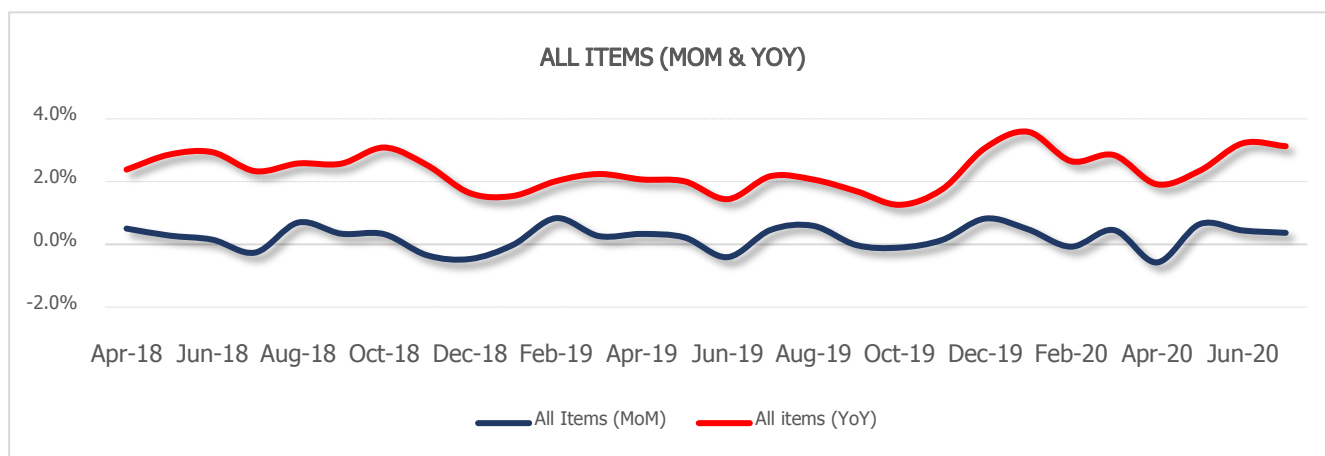
July 2020

Domestic Inflation

According to official data from the National Institute of Statistics (NIS), in July, Consumer Price Index (CPI) in Phnom Penh increased by 0.4% compared to the previous month and 3.1% compared to the same period last year.

The overall Consumer Price Index has a growth of 3.1% compared to the same period last year which was 2.2%. This growth is driven by almost every group of Consumer Price Index especially Food with a growth of 5.1% higher than the same period last year (2.2%) due to the price increase of meat (specially pork), fish and seafood, fruits and vegetables.

On the other hand, the price index of transport is still continuing decline with a negative rate of -5.4% comparing to the same period last year (-1.4%) which helps the inflation rate at manageable level.



Source: National Institute of Statistic (NIS)

Note:

Compiling Consumer Price Index (CPI) in Phnom Penh:

- There are 259 selected items of goods
- The prices are collected from five major markets in Phnom Penh
- Generally, the prices are collected from four sample stands in each market
- For items that are not sold in the market, prices are collected from nearby stores
- The Price Indices are compiled by geometric average

Data source: National Institute of Statistics

Statistics and Economic Analysis Department

General Department of Policy

Ministry of Economy and Finance

Contacts:

Desk Number: (855) 23 427 913; H/P: (855) 10 71 34 59

Working Hours: 7:00 AM - 11:00 AM, and 14:00 PM - 17:00 PM

Noted:

The responsibility for opinions expressed in this publication rests solely with the working team of the General Department.

The publication does not constitute an endorsement by Ministry of Economy and Finance or Royal Government of Cambodia.