



ក្រសួងសេដ្ឋកិច្ច និង ហិរញ្ញវត្ថុ

MINISTRY OF ECONOMY AND FINANCE

N°.....MEF/.....

ព្រះរាជាណាចក្រកម្ពុជា  
ជាតិ សាសនា ព្រះមហាក្សត្រ  
KINGDOM OF CAMBODIA  
Nation Religion King

## *State Budget Implementation* *July, 2024*

Content	Page
1. Brief Note	1
2 Charts	2



## **1. Executive Summary of TOFE**

**The implementation of the state budget for July 2024 in the form of GFSM1986 or TOFE shows that, the Budgetary Central Government (BCG) collected 2,085 billion riels in domestic revenue, equivalent to 6.97% of the 2024 annual budget law (BL), while its expenditure reached 1,870 billion riels, equivalent to 5.42% of the 2024 BL. As a result, BCG's budget execution in July has a 215 billion riels deficit.**

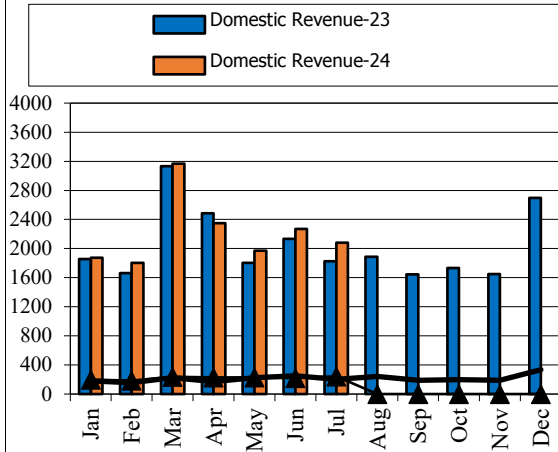
**The seven months of 2024, BCG collected 2,085 billion riels in domestic revenue, equivalent to 6.97% of the 2024 BL** similar to the same period last year in which consisting of 1,762 billion riels in tax revenue, equivalent to 6.84% of the 2024 BL and 268 billion riels in non-tax revenue, equivalent to 8.71% of the 2024 BL.

**In July 2024, BCG's expenditure reached 1,870 billion riels, equivalent to 5.42% of the 2024 BL, a 2.74% decrease compared to the same period last year,** consisting of 1,540 billion riels in current expenditure, equivalent to 6.47% of the 2024 BL contributing to a decrease of 2.27% compared to the same period last year, and 330 billion riels in capital expenditure, equivalent to 3.09% of the 2024 BL. Overall, BCG's expenditure execution continues to maintain the principle of restricting unnecessary expenditures and allocating budgets to implement proactive objectives.

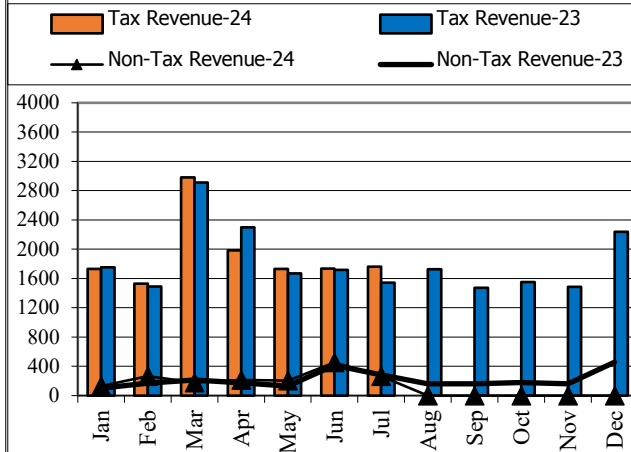
**The Royal Government continues to manage and utilize BCG's total financing effectively and carefully, which has allowed the need for budget execution to be met in a timely manner.** Foreign financing achieved 1,192 billion riels equivalent to 25.91% of the 2024 BL and domestic financing achieved 1,938 billion riels equivalent to 43.23% of the 2024 BL, while the net government's deposits reached 16 billion riels.

## 2. CHARTS

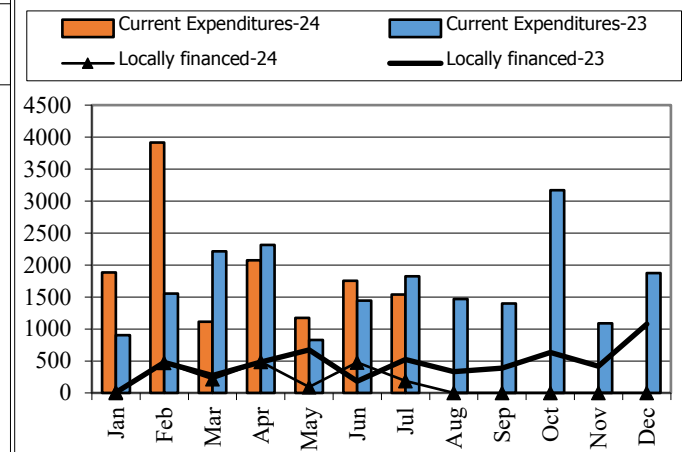
### Revenue and Trade Related Tax 2023-2024



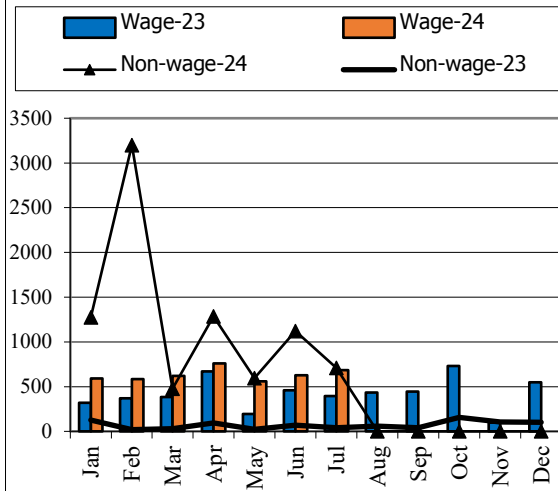
### Tax and Non Tax Revenue 2023-2024



### Current Expenditures and Domestic Financing 2023-2024



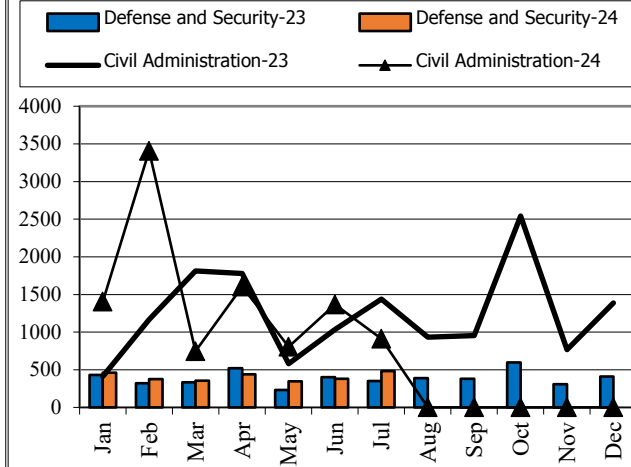
### Wage and Non-wage 2023-2024



Source: MEF

### Defense and Security and Civil Administrative

#### Expenditure 2023-2024



### Multilateral and Bilateral Disbursements 2023-2024

